

ESTACION METEOROLOGICA DRA ANCASH - HUARAZ



1. Nombre:

ESTACION METEOROLOGICA DRA ANCASH - HUARAZ

2. Ubicación Geográfica

**Provincia : HUARAZ
Distrito : HUARAZ
Localidad : HUARAZ**

3. Coordenadas Geográficas

**Latitud : 09°31'36.6" Sur
Longitud : 77°31'16.2" Oeste
Altitud : 3,109 m.s.n.m.**

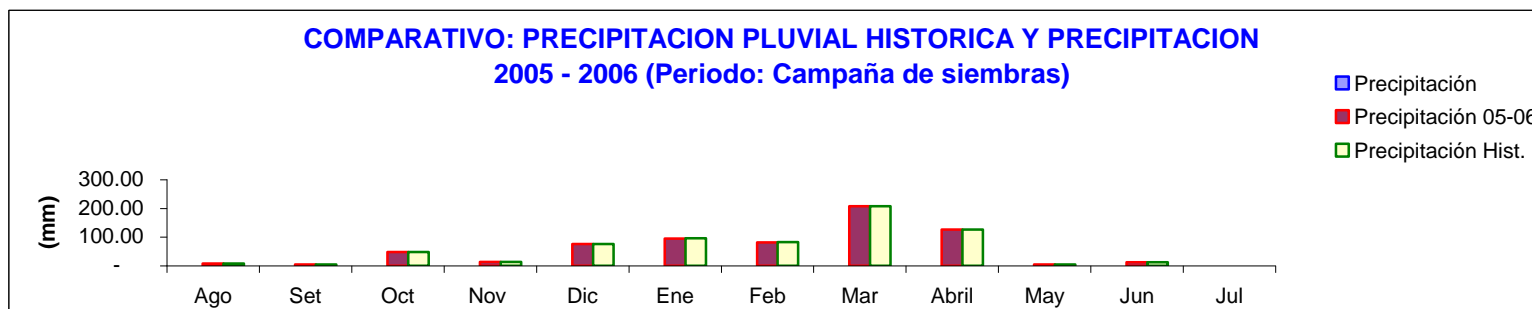
CUADRO RESUMEN

Información Metereológica Mensual por Campaña de Siembras 2005-2006

Estación: DRA Ancash
Departamento: Ancash
Provincia: Huaraz
Distrito: Huaraz

Latitud: 09°31'36.6" Sur EPE 4 METROS
Longitud: 77°31'16.2" Oeste
Altitud: 3109 m.s.n.m.
Campaña 2005 - 2006


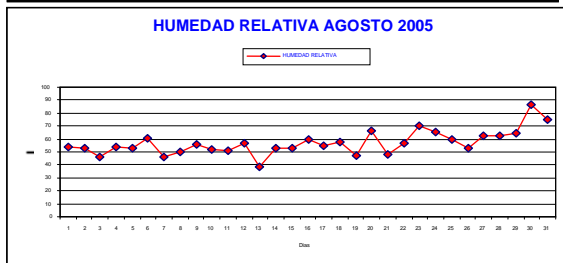
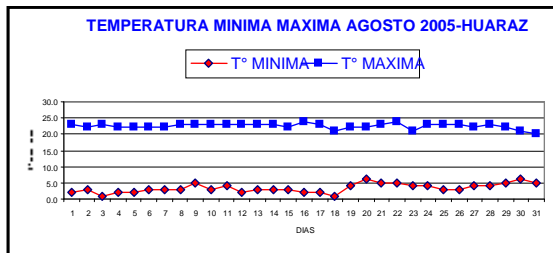
Variable	2005-2006											
	Ago	Set	Oct	Nov	Dic	Ene	Feb	Mar	Abril	May	Jun	Jul
T° máxima promedio (°C)	22.53	22.27	21.55	22.83	20.47	20.70	20.93	19.73	19.83	21.23	20.47	21.60
T° máxima absoluta (°C)	24.00	24.00	24.00	25.00	24.00	23.00	24.00	22.00	22.00	22.00	23.00	23.00
T° mínima promedio (°C)	3.33	5.70	7.65	6.57	8.20	8.10	9.04	8.97	8.13	5.93	7.02	3.13
T° mínima absoluta (°C)	1.00	4.00	5.00	2.00	2.00	6.00	8.00	7.00	6.00	2.00	4.00	1.00
T° promedio (°C)	12.61	13.12	13.20	14.64	15.10	13.28	14.95	13.20	13.20	14.28	14.56	12.76
HR promedio 07 horas (%)	85.05	86.51	90.91	80.19	85.87	87.81	82.62	86.19	85.58	81.81	81.86	71.79
HR promedio 13 horas (%)	27.60	44.26	42.14	43.42	65.64	54.97	48.10	64.10	50.58	48.57	50.86	29.70
HR promedio 19 horas (%)	56.23	83.08	84.81	62.16	78.54	78.04	73.75	70.04	77.01	65.30	59.22	51.75
HR promedio (%)	56.30	71.29	72.62	61.92	76.68	74.85	71.27	73.44	71.06	65.23	63.98	51.08
Precipitación (mm)												
Precipitación 05-06 (mm)	8.30	4.10	47.50	13.80	75.90	95.00	81.40	207.50	125.70	5.00	12.00	-
Precipitación Hist. (mm)	8.30	4.10	47.50	13.80	76.20	95.80	82.20	207.50	125.70	5.00	12.00	-



INFORME AGROMETEOROLOGICO DIARIO

DRA
PROVINCIA ANCASH
MES HUARAZ
AGOSTO 2005


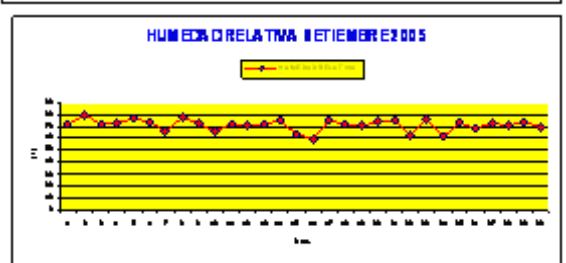
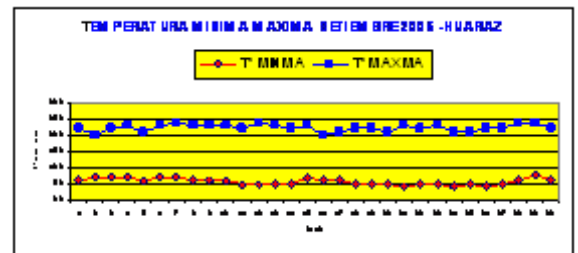
Fecha	Dia	T° Mínima	T° Máxima	H. RELATIVA	T.Precipitacion
01/08/2005	1	2.0	23.0	54	0.0
02/08/2005	2	3.0	22.0	52	0.0
03/08/2005	3	1.0	23.0	46	0.0
04/08/2005	4	2.0	22.0	54	0.0
05/08/2005	5	2.0	22.0	52	0.0
06/08/2005	6	3.0	22.0	61	0.0
07/08/2005	7	3.0	22.0	46	0.0
08/08/2005	8	3.0	23.0	50	0.0
09/08/2005	9	5.0	23.0	56	0.0
10/08/2005	10	3.0	23.0	52	0.0
11/08/2005	11	4.0	23.0	51	0.0
12/08/2005	12	2.0	23.0	57	0.0
13/08/2005	13	3.0	23.0	39	0.0
14/08/2005	14	3.0	23.0	52	0.0
15/08/2005	15	3.0	22.0	52	0.0
16/08/2005	16	2.0	24.0	60	0.0
17/08/2005	17	2.0	23.0	55	0.0
18/08/2005	18	1.0	21.0	57	0.0
19/08/2005	19	4.0	22.0	47	0.0
20/08/2005	20	6.0	22.0	67	2.2
21/08/2005	21	5.0	23.0	48	0.0
22/08/2005	22	5.0	24.0	57	0.0
23/08/2005	23	4.0	21.0	70	0.0
24/08/2005	24	4.0	23.0	65	0.0
25/08/2005	25	3.0	23.0	59	0.0
26/08/2005	26	3.0	23.0	52	0.0
27/08/2005	27	4.0	22.0	63	0.0
28/08/2005	28	4.0	23.0	62	0.0
29/08/2005	29	5.0	22.0	65	2.6
30/08/2005	30	6.0	21.0	87	0.0
31/08/2005	31	5.0	20.0	75	3.5
1° Dec		2.7	22.5	52	0.0
2° Dec		3.0	22.6	54	2.2
3° Dec		4.4	22.3	64	6.1
Promedio		3.4	22.5	57	8.3
Del total		1.0	24.0		



INFORME AGROMETEOROLOGICO DIARIO

DRA
PROVINCIA ANCASH
MES HUARAZ
SETIEMBRE 2005

Fecha	Dia	T° Mínima	T° Máxima	H. RELATIVA	T.Precipitacion
01/09/2005	1	6.0	22.0	72	0.3
02/09/2005	2	7.0	20.0	79	0.0
03/09/2005	3	7.0	22.0	71	0.0
04/09/2005	4	7.0	23.0	73	3.0
05/09/2005	5	6.0	21.0	76	0.0
06/09/2005	6	7.0	23.0	74	0.3
07/09/2005	7	7.0	24.0	66	0.0
08/09/2005	8	6.0	23.0	78	0.0
09/09/2005	9	6.0	23.0	73	0.0
10/09/2005	10	6.0	23.0	66	0.0
11/09/2005	11	5.0	22.0	72	0.0
12/09/2005	12	5.0	24.0	72	0.0
13/09/2005	13	5.0	23.0	72	0.0
14/09/2005	14	5.0	22.0	75	0.0
15/09/2005	15	7.0	23.0	64	0.0
16/09/2005	16	6.0	20.0	59	0.0
17/09/2005	17	6.0	21.0	75	0.0
18/09/2005	18	5.0	22.0	72	0.0
19/09/2005	19	5.0	22.0	71	0.0
20/09/2005	20	5.0	21.0	74	0.0
21/09/2005	21	4.0	23.0	75	0.0
22/09/2005	22	5.0	22.0	63	0.0
23/09/2005	23	5.0	23.0	76	0.0
24/09/2005	24	4.0	21.0	61	0.0
25/09/2005	25	5.0	21.0	73	0.0
26/09/2005	26	4.0	22.0	68	0.0
27/09/2005	27	5.0	22.0	73	0.0
28/09/2005	28	6.0	24.0	70	0.5
29/09/2005	29	8.0	24.0	74	0.0
30/09/2005	30	6.0	22.0	69	0.0
1° Dec		6.5	22.4	73	3.6
2° Dec		5.4	22.0	71	0.0
3° Dec		5.2	22.4	70	0.5
Promedio		5.7	22.3	71	4.1
Del total		4.0	24.0		



INFORME AGROMETEOROLOGICO DIARIO

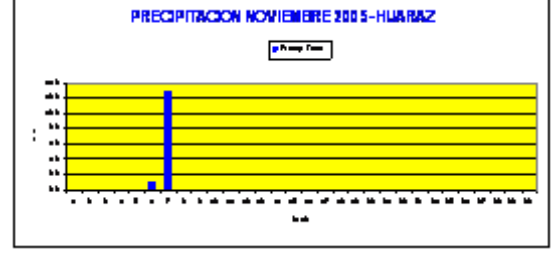
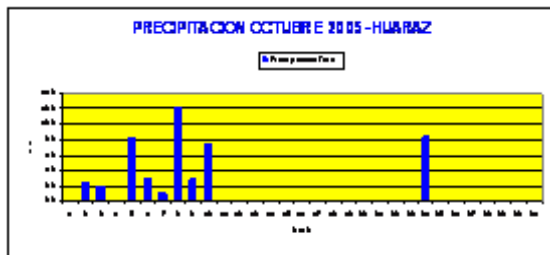
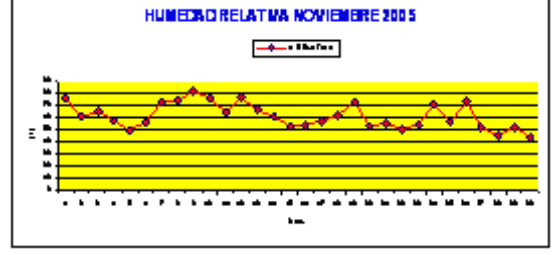
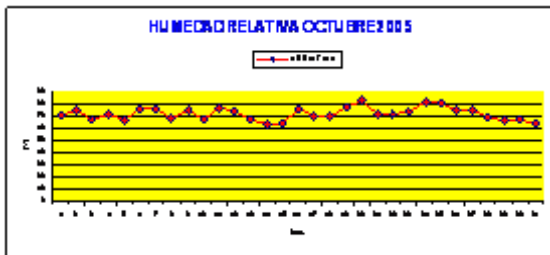
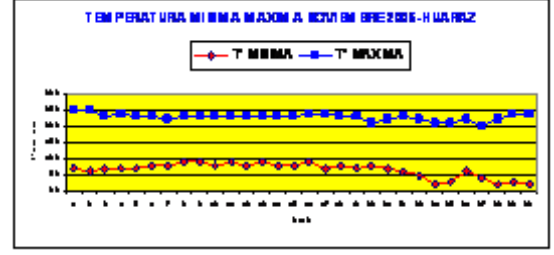

DRA
PROVINCIA
MES
ANCASH
HUARAZ
OCTUBRE 2005

Fecha	Dia	T° Mínima	T° Máxima	HUMEDAD RELATIVA	T.Precipitacion
01/10/2005	1	7.0	22.0	71	0.0
02/10/2005	2	9.0	21.0	76	2.5
03/10/2005	3	10.0	22.0	68	1.9
04/10/2005	4	9.0	21.0	72	0.0
05/10/2005	5	6.0	23.0	67	8.3
06/10/2005	6	8.0	21.0	77	3.0
07/10/2005	7	9.0	22.0	77	1.0
08/10/2005	8	10.0	21.0	69	12.3
09/10/2005	9	9.0	22.0	76	2.8
10/10/2005	10	9.0	18.0	68	7.3
11/10/2005	11	9.0	20.0	78	0.0
12/10/2005	12	8.0	20.0	74	0.0
13/10/2005	13	8.0	20.0	68	0.0
14/10/2005	14	7.0	21.0	65	0.0
15/10/2005	15	6.0	22.0	64	0.0
16/10/2005	16	6.0	21.0	77	0.0
17/10/2005	17	5.0	22.0	71	0.0
18/10/2005	18	7.0	21.0	70	0.0
19/10/2005	19	7.0	21.0	78	0.0
20/10/2005	20	7.0	21.0	83	0.0
21/10/2005	21	8.0	22.0	72	0.0
22/10/2005	22	7.0	22.0	72	0.0
23/10/2005	23	9.0	22.0	74	0.0
24/10/2005	24	9.0	20.0	82	8.4
25/10/2005	25	8.0	21.0	81	0.0
26/10/2005	26	7.0	22.0	76	0.0
27/10/2005	27	7.0	23.0	76	0.0
28/10/2005	28	7.0	24.0	70	0.0
29/10/2005	29	6.0	23.0	67	0.0
30/10/2005	30	6.0	24.0	67	0.0
31/10/2005	31	7.0	23.0	64	0.0
1° Dec		8.6	21.3	72	39.1
2° Dec		7.0	20.9	73	0.0
3° Dec		7.4	22.4	73	8.4
Promedio		7.6	21.5	73	47.5
Del total		5.0	24.0		

INFORME AGROMETEOROLOGICO DIARIO

DRA
PROVINCIA
MES
ANCASH
HUARAZ
NOVIEMBRE 2005

Fecha	Dia	T° Mínima	T° Máxima	H. RELATIVA	T.Precipitacion
01/11/2005	1	7.0	25.0	76	0.0
02/11/2005	2	6.0	25.0	61	0.0
03/11/2005	3	7.0	23.0	66	0.0
04/11/2005	4	7.0	24.0	58	0.0
05/11/2005	5	7.0	23.0	50	0.0
06/11/2005	6	8.0	23.0	57	1.0
07/11/2005	7	8.0	22.0	73	12.8
08/11/2005	8	9.0	23.0	74	0.0
09/11/2005	9	9.0	23.0	83	0.0
10/11/2005	10	8.0	23.0	77	0.0
11/11/2005	11	9.0	23.0	64	0.0
12/11/2005	12	8.0	23.0	77	0.0
13/11/2005	13	9.0	23.0	67	0.0
14/11/2005	14	8.0	23.0	61	0.0
15/11/2005	15	8.0	23.0	53	0.0
16/11/2005	16	9.0	24.0	55	0.0
17/11/2005	17	7.0	24.0	57	0.0
18/11/2005	18	8.0	23.0	62	0.0
19/11/2005	19	7.0	23.0	74	0.0
20/11/2005	20	8.0	21.0	53	0.0
21/11/2005	21	7.0	22.0	56	0.0
22/11/2005	22	6.0	23.0	51	0.0
23/11/2005	23	5.0	22.0	55	0.0
24/11/2005	24	2.0	21.0	71	0.0
25/11/2005	25	3.0	21.0	57	0.0
26/11/2005	26	6.0	22.0	74	0.0
27/11/2005	27	4.0	20.0	53	0.0
28/11/2005	28	2.0	22.0	46	0.0
29/11/2005	29	3.0	24.0	53	0.0
30/11/2005	30	2.0	24.0	45	0.0
1° Dec		7.6	23.4	67	13.8
2° Dec		8.1	23.0	62	0.0
3° Dec		4.0	22.1	56	0.0
Promedio		6.6	22.8	62	13.8
Del total		2.0	25.0		



INFORME AGROMETEOROLOGICO DIARIO

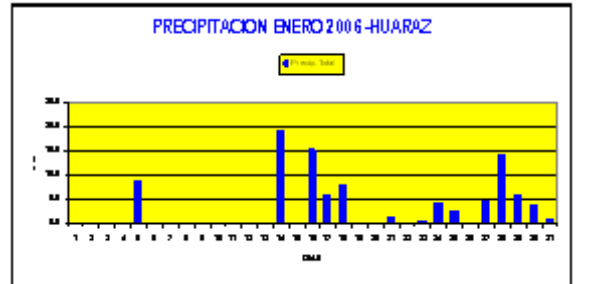
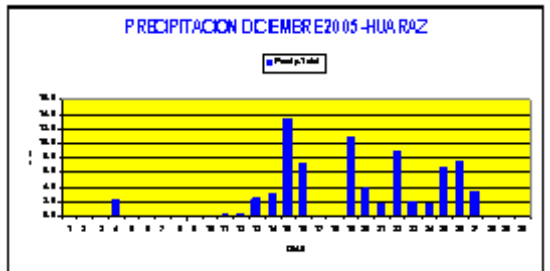
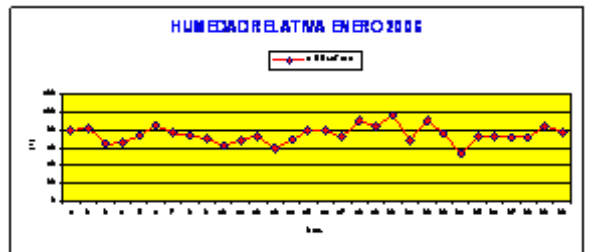


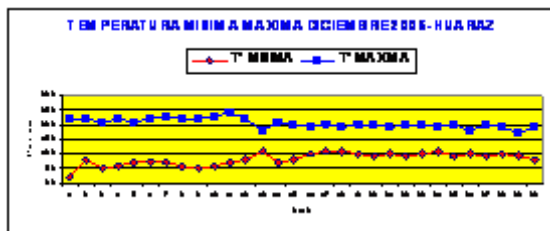
DRA
PROVINCIA
MES
ANCASH
HUARAZ
DICIEMBRE 2005

Fecha	Dia	T° Mínima	T° Máxima	H. RELATIVA	T.Precipitación
01/12/2005	1	2.0	22.0	62	0.0
02/12/2005	2	8.0	22.0	64	0.0
03/12/2005	3	5.0	21.0	61	0.0
04/12/2005	4	6.0	22.0	68	2.2
05/12/2005	5	7.0	21.0	82	0.0
06/12/2005	6	7.0	22.0	75	0.0
07/12/2005	7	7.0	23.0	68	0.0
08/12/2005	8	6.0	22.0	80	0.0
09/12/2005	9	5.0	22.0	75	0.0
10/12/2005	10	6.0	23.0	77	0.0
11/12/2005	11	7.0	24.0	67	0.3
12/12/2005	12	8.0	22.0	75	0.3
13/12/2005	13	11.0	18.0	79	2.4
14/12/2005	14	7.0	21.0	78	3.3
15/12/2005	15	8.0	20.0	80	13.4
16/12/2005	16	10.0	19.0	85	7.2
17/12/2005	17	11.0	20.0	85	0.0
18/12/2005	18	11.0	19.0	77	0.0
19/12/2005	19	10.0	20.0	75	10.8
20/12/2005	20	9.0	20.0	78	3.8
21/12/2005	21	10.0	19.0	72	1.8
22/12/2005	22	9.0	20.0	78	9.1
23/12/2005	23	10.0	20.0	78	2.1
24/12/2005	24	11.0	19.0	85	1.9
25/12/2005	25	9.0	20.0	83	6.8
26/12/2005	26	10.0	18.0	91	7.4
27/12/2005	27	9.0	20.0	80	3.4
28/12/2005	28	10.0	19.0	85	0.0
29/12/2005	29	9.0	17.0	85	0.0
30/12/2005	30	8.0	19.0	74	0.0
31/12/2005	31	9.0	19.0	74	0.0
Resumen Mensual:					
1° Dec		5.9	22.0	71	2.2
2° Dec		9.2	20.3	78	41.5
3° Dec		9.5	19.1	81	32.5
Promedio		8.2	20.5	77	76.2
Del total		2.0	24.0		

INFORME AGROMETEOROLOGICO DIARIO

DRA
PROVINCIA
MES
ANCASH
HUARAZ
ENERO 2006

Fecha	Dia	T° Mínima	T° Máxima	H. RELATIVA	T.Precipitación
01/01/2006	1	8.0	20.0	80	0.0
02/01/2006	2	7.0	21.0	83	0.0
03/01/2006	3	6.0	21.0	64	0.0
04/01/2006	4	8.0	20.0	66	0.0
05/01/2006	5	8.0	19.0	74	8.7
06/01/2006	6	7.0	21.0	86	0.0
07/01/2006	7	7.0	21.0	76	0.0
08/01/2006	8	8.0	23.0	73	0.0
09/01/2006	9	6.0	23.0	70	0.0
10/01/2006	10	7.0	21.0	62	0.0
11/01/2006	11	9.0	22.0	69	0.0
12/01/2006	12	8.0	23.0	73	0.0
13/01/2006	13	8.0	22.0	59	0.0
14/01/2006	14	9.0	18.0	69	19.5
15/01/2006	15	8.0	22.0	80	0.0
16/01/2006	16	9.0	18.0	79	15.2
17/01/2006	17	9.0	17.0	72	5.8
18/01/2006	18	10.0	17.0	91	8.1
19/01/2006	19	9.0	18.0	84	0.0
20/01/2006	20	7.0	21.0	96	0.0
21/01/2006	21	10.0	21.0	68	1.1
22/01/2006	22	7.0	21.0	90	0.0
23/01/2006	23	7.0	21.0	76	0.5
24/01/2006	24	11.0	21.0	53	4.5
25/01/2006	25	7.0	21.0	74	2.8
26/01/2006	26	10.0	22.0	74	0.0
27/01/2006	27	9.0	23.0	72	4.8
28/01/2006	28	9.0	22.0	71	14.0
29/01/2006	29	7.0	22.0	84	6.0
30/01/2006	30	8.0	19.0	78	4.0
31/01/2006	31	7.0	20.0	71	0.8
Resumen Mensual:					
1° Dec		7.2	21.0	73	8.7
2° Dec		8.6	19.8	77	48.6
3° Dec		8.5	21.3	74	38.5
Promedio		8.1	20.7	75	95.8
Del total		6.0	23.0		



INFORME AGROMETEOROLOGICO DIARIO

DRA
PROVINCIA
MES

ANCASH
HUARAZ
ABRIL 2006


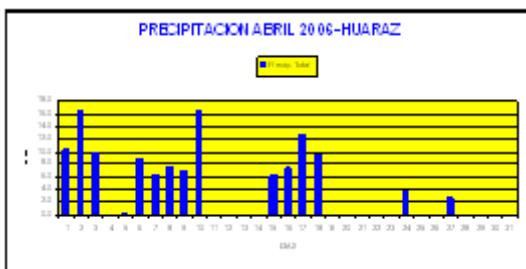
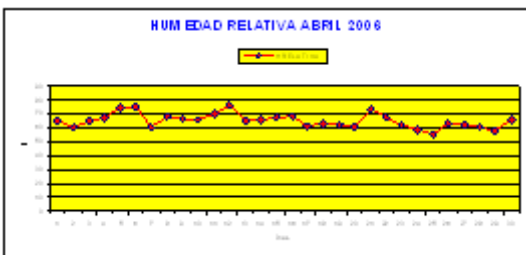
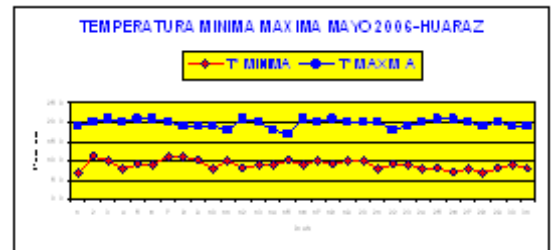
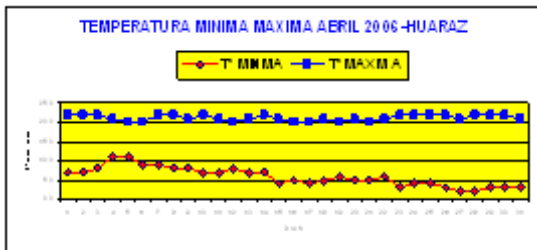
Fecha	Dia	T° Mínima	T° Máxima	H. RELATIVA	T.Precipitación
01/04/2006	1	7.0	22.0	65	10.4
02/04/2006	2	7.0	22.0	60	16.5
03/04/2006	3	8.0	22.0	65	9.8
04/04/2006	4	11.0	21.0	67	0.0
05/04/2006	5	11.0	20.0	75	0.3
06/04/2006	6	9.0	20.0	75	9.1
07/04/2006	7	9.0	22.0	61	6.2
08/04/2006	8	8.0	22.0	69	7.7
09/04/2006	9	8.0	21.0	67	7.0
10/04/2006	10	7.0	22.0	65	16.4
11/04/2006	11	7.0	21.0	70	0.0
12/04/2006	12	8.0	20.0	76	0.0
13/04/2006	13	7.0	21.0	64	0.0
14/04/2006	14	7.0	22.0	66	0.0
15/04/2006	15	4.0	21.0	68	6.3
16/04/2006	16	5.0	20.0	69	7.5
17/04/2006	17	4.0	20.0	62	12.8
18/04/2006	18	5.0	21.0	63	9.4
19/04/2006	19	6.0	20.0	62	0.0
20/04/2006	20	5.0	21.0	61	0.0
21/04/2006	21	5.0	20.0	74	0.0
22/04/2006	22	6.0	21.0	67	0.0
23/04/2006	23	3.0	22.0	62	0.0
24/04/2006	24	4.0	22.0	59	3.7
25/04/2006	25	4.0	22.0	56	0.0
26/04/2006	26	3.0	22.0	63	0.0
27/04/2006	27	2.0	21.0	62	2.6
28/04/2006	28	2.0	22.0	61	0.0
29/04/2006	29	3.0	22.0	58	0.0
30/04/2006	30	3.0	22.0	66	0.0
01/05/2006	31	3.0	21.0	64	0.0
Resumen Mensual:					
1° Dec		8.5	21.4	67	83.4
2° Dec		5.8	20.7	66	36.0
3° Dec		3.5	21.6	63	6.3
Promedio		5.9	21.2	65	125.7
Del total		2.0	22.0		

INFORME AGROMETEOROLOGICO DIARIO

DRA
PROVINCIA
MES

ANCASH
HUARAZ
MAYO 2006

Fecha	Dia	T° Mínima	T° Máxima	H. RELATIVA	T.Precipitación
01/05/2006	1	7.0	19.0	71	0.0
02/05/2006	2	11.0	20.0	76	0.0
03/05/2006	3	10.0	21.0	71	0.0
04/05/2006	4	8.0	20.0	77	2.4
05/05/2006	5	9.0	21.0	79	0.0
06/05/2006	6	9.0	21.0	75	0.0
07/05/2006	7	11.0	20.0	72	2.6
08/05/2006	8	11.0	19.0	71	0.0
09/05/2006	9	10.0	19.0	72	0.0
10/05/2006	10	8.0	19.0	76	0.0
11/05/2006	11	10.0	18.0	85	0.0
12/05/2006	12	8.0	21.0	71	0.0
13/05/2006	13	9.0	20.0	90	0.0
14/05/2006	14	9.0	18.0	76	0.0
15/05/2006	15	10.0	17.0	78	0.0
16/05/2006	16	9.0	21.0	68	0.0
17/05/2006	17	10.0	20.0	79	0.0
18/05/2006	18	9.0	21.0	77	0.0
19/05/2006	19	10.0	20.0	68	0.0
20/05/2006	20	10.0	20.0	69	0.0
21/05/2006	21	8.0	20.0	67	0.0
22/05/2006	22	9.0	18.0	64	0.0
23/05/2006	23	9.0	19.0	75	0.0
24/05/2006	24	8.0	20.0	72	0.0
25/05/2006	25	8.0	21.0	73	0.0
26/05/2006	26	7.0	21.0	74	0.0
27/05/2006	27	8.0	20.0	64	0.0
28/05/2006	28	7.0	19.0	70	0.0
29/05/2006	29	8.0	20.0	69	0.0
30/05/2006	30	9.0	19.0	71	0.0
31/05/2006	31	8.0	19.0	84	0.0
Resumen Mensual:					
1° Dec		9.4	19.9	74	5.0
2° Dec		9.4	19.6	76	0.0
3° Dec		8.1	19.7	70	0.0
Promedio		9.0	19.7	73	5.0
Del total		7.0	21.0		



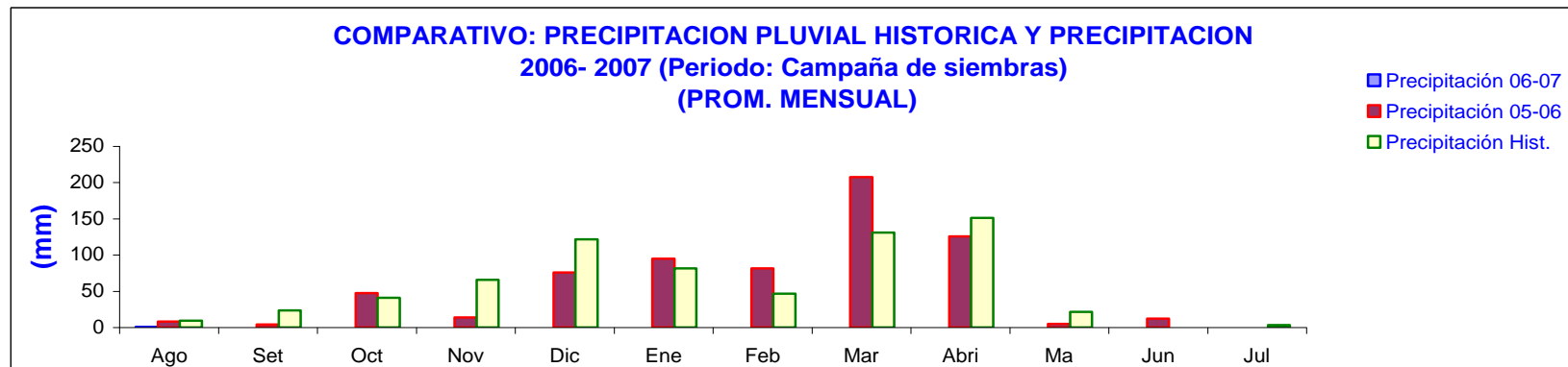
CUADRO RESUMEN

Información Metereológica Mensual por Campaña de Siembras 2006-2007

Estación: DRA Ancash
Departamento: Ancash
Provincia: Huaraz
Distrito: Huaraz

Latitud: 09°31'36.6" Sur EPE 4 METROS
Longitud: 77°31'16.2" Oeste
Altitud: 3109 m.s.n.m.
Campaña 2006 - 2007

Variable	2006-2007											
	Ago	Set	Oct	Nov	Dic	Ene	Feb	Mar	Abril	May	Jun	Jul
T° máxima promedio (°C)	21.4	21.1	20.9	20.4	20.2	21.2	21.0	19.7	20.1	20.7	21.1	21.3
T° máxima absoluta (°C)	23.0	23.0	23.0	23.0	23.0	24.0	23.0	23.0	22.0	22.0	23.0	22.0
T° mínima promedio (°C)	5.1	5.1	6.5	8.8	8.9	9.6	9.4	9.7	7.7	6.7	3.8	3.5
T° mínima absoluta (°C)	3.0	4.0	2.0	4.0	6.0	7.0	5.0	7.0	6.0	4.0	2.0	2.0
T° promedio (°C)	14.5	15.1	14.4	15.1	15.4	14.4	15.1	15.1	13.1	14.4	13.9	13.2
HR promedio 07 horas (%)	84	81	78	76	85	88	85	85	86	80	80	82
HR promedio 13 horas (%)	40	52	44	50	56	52	48	56	53	49	46	46
HR promedio 19 horas (%)	47	53	58	62	56	73	64	56	53	59	57	54
HR promedio (%)	57	62	60	63	66	71	66	66	71	63	61	60
Precipitación 06-07 (mm)	9.4	23.3	41.0	65.5	121.5	81.6	46.4	131.0	151.2	21.6	0.0	3.4
Precipitación 05-06 (mm)	8.30	4.10	47.50	13.80	75.90	95.00	81.40	207.50	125.70	5.00	12.00	-
Precipitación Hist. (mm)	8.30	4.10	47.50	13.80	75.90	95.00	81.40	207.50	125.70	5.00	12.00	-


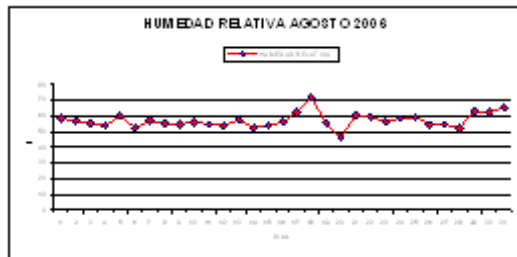
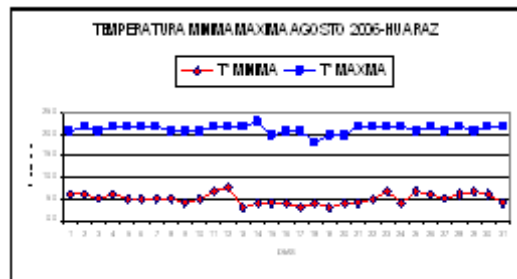


INFORME AGROMETEOROLOGICO DIARIO

DRA
PROVINCIA
MES

ANCASH
HUARAZ
AGOSTO 2006

Fecha	Dia	T° Mínima	T° Máxima	H. RELATIVA	T.Precipitacion
01/08/2006	1	6.0	21.0	58	0.0
02/08/2006	2	6.0	22.0	57	0.0
03/08/2006	3	5.0	21.0	55	0.0
04/08/2006	4	6.0	22.0	54	0.0
05/08/2006	5	5.0	22.0	60	0.0
06/08/2006	6	5.0	22.0	52	0.0
07/08/2006	7	5.0	22.0	57	0.0
08/08/2006	8	5.0	21.0	56	0.0
09/08/2006	9	4.0	21.0	55	0.0
10/08/2006	10	5.0	21.0	56	8.7
11/08/2006	11	7.0	22.0	54	0.0
12/08/2006	12	8.0	22.0	54	0.0
13/08/2006	13	3.0	22.0	57	0.0
14/08/2006	14	4.0	23.0	52	0.0
15/08/2006	15	4.0	20.0	54	0.0
16/08/2006	16	4.0	21.0	56	0.0
17/08/2006	17	3.0	21.0	63	0.0
18/08/2006	18	4.0	18.0	72	0.0
19/08/2006	19	3.0	20.0	55	0.0
20/08/2006	20	4.0	20.0	46	0.7
21/08/2006	21	4.0	22.0	61	0.0
22/08/2006	22	5.0	22.0	59	0.0
23/08/2006	23	7.0	22.0	56	0.0
24/08/2006	24	4.0	22.0	58	0.0
25/08/2006	25	7.0	21.0	59	0.0
26/08/2006	26	6.0	22.0	55	0.0
27/08/2006	27	5.0	21.0	55	0.0
28/08/2006	28	6.0	22.0	52	0.0
29/08/2006	29	7.0	21.0	63	0.0
30/08/2006	30	6.0	22.0	62	0.0
31/08/2006	31	4.0	22.0	65	0.0
1° Dec		5.2	21.5	56	8.7
2° Dec		4.4	20.9	56	0.7
3° Dec		5.5	21.7	59	0.0
Promedio		5.1	21.4	57	9.4
Del total		3.0	23.0		

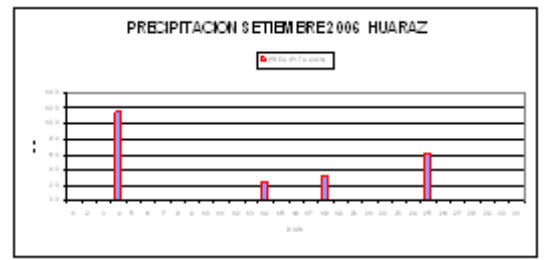
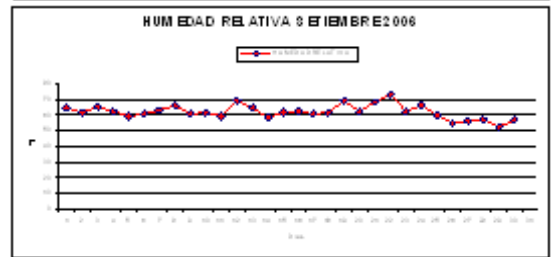
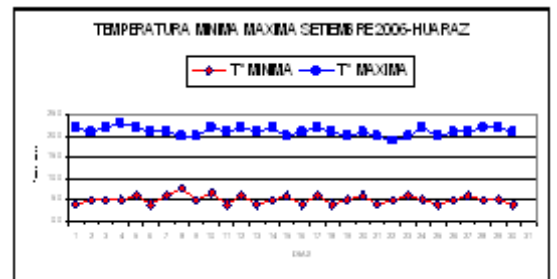


INFORME AGROMETEOROLOGICO DIARIO

DRA
PROVINCIA
MES

ANCASH
HUARAZ
SETIEMBRE 2006

Fecha	Dia	T° Mínima	T° Máxima	H. RELATIVA	T.Precipitacion
01/09/2006	1	4.0	22.0	65	0.0
02/09/2006	2	5.0	21.0	61	0.0
03/09/2006	3	5.0	22.0	66	0.0
04/09/2006	4	5.0	23.0	62	11.6
05/09/2006	5	6.0	22.0	59	0.0
06/09/2006	6	4.0	21.0	61	0.0
07/09/2006	7	6.0	21.0	63	0.0
08/09/2006	8	8.0	20.0	66	0.0
09/09/2006	9	5.0	20.0	61	0.0
10/09/2006	10	7.0	22.0	61	0.0
11/09/2006	11	4.0	21.0	59	0.0
12/09/2006	12	6.0	22.0	69	0.0
13/09/2006	13	4.0	21.0	65	0.0
14/09/2006	14	5.0	22.0	59	2.4
15/09/2006	15	6.0	20.0	62	0.0
16/09/2006	16	4.0	21.0	63	0.0
17/09/2006	17	6.0	22.0	61	0.0
18/09/2006	18	4.0	21.0	61	3.2
19/09/2006	19	5.0	20.0	69	0.0
20/09/2006	20	6.0	21.0	63	0.0
21/09/2006	21	4.0	20.0	69	0.0
22/09/2006	22	5.0	19.0	73	0.0
23/09/2006	23	6.0	20.0	63	0.0
24/09/2006	24	5.0	22.0	66	0.0
25/09/2006	25	4.0	20.0	60	6.1
26/09/2006	26	5.0	21.0	55	0.0
27/09/2006	27	6.0	21.0	56	0.0
28/09/2006	28	5.0	22.0	57	0.0
29/09/2006	29	5.0	22.0	52	0.0
30/09/2006	30	4.0	21.0	57	0.0
1° Dec		5.5	21.4	63	11.6
2° Dec		5.0	21.1	63	5.6
3° Dec		4.9	20.8	61	6.1
Promedio		5.1	21.1	62	23.3
Del total		4.0	23.0		



INFORME AGROMETEOROLOGICO DIARIO

DRA
PROVINCIA
MES

ANCASH
HUARAZ
OCTUBRE 2006

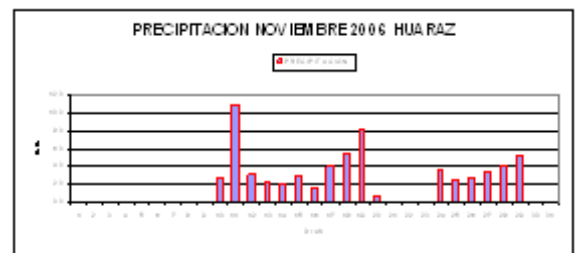


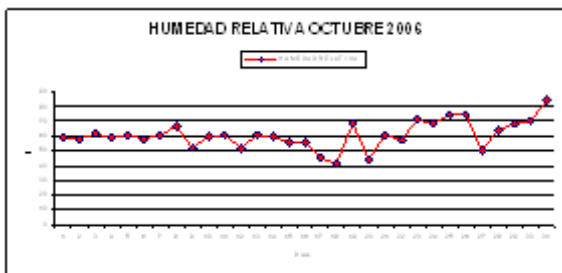
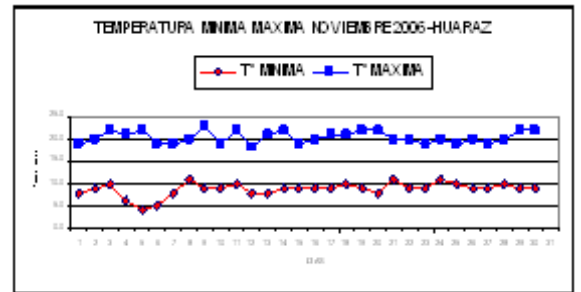

Fecha	Dia	T° Mínima	T° Máxima	H. RELATIVA	T.Precipitacion
01/10/2006	1	5.0	22.0	59	1.4
02/10/2006	2	5.0	19.0	58	0.0
03/10/2006	3	8.0	23.0	61	0.0
04/10/2006	4	6.0	22.0	59	0.0
05/10/2006	5	7.0	23.0	60	0.0
06/10/2006	6	8.0	21.0	58	0.0
07/10/2006	7	5.0	22.0	60	0.0
08/10/2006	8	6.0	20.0	67	0.0
09/10/2006	9	10.0	22.0	52	0.0
10/10/2006	10	8.0	22.0	60	0.0
11/10/2006	11	5.0	22.0	60	0.0
12/10/2006	12	7.0	19.0	52	0.0
13/10/2006	13	7.0	23.0	60	0.0
14/10/2006	14	8.0	22.0	60	0.0
15/10/2006	15	6.0	21.0	56	0.0
16/10/2006	16	5.0	21.0	56	0.0
17/10/2006	17	5.0	21.0	45	0.0
18/10/2006	18	3.0	21.0	42	0.0
19/10/2006	19	2.0	21.0	69	0.0
20/10/2006	20	2.0	21.0	44	0.0
21/10/2006	21	4.0	20.0	61	0.0
22/10/2006	22	8.0	21.0	57	9.4
23/10/2006	23	9.0	21.0	71	5.6
24/10/2006	24	9.0	18.0	68	6.5
25/10/2006	25	8.0	20.0	74	5.8
26/10/2006	26	8.0	20.0	75	0.0
27/10/2006	27	8.0	21.0	50	9.9
28/10/2006	28	6.0	20.0	64	0.0
29/10/2006	29	9.0	19.0	69	2.4
30/10/2006	30	9.0	19.0	70	0.0
31/10/2006	31	7.0	16.0	84	0.0
1° Dec		6.8	21.6	59	1.4
2° Dec		5.0	21.2	54	0.0
3° Dec		7.7	19.5	68	39.6
Promedio		6.5	20.7	61	41.0
Del total		2.0	23.0		

INFORME AGROMETEOROLOGICO DIARIO

DRA
PROVINCIA
MES

ANCASH
HUARAZ
NOVIEMBRE 2006

Fecha	Dia	T° Mínima	T° Máxima	H. RELATIVA	T.Precipitacion
01/11/2006	1	8.0	19.0	62	0.0
02/11/2006	2	9.0	20.0	63	0.0
03/11/2006	3	10.0	22.0	57	0.0
04/11/2006	4	6.0	21.0	51	0.0
05/11/2006	5	4.0	22.0	66	0.0
06/11/2006	6	5.0	19.0	48	0.0
07/11/2006	7	8.0	19.0	46	0.0
08/11/2006	8	11.0	20.0	44	0.0
09/11/2006	9	9.0	23.0	49	0.0
10/11/2006	10	9.0	19.0	58	2.7
11/11/2006	11	10.0	22.0	60	11.0
12/11/2006	12	8.0	18.0	65	3.1
13/11/2006	13	8.0	21.0	73	2.3
14/11/2006	14	9.0	22.0	63	2.1
15/11/2006	15	9.0	19.0	67	2.8
16/11/2006	16	9.0	20.0	64	1.6
17/11/2006	17	9.0	21.0	67	4.1
18/11/2006	18	10.0	21.0	64	5.4
19/11/2006	19	9.0	22.0	56	8.2
20/11/2006	20	8.0	22.0	59	0.6
21/11/2006	21	11.0	20.0	61	0.0
22/11/2006	22	9.0	20.0	68	0.0
23/11/2006	23	9.0	19.0	69	0.0
24/11/2006	24	11.0	20.0	72	3.6
25/11/2006	25	10.0	19.0	69	2.6
26/11/2006	26	9.0	20.0	64	2.7
27/11/2006	27	9.0	19.0	74	3.4
28/11/2006	28	10.0	20.0	78	4.1
29/11/2006	29	9.0	22.0	65	5.2
30/11/2006	30	9.0	22.0	74	0.0
1° Dec		7.9	20.4	54	2.7
2° Dec		8.9	20.8	64	41.2
3° Dec		9.6	20.1	69	21.6
Promedio		8.8	20.4	63	65.5
Del total		4.0	23.0		



INFORME AGROMETEOROLOGICO DIARIO

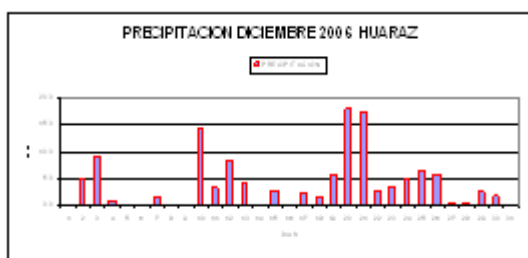
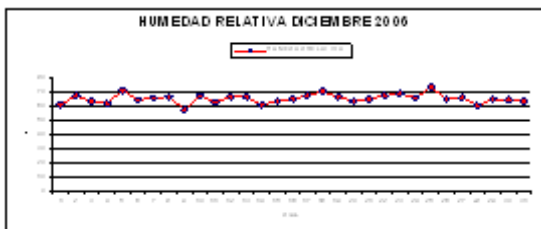


DRA
PROVINCIA ANCASH
MES HUARAZ
DICIEMBRE 2006

Fecha	Dia	T° Mínima	T° Máxima	H. RELATIVA	T.Precipitacion
01/12/2006	1	8.0	20.0	61	0.0
02/12/2006	2	9.0	21.0	68	4.7
03/12/2006	3	9.0	20.0	63	8.9
04/12/2006	4	8.0	23.0	63	0.8
05/12/2006	5	7.0	19.0	71	0.0
06/12/2006	6	11.0	20.0	64	0.0
07/12/2006	7	8.0	21.0	66	1.6
08/12/2006	8	8.0	20.0	67	0.0
09/12/2006	9	8.0	21.0	58	0.0
10/12/2006	10	8.0	22.0	68	14.2
11/12/2006	11	8.0	21.0	63	3.2
12/12/2006	12	9.0	20.0	67	8.5
13/12/2006	13	6.0	20.0	67	4.2
14/12/2006	14	8.0	21.0	62	0.0
15/12/2006	15	8.0	20.0	64	2.7
16/12/2006	16	10.0	22.0	65	0.0
17/12/2006	17	12.0	21.0	68	2.3
18/12/2006	18	8.0	18.0	71	1.4
19/12/2006	19	11.0	22.0	67	5.7
20/12/2006	20	10.0	19.0	64	18.0
21/12/2006	21	9.0	18.0	65	17.4
22/12/2006	22	11.0	19.0	68	2.7
23/12/2006	23	10.0	19.0	69	3.4
24/12/2006	24	9.0	20.0	66	4.8
25/12/2006	25	8.0	19.0	74	6.3
26/12/2006	26	8.0	18.0	65	5.8
27/12/2006	27	10.0	19.0	66	0.4
28/12/2006	28	11.0	21.0	61	0.2
29/12/2006	29	8.0	22.0	65	2.6
30/12/2006	30	10.0	21.0	64	1.7
31/12/2006	31	11.0	22.0	64	0.0
1° Dec		8.4	20.7	65	30.2
2° Dec		9.0	20.4	66	46.0
3° Dec		9.5	19.8	66	45.3
Promedio		9.0	20.3	66	121.5
Del total		6.0	23.0		

INFORME AGROMETEOROLOGICO DIARIO

DRA
PROVINCIA ANCASH
MES HUARAZ
ENERO 2007

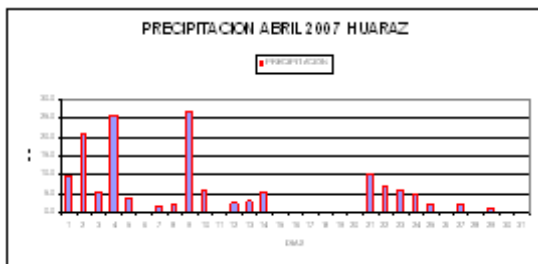
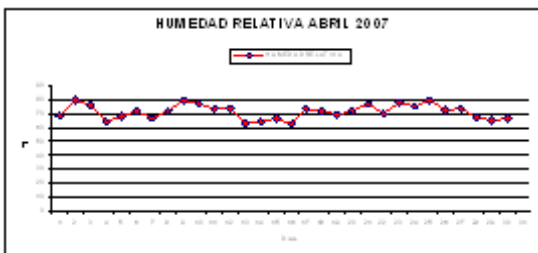

Fecha	Dia	T° Mínima	T° Máxima	H. RELATIVA	T.Precipitacion
01/01/2007	1	12.0	23.0	69	3.7
02/01/2007	2	9.0	24.0	58	2.3
03/01/2007	3	9.0	21.0	77	0.2
04/01/2007	4	11.0	21.0	77	4.2
05/01/2007	5	11.0	22.0	58	0.0
06/01/2007	6	9.0	23.0	61	0.0
07/01/2007	7	9.0	23.0	57	13.1
08/01/2007	8	9.0	21.0	60	18.2
09/01/2007	9	8.0	21.0	76	4.1
10/01/2007	10	8.0	21.0	84	3.0
11/01/2007	11	7.0	18.0	76	0.0
12/01/2007	12	6.0	20.0	55	0.0
13/01/2007	13	9.0	21.0	62	0.0
14/01/2007	14	8.0	22.0	75	0.0
15/01/2007	15	7.0	24.0	70	0.0
16/01/2007	16	11.0	22.0	70	0.0
17/01/2007	17	11.0	20.0	75	4.9
18/01/2007	18	10.0	20.0	84	0.0
19/01/2007	19	10.0	21.0	59	0.0
20/01/2007	20	9.0	21.0	64	0.0
21/01/2007	21	9.0	22.0	78	1.7
22/01/2007	22	9.0	21.0	81	2.1
23/01/2007	23	10.0	22.0	73	0.0
24/01/2007	24	10.0	19.0	83	0.0
25/01/2007	25	12.0	20.0	78	3.7
26/01/2007	26	9.0	20.0	78	0.0
27/01/2007	27	10.0	20.0	69	1.0
28/01/2007	28	10.0	22.0	78	12.9
29/01/2007	29	12.0	20.0	70	2.7
30/01/2007	30	12.0	20.0	64	1.7
31/01/2007	31	11.0	22.0	67	2.3
1° Dec		9.5	22.0	68	48.8
2° Dec		9.0	20.9	69	4.9
3° Dec		10.4	20.7	74	28.1
Promedio		9.6	21.2	71	81.8
Del total		7.0	24.0		



INFORME AGROMETEOROLOGICO DIARIO

DRA ANCASH
PROVINCIA HUARAZ
MES ABRIL 2007

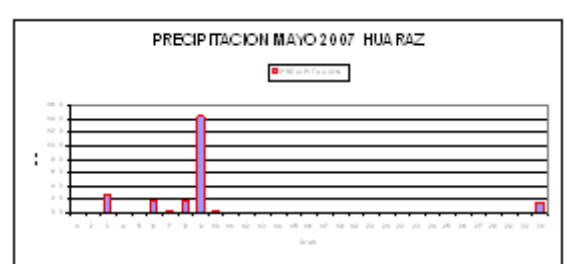
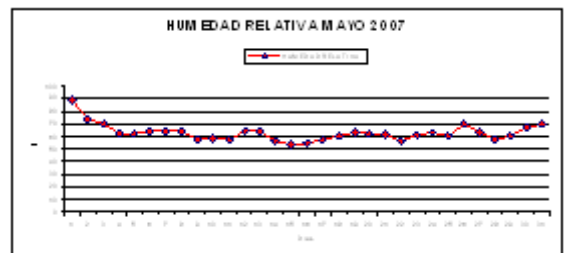
Fecha	Dia	T° Mínima	T° Máxima	H. RELATIVA	T.Precipitacion
01/04/2007	1	10.0	19.0	69	9.6
02/04/2007	2	7.0	19.0	80	21.0
03/04/2007	3	7.0	21.0	76	5.3
04/04/2007	4	9.0	20.0	64	25.7
05/04/2007	5	8.0	19.0	68	3.6
06/04/2007	6	8.0	20.0	72	0.0
07/04/2007	7	7.0	20.0	67	1.4
08/04/2007	8	10.0	20.0	72	2.4
09/04/2007	9	9.0	19.0	80	26.7
10/04/2007	10	8.0	17.0	77	5.9
11/04/2007	11	6.0	20.0	73	0.0
12/04/2007	12	7.0	19.0	74	2.8
13/04/2007	13	6.0	20.0	63	3.1
14/04/2007	14	6.0	20.0	64	5.2
15/04/2007	15	6.0	21.0	66	0.0
16/04/2007	16	7.0	22.0	63	0.0
17/04/2007	17	8.0	21.0	74	0.0
18/04/2007	18	9.0	21.0	72	0.0
19/04/2007	19	9.0	22.0	69	0.0
20/04/2007	20	7.0	22.0	72	0.0
21/04/2007	21	8.0	21.0	77	10.0
22/04/2007	22	9.0	20.0	70	7.2
23/04/2007	23	7.0	20.0	78	5.9
24/04/2007	24	7.0	20.0	75	4.7
25/04/2007	25	10.0	19.0	79	2.3
26/04/2007	26	6.0	19.0	73	0.0
27/04/2007	27	8.0	20.0	74	2.1
28/04/2007	28	8.0	20.0	68	0.0
29/04/2007	29	7.0	22.0	65	1.2
30/04/2007	30	7.0	21.0	67	0.0
1° Dec		8.3	19.4	72	101.6
2° Dec		7.1	20.8	69	11.1
3° Dec		7.7	20.2	73	33.4
Promedio		7.7	20.1	71	146.1
Del total		6.0	22.0		



INFORME AGROMETEOROLOGICO DIARIO

DRA ANCASH
PROVINCIA HUARAZ
MES MAYO 2007

Fecha	Dia	T° Mínima	T° Máxima	H. RELATIVA	T.Precipitacion
01/05/2007	1	8.0	21.0	89	0.0
02/05/2007	2	7.0	21.0	74	0.0
03/05/2007	3	9.0	21.0	71	2.6
04/05/2007	4	9.0	21.0	62	0.0
05/05/2007	5	8.0	21.0	63	0.0
06/05/2007	6	8.0	21.0	64	1.9
07/05/2007	7	9.0	20.0	64	0.4
08/05/2007	8	10.0	21.0	64	1.9
09/05/2007	9	10.0	19.0	58	14.4
10/05/2007	10	9.0	20.0	59	0.4
11/05/2007	11	8.0	21.0	58	0.0
12/05/2007	12	7.0	21.0	64	0.0
13/05/2007	13	7.0	21.0	64	0.0
14/05/2007	14	7.0	22.0	56	0.0
15/05/2007	15	6.0	21.0	54	0.0
16/05/2007	16	6.0	22.0	55	0.0
17/05/2007	17	7.0	21.0	58	0.0
18/05/2007	18	6.0	21.0	60	0.0
19/05/2007	19	6.0	21.0	63	0.0
20/05/2007	20	7.0	22.0	62	0.0
21/05/2007	21	5.0	21.0	62	0.0
22/05/2007	22	5.0	20.0	57	0.0
23/05/2007	23	6.0	20.0	62	0.0
24/05/2007	24	5.0	19.0	64	0.0
25/05/2007	25	6.0	20.0	61	0.0
26/05/2007	26	4.0	21.0	70	0.0
27/05/2007	27	4.0	20.0	64	0.0
28/05/2007	28	4.0	21.0	58	0.0
29/05/2007	29	4.0	21.0	60	0.0
30/05/2007	30	4.0	18.0	67	0.0
31/05/2007	31	9.0	16.0	70	1.7
1° Dec		8.7	20.6	67	21.6
2° Dec		6.7	21.3	60	0.0
3° Dec		5.1	19.7	63	1.7
Promedio		6.8	20.5	63	23.3
Del total		4.0	22.0		



INFORME AGROMETEOROLOGICO DIARIO

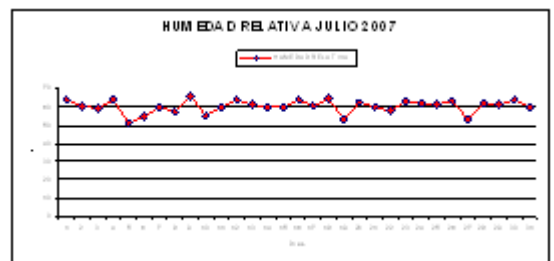
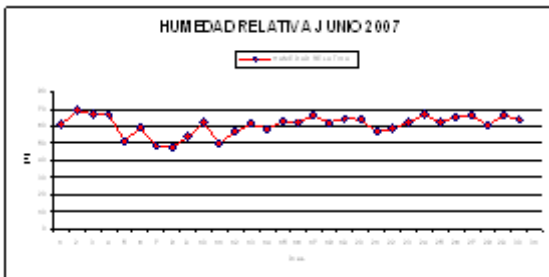


DRA
PROVINCIA ANCASH
MES HUARAZ JUNIO 2007

Fecha	Día	T° Mínima	T° Máxima	H. RELATIVA	T.Precipitacion
01/06/2007	1	5.0	20.0	61	0.0
02/06/2007	2	4.0	20.0	69	0.0
03/06/2007	3	5.0	21.0	67	0.0
04/06/2007	4	6.0	21.0	67	0.0
05/06/2007	5	5.0	21.0	51	0.0
06/06/2007	6	5.0	21.0	59	0.0
07/06/2007	7	4.0	22.0	49	0.0
08/06/2007	8	4.0	21.0	48	0.0
09/06/2007	9	2.0	21.0	54	0.0
10/06/2007	10	4.0	22.0	63	0.0
11/06/2007	11	4.0	21.0	50	0.0
12/06/2007	12	5.0	20.0	57	0.0
13/06/2007	13	4.0	21.0	62	0.0
14/06/2007	14	4.0	22.0	58	0.0
15/06/2007	15	3.0	21.0	63	0.0
16/06/2007	16	4.0	22.0	63	0.0
17/06/2007	17	3.0	21.0	66	0.0
18/06/2007	18	3.0	23.0	62	0.0
19/06/2007	19	4.0	22.0	65	0.0
20/06/2007	20	3.0	20.0	63	0.0
21/06/2007	21	4.0	21.0	57	0.0
22/06/2007	22	5.0	20.0	59	0.0
23/06/2007	23	3.0	22.0	62	0.0
24/06/2007	24	2.0	21.0	67	0.0
25/06/2007	25	4.0	23.0	62	0.0
26/06/2007	26	4.0	21.0	66	0.0
27/06/2007	27	3.0	21.0	66	0.0
28/06/2007	28	3.0	20.0	61	3.4
29/06/2007	29	2.0	21.0	66	0.0
30/06/2007	30	3.0	20.0	64	0.0
1° Dec		4.4	21.0	59	0.0
2° Dec		3.7	21.3	61	0.0
3° Dec		3.3	21.0	63	3.4
Promedio		3.8	21.1	61	3.4
Del total		2.0	23.0		

INFORME AGROMETEOROLOGICO DIARIO

DRA
PROVINCIA ANCASH
MES HUARAZ JULIO 2007

Fecha	Día	T° Mínima	T° Máxima	H. RELATIVA	T.Precipitacion
01/07/2007	1	2.0	20.0	64	0.0
02/07/2007	2	2.0	20.0	61	0.0
03/07/2007	3	2.0	21.0	59	0.0
04/07/2007	4	2.0	21.0	64	0.0
05/07/2007	5	3.0	21.0	51	0.0
06/07/2007	6	3.0	21.0	55	0.0
07/07/2007	7	2.0	22.0	60	0.0
08/07/2007	8	3.0	21.0	57	0.0
09/07/2007	9	3.0	21.0	66	0.0
10/07/2007	10	5.0	22.0	55	0.0
11/07/2007	11	4.0	21.0	60	0.0
12/07/2007	12	5.0	20.0	64	0.0
13/07/2007	13	3.0	21.0	61	0.0
14/07/2007	14	2.0	22.0	60	0.0
15/07/2007	15	4.0	21.0	60	0.0
16/07/2007	16	3.0	22.0	64	0.0
17/07/2007	17	4.0	21.0	61	0.0
18/07/2007	18	3.0	23.0	64	0.0
19/07/2007	19	6.0	22.0	53	0.0
20/07/2007	20	7.0	20.0	63	0.0
21/07/2007	21	4.0	21.0	60	0.0
22/07/2007	22	4.0	20.0	58	0.0
23/07/2007	23	4.0	22.0	63	0.0
24/07/2007	24	4.0	21.0	62	0.0
25/07/2007	25	2.0	23.0	62	0.0
26/07/2007	26	4.0	21.0	63	0.0
27/07/2007	27	3.0	21.0	53	0.0
28/07/2007	28	6.0	20.0	62	3.4
29/07/2007	29	4.0	21.0	61	0.0
30/07/2007	30	2.0	20.0	64	0.0
31/07/2007	31	3.0	21.0	60	0.0
1° Dec		2.7	21.0	59	0.0
2° Dec		4.1	21.3	61	0.0
3° Dec		3.6	21.0	61	3.4
Promedio		3.5	21.1	60	3.4
Del total		2.0	23.0		



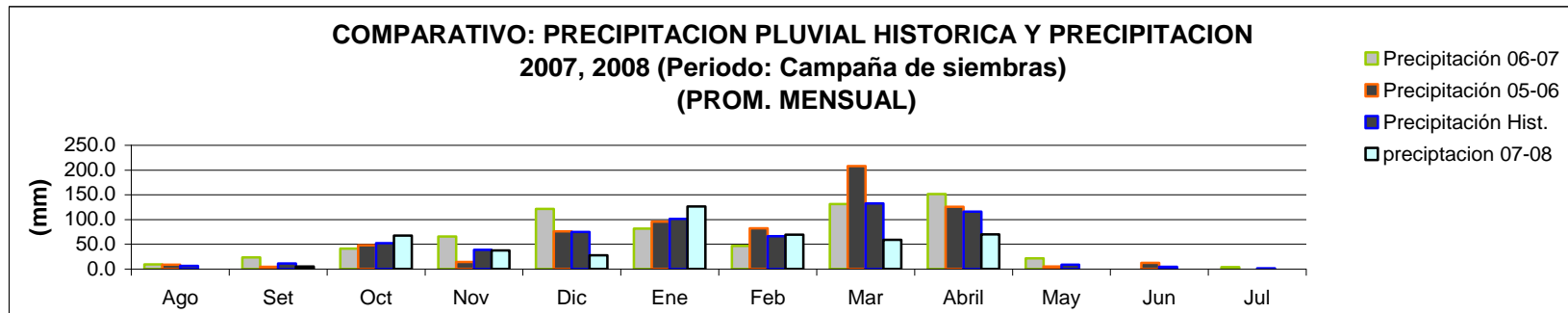
CUADRO RESUMEN

Información Meteorológica Mensual por Campaña de Siembra 2006-2007

Estación: DRA Ancash
Departamento: Ancash
Provincia: Huaraz
Distrito: Huaraz

Latitud: 09°31'36.6" Sur EPE 4 METROS
Longitud: 77°31'16.2" Oeste
Altitud: 3109 m.s.n.m.
Campaña 2007 - 2008

Variable	2007-2008											
	Ago	Set	Oct	Nov	Dic	Ene	Feb	Mar	Abril	May	Jun	Jul
T° máxima promedio (°C)	21.1	21.4	20.6	20.6	20.6	18.6	18.9	18.8	19.9	20.9	19.6	20.0
T° máxima absoluta (°C)	23.0	23.0	24.0	22.0	23.0	22.0	23.0	22.0	24.0	23.0	21.0	22.0
T° mínima promedio (°C)	4.1	5.6	6.2	8.1	7.3	8.8	9.3	7.2	8.3	7.3	4.6	3.5
T° mínima absoluta (°C)	2.0	3.0	3.0	6.0	4.0	7.0	8.0	4.0	7.0	4.0	2.5	2.0
T° promedio (°C)	13.6	14.9	14.1	15.0	14.8	12.4	13.4	14.2	13.2	14.6	15.4	12.6
HR promedio 07 horas (%)	91	82	89	90	90	91	90	90	91	90	88	88
HR promedio 13 horas (%)	62	67	66	66	69	74	68	73	62	61	62	62
HR promedio 19 horas (%)	65	67	69	75	69	91	85	78	93	85	65	82
HR promedio (%)	73	72	75	77	76	85	81	81	82	79	72	77
Precipitación 07-08 (mm)	0.0	4.8	67.2	37.2	27.4	126.4	69.4	58.9	69.7	0	0.0	0.0
Precipitación 06-07 (mm)	9.4	23.3	41.0	65.5	121.5	81.6	46.4	131.0	151.2	21.6	0.0	3.4
Precipitación 05-06 (mm)	8.3	4.1	47.5	13.8	76.2	95.8	82.2	207.5	125.7	5.0	12.0	0.0
Precipitación Hist. (mm)	5.9	10.7	51.9	38.8	75.0	101.3	66.0	132.5	115.5	8.9	4.0	1.1



INFORME AGROMETEOROLOGICO DIARIO

DRA
PROVINCIA ANCASH
MES HUARAZ
AGOSTO 2007

INFORME AGROMETEOROLOGICO DIARIO

DRA
PROVINCIA ANCASH
MES HUARAZ
SETIEMBRE 2007

Fecha	Dia	T° Mínima	T° Máxima	H. RELATIVA	T.Precipitacion	Fecha	Dia	T° Mínima	T° Máxima	H. RELATIVA	T.Precipitacion
01/08/2007	1	4.0	22.0	72	0.0	01/09/2007	1	3.0	21.0	75	0.0
02/08/2007	2	2.0	21.0	78	0.0	02/09/2007	2	4.0	22.0	70	0.0
03/08/2007	3	2.0	22.0	71	0.0	03/09/2007	3	3.0	22.0	68	0.0
04/08/2007	4	4.0	21.0	76	0.0	04/09/2007	4	3.0	21.0	72	0.0
05/08/2007	5	3.0	21.0	76	0.0	05/09/2007	5	4.0	22.0	69	0.0
06/08/2007	6	4.0	22.0	72	0.0	06/09/2007	6	5.0	21.0	70	0.0
07/08/2007	7	4.0	20.0	74	0.0	07/09/2007	7	4.0	21.0	70	0.0
08/08/2007	8	3.0	20.0	76	0.0	08/09/2007	8	3.0	21.0	67	0.0
09/08/2007	9	5.0	20.0	72	0.0	09/09/2007	9	5.0	20.0	70	0.0
10/08/2007	10	3.0	21.0	75	0.0	10/09/2007	10	5.0	22.0	72	0.0
11/08/2007	11	4.0	20.0	74	0.0	11/09/2007	11	4.0	21.0	74	0.0
12/08/2007	12	3.0	21.0	74	0.0	12/09/2007	12	3.0	22.0	73	0.0
13/08/2007	13	4.0	23.0	71	0.0	13/09/2007	13	5.0	22.0	72	0.0
14/08/2007	14	3.0	21.0	66	0.0	14/09/2007	14	4.0	21.0	75	0.0
15/08/2007	15	4.0	21.0	66	0.0	15/09/2007	15	3.0	22.0	73	0.0
16/08/2007	16	6.0	22.0	66	0.0	16/09/2007	16	6.0	21.0	76	0.0
17/08/2007	17	4.0	21.0	69	0.0	17/09/2007	17	6.0	22.0	69	0.0
18/08/2007	18	7.0	22.0	71	0.0	18/09/2007	18	8.0	23.0	74	0.0
19/08/2007	19	7.0	21.0	72	0.0	19/09/2007	19	7.0	22.0	71	0.0
20/08/2007	20	7.0	21.0	71	0.0	20/09/2007	20	9.0	21.0	72	0.0
21/08/2007	21	5.0	21.0	69	0.0	21/09/2007	21	8.0	22.0	74	0.0
22/08/2007	22	3.0	22.0	68	0.0	22/09/2007	22	9.0	21.0	75	0.0
23/08/2007	23	4.0	22.0	71	0.0	23/09/2007	23	8.0	21.0	73	0.0
24/08/2007	24	2.0	21.0	73	0.0	24/09/2007	24	8.0	22.0	73	4.8
25/08/2007	25	4.0	20.0	79	0.0	25/09/2007	25	7.0	22.0	75	0.0
26/08/2007	26	4.0	23.0	76	0.0	26/09/2007	26	8.0	22.0	76	0.0
27/08/2007	27	5.0	21.0	78	0.0	27/09/2007	27	6.5	21.0	73	0.0
28/08/2007	28	4.0	21.0	75	0.0	28/09/2007	28	6.0	22.0	69	0.0
29/08/2007	29	5.0	19.0	81	0.0	29/09/2007	29	7.0	20.0	73	0.0
30/08/2007	30	4.0	20.0	73	0.0	30/09/2007	30	5.0	20.0	70	0.0
31/08/2007	31	3.0	21.0	75	0.0						
1° Dec		3.4	21.0	74	0.0	1° Dec		3.9	21.3	70	0.0
2° Dec		4.9	21.3	70	0.0	2° Dec		5.5	21.7	73	0.0
3° Dec		3.9	21.0	74	0.0	3° Dec		7.3	21.3	73	4.8
Promedio		4.1	21.1	73	0.0	Promedio		5.6	21.4	72	4.8
Del total		2.0	23.0			Del total		3.0	23.0		



INFORME AGROMETEOROLOGICO DIARIO

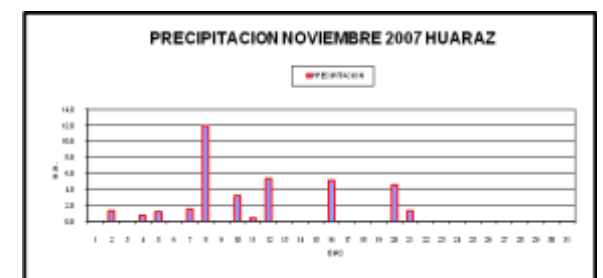
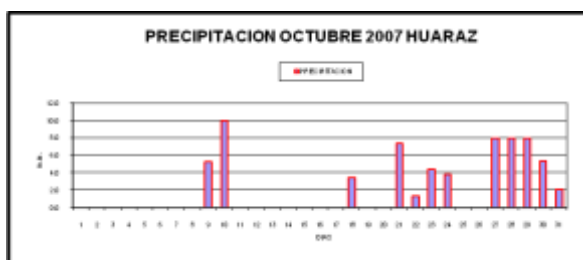


DRA
PROVINCIA ANCASH
MES HUARAZ
OCTUBRE 2007

Fecha	Dia	T° Mínima	T° Máxima	H. RELATIVA	T.Precipitacion
01/10/2007	1	5.0	20.0	75	0.0
02/10/2007	2	4.0	23.0	71	0.0
03/10/2007	3	4.0	24.0	73	0.0
04/10/2007	4	5.0	24.0	75	0.0
05/10/2007	5	5.0	21.0	76	0.0
06/10/2007	6	4.0	22.0	76	0.0
07/10/2007	7	5.0	21.0	71	0.0
08/10/2007	8	4.0	22.0	79	0.0
09/10/2007	9	4.0	21.0	75	5.3
10/10/2007	10	6.0	21.0	73	10.0
11/10/2007	11	9.0	19.0	71	0.0
12/10/2007	12	6.0	20.0	75	0.0
13/10/2007	13	6.0	17.0	78	0.0
14/10/2007	14	6.0	20.0	75	0.0
15/10/2007	15	3.0	21.0	73	0.0
16/10/2007	16	4.0	22.0	80	0.0
17/10/2007	17	4.0	19.0	76	0.0
18/10/2007	18	8.0	20.0	73	3.5
19/10/2007	19	8.0	20.0	72	0.0
20/10/2007	20	10.0	21.0	72	0.0
21/10/2007	21	9.0	20.0	74	7.4
22/10/2007	22	7.0	20.0	76	1.3
23/10/2007	23	8.0	19.0	79	4.4
24/10/2007	24	9.0	20.0	71	3.8
25/10/2007	25	9.0	19.0	74	0.0
26/10/2007	26	8.0	21.0	74	0.0
27/10/2007	27	6.0	20.0	75	8.0
28/10/2007	28	4.0	21.0	77	8.0
29/10/2007	29	5.0	20.0	73	8.0
30/10/2007	30	10.0	20.0	80	5.4
31/10/2007	31	9.0	21.0	78	2.1
1° Dec		4.6	21.9	74	15.3
2° Dec		6.4	19.9	75	3.5
3° Dec		7.6	20.1	76	48.4
Promedio		6.3	20.6	75	67.2
Del total		3.0	24.0		

INFORME AGROMETEOROLOGICO DIARIO

DRA
PROVINCIA ANCASH
MES HUARAZ
NOVIEMBRE 2007

Fecha	Dia	T° Mínima	T° Máxima	H. RELATIVA	T.Precipitacion
01/11/2007	1	8.0	21.0	78	0.0
02/11/2007	2	9.0	20.0	77	1.4
03/11/2007	3	7.0	21.0	78	0.0
04/11/2007	4	6.0	20.0	76	0.8
05/11/2007	5	8.0	22.0	75	1.2
06/11/2007	6	7.0	20.0	81	0.0
07/11/2007	7	9.0	20.0	83	1.6
08/11/2007	8	8.0	21.0	74	12.0
09/11/2007	9	8.0	20.0	79	0.0
10/11/2007	10	7.0	21.0	76	3.2
11/11/2007	11	6.0	20.0	77	0.4
12/11/2007	12	9.0	20.0	76	5.4
13/11/2007	13	9.0	21.0	75	0.0
14/11/2007	14	8.0	20.0	74	0.0
15/11/2007	15	9.0	20.0	80	0.0
16/11/2007	16	7.0	20.0	70	5.2
17/11/2007	17	8.0	20.0	74	0.0
18/11/2007	18	9.0	19.0	83	0.0
19/11/2007	19	9.0	22.0	87	0.0
20/11/2007	20	8.0	21.0	89	4.6
21/11/2007	21	8.0	22.0	72	1.4
22/11/2007	22	9.0	21.0	81	0.0
23/11/2007	23	8.0	22.0	71	0.0
24/11/2007	24	9.0	20.0	73	0.0
25/11/2007	25	8.0	20.0	74	0.0
26/11/2007	26	8.0	21.0	76	0.0
27/11/2007	27	9.0	21.0	75	0.0
28/11/2007	28	9.0	22.0	79	0.0
29/11/2007	29	8.0	20.0	77	0.0
30/11/2007	30	8.0	21.0	76	0.0
1° Dec		7.7	20.6	78	20.2
2° Dec		8.2	20.3	78	15.6
3° Dec		8.4	21.0	75	1.4
Promedio		8.1	20.6	77	37.2
Del total		6.0	22.0		



INFORME AGROMETEOROLOGICO DIARIO

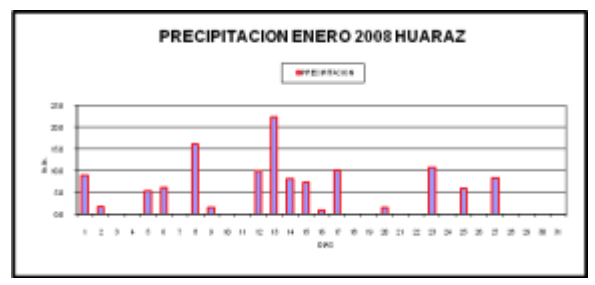
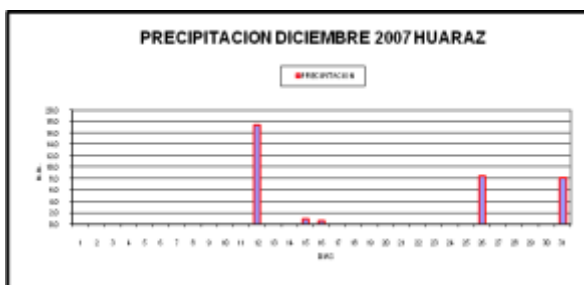
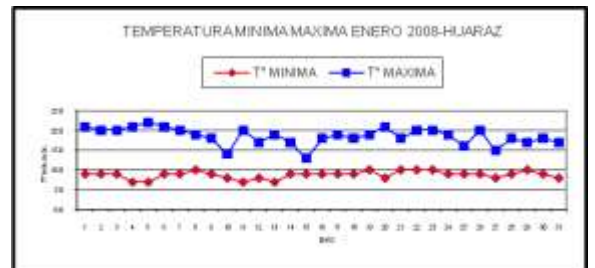
DRA ANCASH
PROVINCIA HUARAZ
MES DICIEMBRE 2007

Fecha	Dia	T° Mínima	T° Máxima	H. RELATIVA	T.Precipitacion
01/12/2007	1	7.0	22.0	76	0.0
02/12/2007	2	6.0	21.0	78	0.0
03/12/2007	3	6.0	20.0	79	0.0
04/12/2007	4	4.0	21.0	73	0.0
05/12/2007	5	6.0	22.0	73	0.0
06/12/2007	6	6.0	21.0	75	0.0
07/12/2007	7	9.0	22.0	79	0.0
08/12/2007	8	8.0	21.0	76	0.0
09/12/2007	9	7.0	20.0	83	0.0
10/12/2007	10	8.0	21.0	74	0.0
11/12/2007	11	8.0	20.0	73	0.0
12/12/2007	12	8.0	20.0	71	17.4
13/12/2007	13	7.0	20.0	77	0.0
14/12/2007	14	8.0	19.0	77	0.0
15/12/2007	15	7.0	20.0	76	0.9
16/12/2007	16	6.0	21.0	71	0.7
17/12/2007	17	4.0	19.0	81	0.0
18/12/2007	18	7.0	20.0	83	0.0
19/12/2007	19	6.0	22.0	77	0.0
20/12/2007	20	5.0	23.0	87	0.0
21/12/2007	21	8.0	20.0	74	0.0
22/12/2007	22	7.0	20.0	83	0.0
23/12/2007	23	9.0	19.0	75	0.0
24/12/2007	24	9.0	20.0	73	0.0
25/12/2007	25	7.0	22.0	71	0.0
26/12/2007	26	7.0	23.0	73	8.4
27/12/2007	27	8.0	18.0	69	0.0
28/12/2007	28	11.0	21.0	66	0.0
29/12/2007	29	10.0	22.0	81	0.0
30/12/2007	30	11.0	19.0	83	0.0
31/12/2007	31	9.0	20.0	84	8.2
1° Dec		6.7	21.1	76	0.0
2° Dec		6.6	20.4	77	19.0
3° Dec		8.7	20.4	76	16.6
Promedio		7.4	20.6	76	35.6
Del total		4.0	23.0		

INFORME AGROMETEOROLOGICO DIARIO

DRA ANCASH
PROVINCIA HUARAZ
MES ENERO 2008

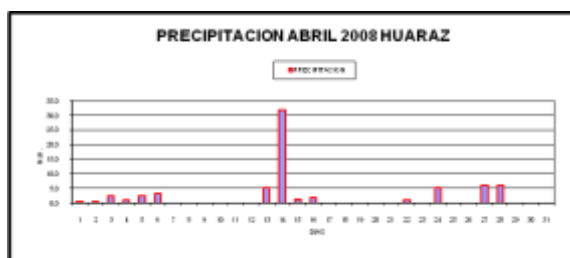
Fecha	Dia	T° Mínima	T° Máxima	H. RELATIVA	T.Precipitacion
01/01/2008	1	9.0	21.0	84	9.1
02/01/2008	2	9.0	20.0	87	1.8
03/01/2008	3	9.0	20.0	93	0.0
04/01/2008	4	7.0	21.0	93	0.0
05/01/2008	5	7.0	22.0	93	5.3
06/01/2008	6	9.0	21.0	93	6.3
07/01/2008	7	9.0	20.0	79	0.0
08/01/2008	8	10.0	19.0	70	16.2
09/01/2008	9	9.0	18.0	85	1.6
10/01/2008	10	8.0	14.0	90	0.0
11/01/2008	11	7.0	20.0	80	0.0
12/01/2008	12	8.0	17.0	93	10.0
13/01/2008	13	7.0	19.0	85	22.3
14/01/2008	14	9.0	17.0	86	8.2
15/01/2008	15	9.0	13.0	88	7.5
16/01/2008	16	9.0	18.0	88	1.0
17/01/2008	17	9.0	19.0	84	10.2
18/01/2008	18	9.0	18.0	83	0.0
19/01/2008	19	10.0	19.0	81	0.0
20/01/2008	20	8.0	21.0	85	1.7
21/01/2008	21	10.0	18.0	85	0.0
22/01/2008	22	10.0	20.0	86	0.0
23/01/2008	23	10.0	20.0	77	10.7
24/01/2008	24	9.0	19.0	83	0.0
25/01/2008	25	9.0	16.0	86	6.0
26/01/2008	26	9.0	20.0	79	0.0
27/01/2008	27	8.0	15.0	90	8.5
28/01/2008	28	9.0	18.0	80	0.0
29/01/2008	29	10.0	17.0	86	0.0
30/01/2008	30	9.0	18.0	80	0.0
31/01/2008	31	8.0	17.0	79	0.0
1° Dec		8.6	19.6	87	40.3
2° Dec		8.5	18.1	85	60.9
3° Dec		9.2	18.0	83	25.2
Promedio		8.8	18.5	85	126.4
Del total		7.0	22.0		



INFORME AGROMETEOROLOGICO DIARIO

DRA
PROVINCIA
MES
ANCASH
HUARAZ
ABRIL 2008

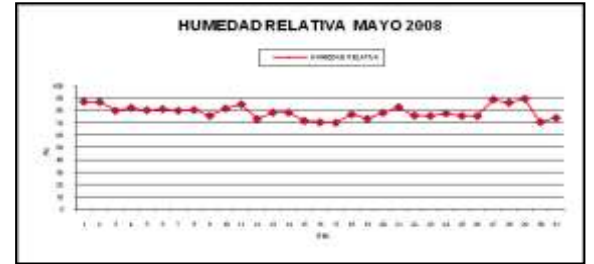

Fecha	Dia	T° Mínima	T° Máxima	H. RELATIVA	T.Precipitacion				
01/04/2008	1	9.0	17.0	88	0.5				
02/04/2008	2	9.0	18.0	83	0.5				
03/04/2008	3	9.0	17.0	81	2.4				
04/04/2008	4	8.0	18.0	80	1.2				
05/04/2008	5	8.0	18.0	80	2.4				
06/04/2008	6	7.0	20.0	83	3.3				
07/04/2008	7	7.0	19.0	83	0.0				
08/04/2008	8	8.0	20.0	82	0.0				
09/04/2008	9	9.0	21.0	82	0.0				
10/04/2008	10	9.0	18.0	83	0.0				
11/04/2008	11	9.0	20.0	83	0.0				
12/04/2008	12	10.0	21.0	82	0.0				
13/04/2008	13	9.0	20.0	82	5.4				
14/04/2008	14	8.0	20.0	83	32.0				
15/04/2008	15	9.0	19.0	85	1.3				
16/04/2008	16	8.0	19.0	83	1.9				
17/04/2008	17	9.0	21.0	85	0.0				
18/04/2008	18	7.0	23.0	85	0.0				
19/04/2008	19	8.0	24.0	77	0.0				
20/04/2008	20	8.0	24.0	81	0.0				
21/04/2008	21	8.0	21.0	81	0.0				
22/04/2008	22	8.0	21.0	84	1.2				
23/04/2008	23	7.0	20.0	84	0.0				
24/04/2008	24	8.0	20.0	80	5.3				
25/04/2008	25	9.0	20.0	79	0.0				
26/04/2008	26	10.0	21.0	82	0.0				
27/04/2008	27	9.0	20.0	81	6.1				
28/04/2008	28	7.0	19.0	80	6.2				
29/04/2008	29	8.0	20.0	76	0.0				
30/04/2008	30	8.0	19.0	86	0.0				
1° Dec						8.3	18.6	83	10.3
2° Dec						8.5	21.1	83	40.6
3° Dec						8.2	20.1	81	18.8
Promedio						8.3	19.9	82	69.7
Del total						7.0	24.0		



INFORME AGROMETEOROLOGICO DIARIO

DRA
PROVINCIA
MES
ANCASH
HUARAZ
MAYO 2008

Fecha	Dia	T° Mínima	T° Máxima	H. RELATIVA	T.Precipitacion				
01/05/2008	1	9.0	19.0	87	0.0				
02/05/2008	2	10.0	21.0	87	0.0				
03/05/2008	3	11.0	22.0	80	0.0				
04/05/2008	4	10.0	20.0	82	0.0				
05/05/2008	5	9.0	22.0	80	0.0				
06/05/2008	6	8.0	22.0	81	0.0				
07/05/2008	7	6.0	23.0	80	0.0				
08/05/2008	8	5.0	22.0	81	0.0				
09/05/2008	9	8.0	22.0	76	0.0				
10/05/2008	10	5.0	19.0	82	0.0				
11/05/2008	11	4.0	18.0	85	0.0				
12/05/2008	12	6.0	21.0	73	0.0				
13/05/2008	13	9.0	21.0	78	0.0				
14/05/2008	14	8.0	21.5	78	0.0				
15/05/2008	15	7.0	22.0	72	0.0				
16/05/2008	16	5.0	22.0	70	0.0				
17/05/2008	17	6.0	22.0	70	0.0				
18/05/2008	18	6.0	22.0	77	0.0				
19/05/2008	19	5.0	22.0	73	0.0				
20/05/2008	20	5.0	22.0	78	0.0				
21/05/2008	21	5.0	21.5	83	0.0				
22/05/2008	22	4.0	21.0	76	0.0				
23/05/2008	23	9.0	19.0	76	0.0				
24/05/2008	24	8.0	20.0	78	0.0				
25/05/2008	25	8.0	20.0	76	0.0				
26/05/2008	26	7.0	20.0	75	0.0				
27/05/2008	27	10.0	20.0	89	0.0				
28/05/2008	28	7.0	20.0	86	0.0				
29/05/2008	29	9.0	20.0	90	0.0				
30/05/2008	30	9.0	20.0	71	0.0				
31/05/2008	31	9.0	20.0	74	0.0				
1° Dec						8.1	21.2	82	0.0
2° Dec						6.1	21.4	76	0.0
3° Dec						7.7	20.1	79	0.0
Promedio						7.3	20.9	79	0.0
Del total						4.0	23.0		



INFORME AGROMETEOROLOGICO DIARIO


DRA
PROVINCIA ANCASH
MES HUARAZ
JUNIO 2008

INFORME AGROMETEOROLOGICO DIARIO

DRA
PROVINCIA ANCASH
MES HUARAZ
JULIO 2008

Fecha	Dia	T° Mínima	T° Máxima	H. RELATIVA	T.Precipitacion
01/06/2008	1	7.0	20.0	71	0.0
02/06/2008	2	5.0	19.0	79	0.0
03/06/2008	3	5.0	19.0	79	0.0
04/06/2008	4	4.0	20.0	68	0.0
05/06/2008	5	3.0	19.0	68	0.0
06/06/2008	6	3.0	21.0	62	0.0
07/06/2008	7	3.0	19.0	70	0.0
08/06/2008	8	3.0	20.0	70	0.0
09/06/2008	9	3.5	19.0	65	0.0
10/06/2008	10	3.0	20.0	69	0.0
11/06/2008	11	3.0	21.0	77	0.0
12/06/2008	12	4.0	20.0	77	0.0
13/06/2008	13	2.5	21.0	71	0.0
14/06/2008	14	3.0	20.0	68	0.0
15/06/2008	15	3.0	21.0	71	0.0
16/06/2008	16	5.0	18.0	69	0.0
17/06/2008	17	5.0	18.0	66	0.0
18/06/2008	18	4.5	19.0	64	0.0
19/06/2008	19	3.5	21.0	78	0.0
20/06/2008	20	4.0	19.0	88	0.0
21/06/2008	21	6.0	20.0	71	0.0
22/06/2008	22	8.0	20.0	71	0.0
23/06/2008	23	4.0	19.0	74	0.0
24/06/2008	24	6.0	18.0	68	0.0
25/06/2008	25	8.0	19.0	75	0.0
26/06/2008	26	9.0	18.0	71	0.0
27/06/2008	27	6.0	20.0	69	0.0
28/06/2008	28	5.0	19.0	73	0.0
29/06/2008	29	5.0	20.0	75	0.0
30/06/2008	30	3.5	21.0	74	0.0
1° Dec		4.0	19.6	70	0.0
2° Dec		3.8	19.8	73	0.0
3° Dec		6.1	19.4	72	0.0
Promedio		4.6	19.6	72	0.0
Del total		2.5	21.0		

Fecha	Dia	T° Mínima	T° Máxima	H. RELATIVA	T.Precipitacion
01/07/2008	1	3.0	20.0	70	0.0
02/07/2008	2	3.0	21.0	66	0.0
03/07/2008	3	3.0	19.0	69	0.0
04/07/2008	4	2.5	18.0	71	0.0
05/07/2008	5	2.0	19.0	70	0.0
06/07/2008	6	2.0	21.0	71	0.0
07/07/2008	7	2.0	21.0	68	0.0
08/07/2008	8	2.0	18.0	80	0.0
09/07/2008	9	4.0	21.0	79	0.0
10/07/2008	10	6.0	20.0	82	0.0
11/07/2008	11	7.0	17.0	86	0.0
12/07/2008	12	5.0	19.0	80	0.0
13/07/2008	13	4.0	21.0	82	0.0
14/07/2008	14	3.0	21.0	79	0.0
15/07/2008	15	3.0	20.0	82	0.0
16/07/2008	16	4.0	15.0	91	0.0
17/07/2008	17	5.0	20.0	79	0.0
18/07/2008	18	3.0	21.0	75	0.0
19/07/2008	19	4.0	21.0	75	0.0
20/07/2008	20	3.0	20.0	83	0.0
21/07/2008	21	3.5	20.0	73	0.0
22/07/2008	22	3.5	20.0	83	0.0
23/07/2008	23	4.0	21.0	82	0.0
24/07/2008	24	2.0	22.0	79	0.0
25/07/2008	25	3.0	20.0	76	0.0
26/07/2008	26	3.0	21.0	80	0.0
27/07/2008	27	4.0	20.0	83	0.0
28/07/2008	28	4.0	20.0	84	0.0
29/07/2008	29	3.0	21.0	71	0.0
30/07/2008	30	4.0	22.0	67	0.0
31/07/2008	31	4.0	21.0	70	0.0
1° Dec		3.0	19.8	73	0.0
2° Dec		4.1	19.5	81	0.0
3° Dec		3.5	20.7	77	0.0
Promedio		3.5	20.0	77	0.0
Del total		2.0	22.0		



CUADRO RESUMEN

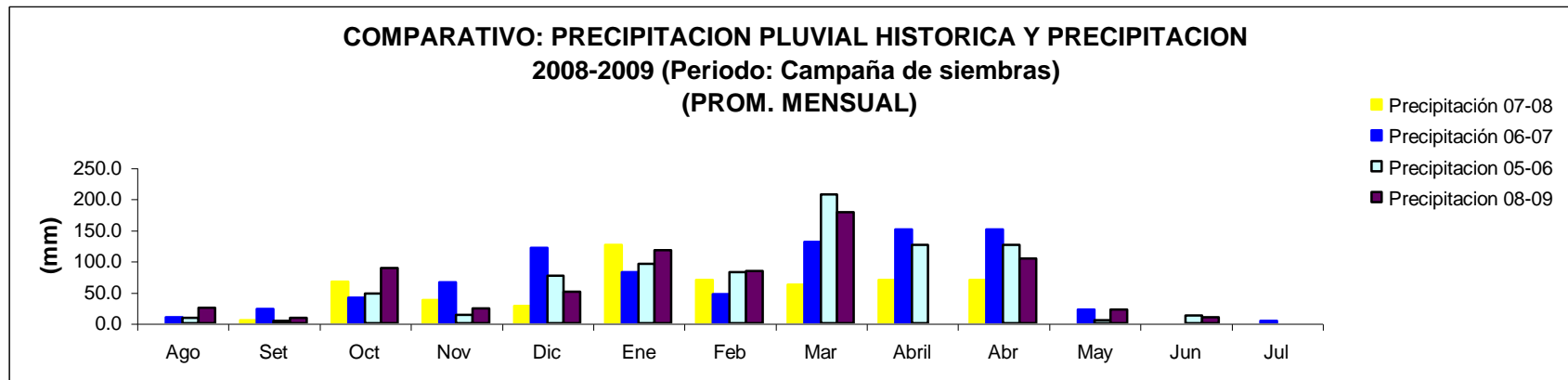
Información Metereológica Mensual por Campaña de Siembra 2008-2009

Estación: DRA Ancash
Departamento: Ancash
Provincia: Huaraz
Distrito: Huaraz

Latitud: 09°31'36.6" EPE 4 METROS
Longitud: 77°31'16.2"
Altitud: 3109
Campaña 2008-2009

Variable	2008-2009											
	Ago	Set	Oct	Nov	Dic	Ene	Feb	Mar	Abr	May	Jun	Jul
T° máxima promedio (°C)	20.97	21.17	20.03	20.10	20.88	19.50	18.93	19.77	20.33	22.00	21.53	21.20
T° máxima absoluta (°C)	22.00	23.50	23.00	23.00	23.00	22.00	21.00	22.00	23.00	23.00	23.00	23.00
T° mínima promedio (°C)	5.00	5.55	8.40	8.40	8.03	8.40	8.29	8.30	8.83	7.77	4.98	4.17
T° mínima absoluta (°C)	3.00	3.00	6.00	6.00	4.00	6.00	7.00	5.00	7.00	6.00	1.00	2.00
T° promedio (°C)	14.39	14.98	13.65	15.26	15.43	13.52	14.12	13.64	13.50	15.95	15.04	13.11
HR promedio 07 horas (%)	77.78	80.43	80.72	77.41	71.34	82.12	77.01	86.24	90.60	77.30	74.77	78.21
HR promedio 13 horas (%)	42.49	40.86	46.18	52.69	54.32	56.43	55.31	55.65	60.37	38.55	42.04	42.35
HR promedio 19 horas (%)	89.92	54.36	80.21	75.52	81.28	85.20	76.99	84.02	96.61	76.21	62.61	66.69
HR promedio (%)	63.04	58.55	69.04	68.54	70.98	74.58	69.77	75.30	82.53	64.02	59.80	62.42
Precipitación 08-09 (mm)	24.50	8.20	88.80	23.95	50.10	117.10	84.00	178.60	104.20	21.90	9.10	0.00
Precipitación 07-08 (mm)	0.0	4.8	67.2	37.2	27.4	126.4	69.4	62.0	69.7	0	0.0	0.0
Precipitación 06-07 (mm)	9.4	23.3	41.0	65.5	121.5	81.6	46.4	131.0	151.2	21.6	0.0	3.4
Precipitación 05-06 (mm)	8.30	4.10	47.50	13.80	76.20	95.80	82.20	207.50	125.7	5.0	12.0	0.0
Precipitación histórica (mm)												

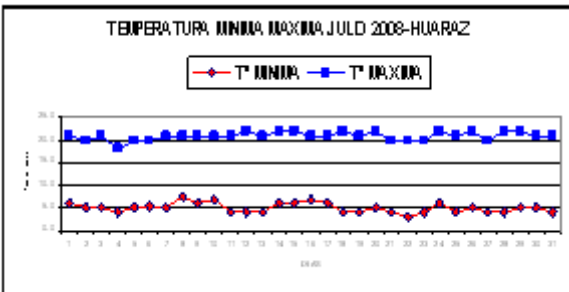
**COMPARATIVO: PRECIPITACION PLUVIAL HISTORICA Y PRECIPITACION
2008-2009 (Periodo: Campaña de siembras)
(PROM. MENSUAL)**



INFORME AGROMETEOROLOGICO DIARIO

DRA ANCASH
PROVINCIA HUARAZ
MES AGOSTO 2008

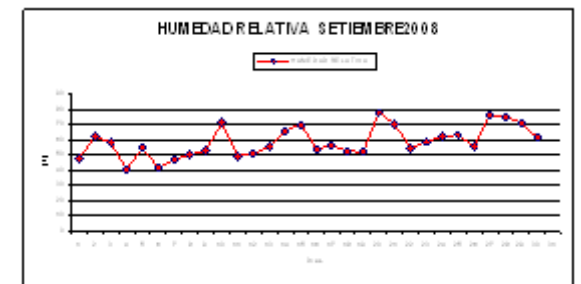
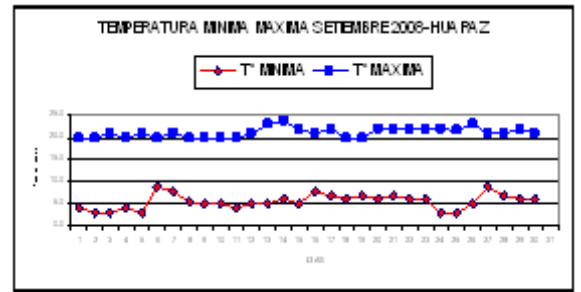
Fecha	Dia	T° Mínima	T° Máxima	H. RELATIVA	T.Precipitacion
01/08/2008	1	6.0	21.0	60	0.0
02/08/2008	2	5.0	20.0	56	0.0
03/08/2008	3	5.0	21.0	56	0.0
04/08/2008	4	4.0	18.0	64	0.0
05/08/2008	5	5.0	20.0	56	0.0
06/08/2008	6	5.5	20.0	60	0.0
07/08/2008	7	5.0	21.0	60	0.0
08/08/2008	8	7.5	21.0	57	0.0
09/08/2008	9	6.0	21.0	55	0.0
10/08/2008	10	7.0	21.0	57	0.0
11/08/2008	11	4.0	21.0	49	0.0
12/08/2008	12	4.0	22.0	46	0.0
13/08/2008	13	4.0	21.0	61	0.0
14/08/2008	14	6.0	22.0	79	0.0
15/08/2008	15	6.0	22.0	66	0.0
16/08/2008	16	7.0	21.0	66	0.0
17/08/2008	17	6.0	21.0	63	0.0
18/08/2008	18	4.0	22.0	58	0.0
19/08/2008	19	4.0	21.0	81	0.0
20/08/2008	20	5.0	22.0	100	0.0
21/08/2008	21	4.0	20.0	61	0.0
22/08/2008	22	3.0	20.0	60	0.0
23/08/2008	23	4.0	20.0	61	0.0
24/08/2008	24	6.0	22.0	73	0.0
25/08/2008	25	4.0	21.0	79	0.0
26/08/2008	26	5.0	22.0	69	24.5
27/08/2008	27	4.0	20.0	65	0.0
28/08/2008	28	4.0	22.0	61	0.0
29/08/2008	29	5.0	22.0	55	0.0
30/08/2008	30	5.0	21.0	59	0.0
31/08/2008	31	4.0	21.0	65	0.0
1° Dec		5.6	20.4	58	0.0
2° Dec		5.0	21.5	67	0.0
3° Dec		4.4	21.0	64	24.5
Promedio		5.0	21.0	63	24.5
Del total		3.0	22.0		



INFORME AGROMETEOROLOGICO DIARIO

DRA ANCASH
PROVINCIA HUARAZ
MES SETIEMBRE 2008

Fecha	Dia	T° Mínima	T° Máxima	H. RELATIVA	T.Precipitacion
01/09/2008	1	4.0	20.0	48	0.0
02/09/2008	2	3.0	20.0	62	0.0
03/09/2008	3	3.0	21.0	58	0.0
04/09/2008	4	4.0	20.0	41	0.0
05/09/2008	5	3.0	21.0	54	0.0
06/09/2008	6	9.0	20.0	42	0.0
07/09/2008	7	8.0	21.0	47	0.0
08/09/2008	8	5.5	20.0	50	0.0
09/09/2008	9	5.0	20.0	53	0.0
10/09/2008	10	5.0	20.0	71	0.0
11/09/2008	11	4.0	20.0	49	0.0
12/09/2008	12	5.0	21.0	51	0.0
13/09/2008	13	5.0	23.0	55	0.0
14/09/2008	14	6.0	23.5	66	0.0
15/09/2008	15	5.0	22.0	70	0.0
16/09/2008	16	8.0	21.0	53	0.0
17/09/2008	17	7.0	22.0	56	0.0
18/09/2008	18	6.0	20.0	52	0.0
19/09/2008	19	7.0	20.0	52	0.0
20/09/2008	20	6.0	22.0	78	0.0
21/09/2008	21	7.0	22.0	70	0.0
22/09/2008	22	6.0	22.0	55	0.0
23/09/2008	23	6.0	22.0	59	0.0
24/09/2008	24	3.0	22.0	62	0.0
25/09/2008	25	3.0	21.5	63	0.0
26/09/2008	26	5.0	23.0	55	0.0
27/09/2008	27	9.0	21.0	76	3.5
28/09/2008	28	7.0	21.0	76	0.0
29/09/2008	29	6.0	22.0	71	4.7
30/09/2008	30	6.0	21.0	61	0.0
1° Dec		5.0	20.3	53	0.0
2° Dec		5.9	21.5	58	0.0
3° Dec		5.8	21.8	65	8.2
Promedio		5.6	21.2	59	8.2
Del total		3.0	23.5		



INFORME AGROMETEOROLOGICO DIARIO

DRA
PROVINCIA
MES

ANCASH
HUARAZ
OCTUBRE 2008

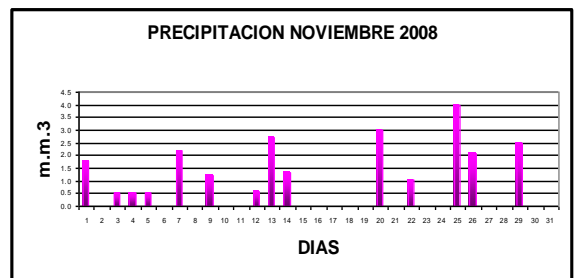
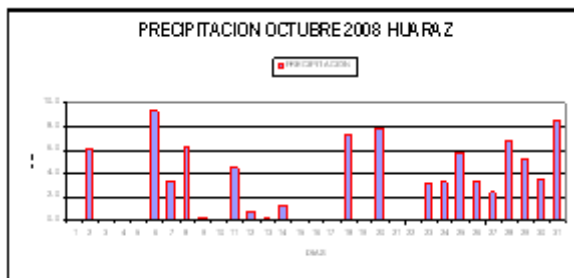
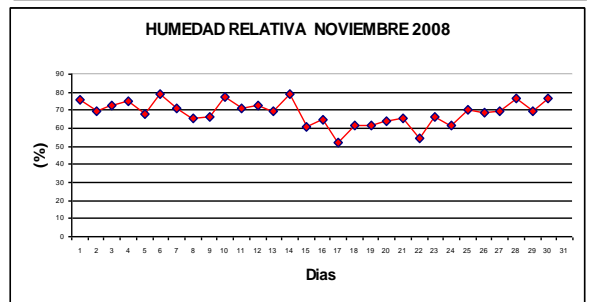

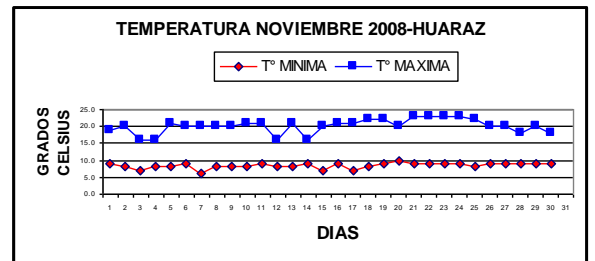

Fecha	Dia	T° Mínima	T° Máxima	H. RELATIVA	T.Precipitacion
01/10/2008	1	9.0	20.0	67	0.0
02/10/2008	2	8.0	20.0	62	6.1
03/10/2008	3	7.0	20.0	62	0.0
04/10/2008	4	7.0	20.0	64	0.0
05/10/2008	5	8.0	20.0	61	0.0
06/10/2008	6	8.0	17.0	69	9.4
07/10/2008	7	6.0	19.0	73	3.4
08/10/2008	8	7.0	20.0	73	6.2
09/10/2008	9	8.0	21.0	64	0.2
10/10/2008	10	9.0	21.0	65	0.0
11/10/2008	11	8.0	20.0	70	4.5
12/10/2008	12	6.0	20.0	62	0.7
13/10/2008	13	7.0	18.0	61	0.2
14/10/2008	14	8.0	20.0	74	1.2
15/10/2008	15	9.0	21.0	70	0.0
16/10/2008	16	11.0	19.0	71	0.0
17/10/2008	17	8.0	22.0	63	0.0
18/10/2008	18	9.0	20.0	74	7.2
19/10/2008	19	8.0	22.0	64	0.0
20/10/2008	20	7.0	22.0	64	7.9
21/10/2008	21	9.0	23.0	71	0.0
22/10/2008	22	10.0	23.0	67	0.0
23/10/2008	23	9.0	19.0	72	3.1
24/10/2008	24	9.0	19.0	79	3.2
25/10/2008	25	9.0	21.0	70	5.8
26/10/2008	26	10.0	19.0	73	3.3
27/10/2008	27	10.0	19.0	76	2.4
28/10/2008	28	9.0	18.0	78	6.8
29/10/2008	29	10.0	19.0	72	5.2
30/10/2008	30	9.0	19.0	76	3.5
31/10/2008	31	10.0	15.0	91	8.5
1° Dec		7.7	19.8	66	25.3
2° Dec		8.1	20.4	68	21.7
3° Dec		9.5	19.5	75	41.8
Promedio		8.5	19.9	70	88.8
Del total		6.0	23.0		

INFORME AGROMETEOROLOGICO DIARIO

DRA
PROVINCIA
MES

ANCASH
HUARAZ
NOVIEMBRE 2008

Fecha	Dia	T° Mínima	T° Máxima	H. RELATIVA	T.Precipitacion
01/11/2008	1	9.0	19.0	76	1.8
02/11/2008	2	8.0	20.0	70	0.0
03/11/2008	3	7.0	16.0	73	0.5
04/11/2008	4	8.0	16.0	75	0.5
05/11/2008	5	8.0	21.0	68	0.5
06/11/2008	6	9.0	20.0	79	0.0
07/11/2008	7	6.0	20.0	71	2.2
08/11/2008	8	8.0	20.0	65	0.0
09/11/2008	9	8.0	20.0	66	1.2
10/11/2008	10	8.0	21.0	78	0.0
11/11/2008	11	9.0	21.0	71	0.0
12/11/2008	12	8.0	16.0	73	0.6
13/11/2008	13	8.0	21.0	70	2.7
14/11/2008	14	9.0	16.0	79	1.3
15/11/2008	15	7.0	20.0	61	0.0
16/11/2008	16	9.0	21.0	64	0.0
17/11/2008	17	7.0	21.0	52	0.0
18/11/2008	18	8.0	22.0	61	0.0
19/11/2008	19	9.0	22.0	62	0.0
20/11/2008	20	10.0	20.0	64	3.0
21/11/2008	21	9.0	23.0	66	0.0
22/11/2008	22	9.0	23.0	54	1.1
23/11/2008	23	9.0	23.0	67	0.0
24/11/2008	24	9.0	23.0	62	0.0
25/11/2008	25	8.0	22.0	70	4.0
26/11/2008	26	9.0	20.0	69	2.1
27/11/2008	27	9.0	20.0	70	0.0
28/11/2008	28	9.0	18.0	76	0.0
29/11/2008	29	9.0	20.0	70	2.5
30/11/2008	30	9.0	18.0	76	0.0
1° Dec		7.9	19.3	72	6.7
2° Dec		8.4	20.0	66	7.6
3° Dec		8.9	21.0	68	9.7
Promedio		8.4	20.1	69	24.0
Del total		6.0	23.0		



INFORME AGROMETEOROLOGICO DIARIO

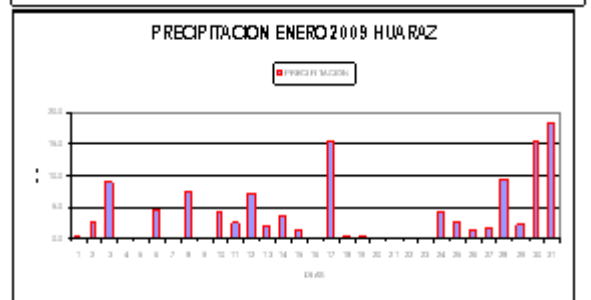
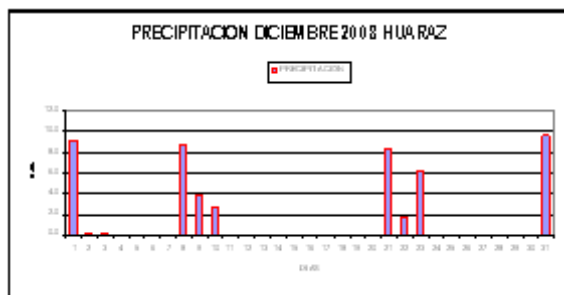

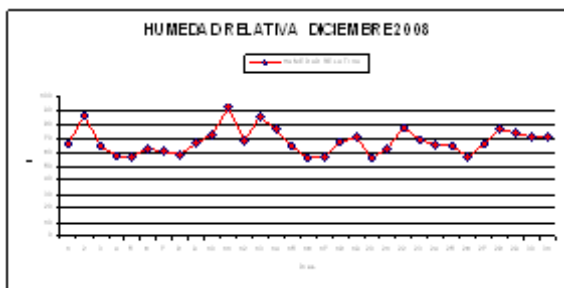

DRA ANCASH
PROVINCIA HUARAZ
MES DICIEMBRE 2008

Fecha	Dia	T° Mínima	T° Máxima	H. RELATIVA	T.Precipitacion
01/12/2008	1	8.0	23.0	66	9.1
02/12/2008	2	9.0	16.0	87	0.2
03/12/2008	3	8.0	21.0	64	0.1
04/12/2008	4	8.5	22.0	58	0.0
05/12/2008	5	9.0	22.0	57	0.0
06/12/2008	6	9.0	21.0	62	0.0
07/12/2008	7	8.0	22.0	61	0.0
08/12/2008	8	9.0	22.0	59	8.7
09/12/2008	9	8.0	20.0	66	3.8
10/12/2008	10	10.0	20.0	73	2.7
11/12/2008	11	8.0	22.0	92	0.0
12/12/2008	12	8.0	21.0	68	0.0
13/12/2008	13	7.0	22.0	86	0.0
14/12/2008	14	7.0	23.0	77	0.0
15/12/2008	15	7.0	22.0	64	0.0
16/12/2008	16	9.5	19.0	56	0.0
17/12/2008	17	9.5	21.0	57	0.0
18/12/2008	18	9.0	20.0	68	0.0
19/12/2008	19	9.0	21.0	71	0.0
20/12/2008	20	9.0	21.0	56	0.0
21/12/2008	21	9.0	21.5	62	8.2
22/12/2008	22	9.0	18.0	78	1.6
23/12/2008	23	9.0	18.0	69	6.1
24/12/2008	24	7.5	20.0	65	0.0
25/12/2008	25	7.0	21.0	65	0.0
26/12/2008	26	7.0	20.0	57	0.0
27/12/2008	27	7.0	22.0	66	0.0
28/12/2008	28	6.0	22.0	77	0.0
29/12/2008	29	4.0	21.0	74	0.0
30/12/2008	30	6.0	22.0	71	0.0
31/12/2008	31	10.0	21.0	71	9.6
1° Dec		8.7	20.9	65	24.6
2° Dec		8.3	21.2	69	0.0
3° Dec		7.4	20.6	69	25.5
Promedio		8.1	20.9	68	50.1
Del total		4.0	23.0		

INFORME AGROMETEOROLOGICO DIARIO

DRA ANCASH
PROVINCIA HUARAZ
MES ENERO 2009

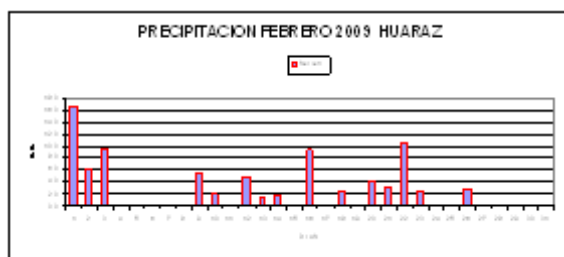
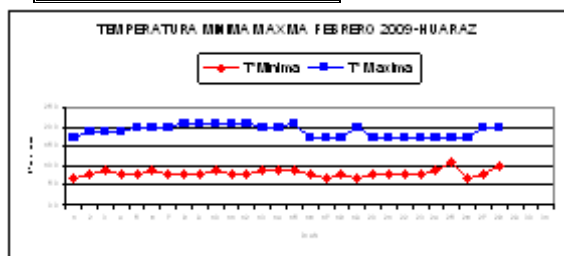
Fecha	Dia	T° Mínima	T° Máxima	H. RELATIVA	T.Precipitacion
01/01/2009	1	9.0	21.0	76	0.3
02/01/2009	2	9.0	21.0	76	2.8
03/01/2009	3	8.0	22.0	73	8.9
04/01/2009	4	8.0	22.0	75	0.0
05/01/2009	5	9.0	21.0	68	0.0
06/01/2009	6	10.0	20.0	71	4.6
07/01/2009	7	10.0	20.0	63	0.0
08/01/2009	8	8.0	20.0	65	7.4
09/01/2009	9	6.0	21.0	79	0.0
10/01/2009	10	6.0	21.0	77	4.2
11/01/2009	11	8.0	20.0	74	2.5
12/01/2009	12	9.0	20.0	76	7.2
13/01/2009	13	9.0	16.0	77	2.1
14/01/2009	14	10.0	18.0	79	3.5
15/01/2009	15	9.0	19.0	76	1.6
16/01/2009	16	8.0	17.0	75	0.0
17/01/2009	17	8.0	17.0	82	15.4
18/01/2009	18	8.0	16.0	92	0.5
19/01/2009	19	9.0	15.0	86	0.6
20/01/2009	20	7.0	21.0	73	0.0
21/01/2009	21	7.0	20.0	74	0.0
22/01/2009	22	7.0	21.0	71	0.0
23/01/2009	23	9.0	19.0	69	0.0
24/01/2009	24	8.0	20.0	65	4.3
25/01/2009	25	8.0	21.0	65	2.7
26/01/2009	26	8.0	20.0	71	1.2
27/01/2009	27	8.0	21.0	74	1.8
28/01/2009	28	10.0	20.0	81	9.4
29/01/2009	29	10.0	18.0	76	2.3
30/01/2009	30	9.0	17.0	78	15.5
31/01/2009	31	8.0	17.0	71	18.3
1° Dec		8.3	20.9	72	28.2
2° Dec		8.5	17.9	79	33.4
3° Dec		8.4	19.5	72	55.5
Promedio		8.4	19.4	74	117.1
Del total		6.0	22.0		



INFORME AGROMETEOROLOGICO DIARIO

DRA
PROVINCIA ANCASH
MES HUARAZ
FEBRERO 2009

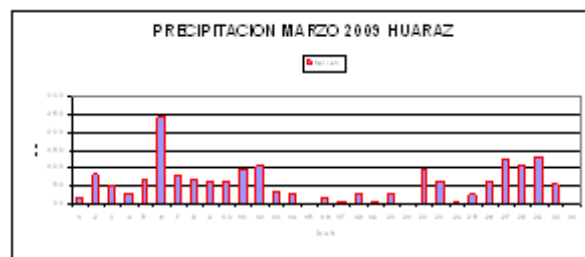
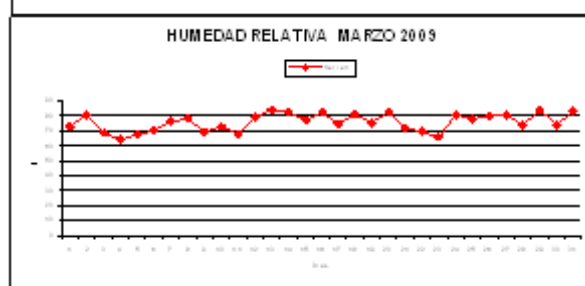
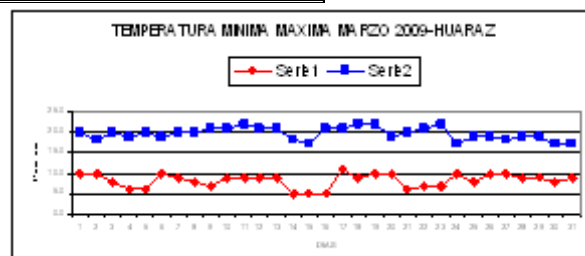
Fecha	Dia	T° Mínima	T° Máxima	H. RELATIVA	T.Precipitacion
01/02/2009	1	7.0	17.0	74	16.7
02/02/2009	2	8.0	19.0	80	6.3
03/02/2009	3	9.0	19.0	82	9.7
04/02/2009	4	8.0	19.0	79	0.0
05/02/2009	5	8.0	20.0	68	0.0
06/02/2009	6	9.0	20.0	62	0.0
07/02/2009	7	8.0	20.0	58	0.0
08/02/2009	8	8.0	21.0	63	0.0
09/02/2009	9	8.0	21.0	60	5.3
10/02/2009	10	9.0	21.0	56	2.0
11/02/2009	11	8.0	21.0	63	0.0
12/02/2009	12	8.0	21.0	83	4.9
13/02/2009	13	9.0	20.0	70	1.5
14/02/2009	14	9.0	20.0	66	1.8
15/02/2009	15	9.0	21.0	59	0.0
16/02/2009	16	8.0	17.0	68	9.5
17/02/2009	17	7.0	17.0	64	0.0
18/02/2009	18	8.0	17.0	72	2.5
19/02/2009	19	7.0	20.0	79	0.1
20/02/2009	20	8.0	17.0	71	4.3
21/02/2009	21	8.0	17.0	70	3.2
22/02/2009	22	8.0	17.0	71	10.6
23/02/2009	23	8.0	17.0	69	2.5
24/02/2009	24	9.0	17.0	80	0.1
25/02/2009	25	11.0	17.0	90	0.0
26/02/2009	26	7.0	17.0	78	3.0
27/02/2009	27	8.0	20.0	57	0.0
28/02/2009	28	10.0	20.0	62	0.0
1° Dec		8.2	19.7	68	40.0
2° Dec		8.1	19.1	70	24.6
3° Dec		8.6	17.8	72	19.4
Promedio		8.3	18.9	70	84.0
Del total		7.0	21.0		



INFORME AGROMETEOROLOGICO DIARIO

DRA
PROVINCIA ANCASH
MES HUARAZ
MARZO 2009

Fecha	Dia	T° Mínima	T° Máxima	H. RELATIVA	T.Precipitacion
01/03/2009	1	10.0	20.0	72	1.8
02/03/2009	2	10.0	18.0	80	8.1
03/03/2009	3	8.0	20.0	68	4.8
04/03/2009	4	6.0	19.0	64	2.9
05/03/2009	5	6.0	20.0	67	6.7
06/03/2009	6	10.0	19.0	70	24.4
07/03/2009	7	9.0	20.0	76	7.8
08/03/2009	8	8.0	20.0	78	6.9
09/03/2009	9	7.0	21.0	69	6.4
10/03/2009	10	9.0	21.0	72	6.2
11/03/2009	11	9.0	22.0	68	9.6
12/03/2009	12	9.0	21.0	79	10.4
13/03/2009	13	9.0	21.0	84	3.5
14/03/2009	14	5.0	18.0	82	2.9
15/03/2009	15	5.0	17.0	77	0.0
16/03/2009	16	5.0	21.0	83	2.0
17/03/2009	17	11.0	21.0	75	0.6
18/03/2009	18	9.0	22.0	80	2.7
19/03/2009	19	10.0	22.0	76	0.9
20/03/2009	20	10.0	19.0	82	2.7
21/03/2009	21	6.0	20.0	72	0.0
22/03/2009	22	7.0	21.0	69	9.5
23/03/2009	23	7.0	22.0	66	6.5
24/03/2009	24	10.0	17.0	80	0.8
25/03/2009	25	8.0	19.0	78	2.6
26/03/2009	26	10.0	19.0	79	6.1
27/03/2009	27	10.0	18.0	81	12.2
28/03/2009	28	9.0	19.0	74	10.5
29/03/2009	29	9.0	19.0	84	13.3
30/03/2009	30	8.0	17.0	74	5.8
31/03/2009	31	9.0	17.0	83	0.0
1° Dec		8.3	19.8	72	76.0
2° Dec		8.2	20.4	79	35.3
3° Dec		8.5	18.9	76	67.3
Promedio		8.3	19.7	76	178.6
Del total		5.0	22.0		

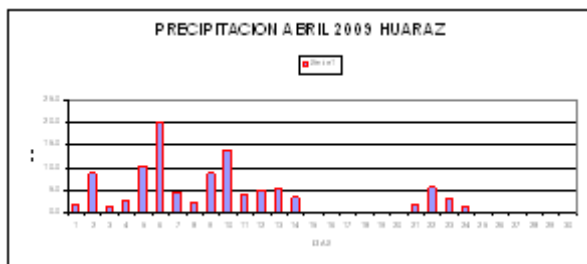
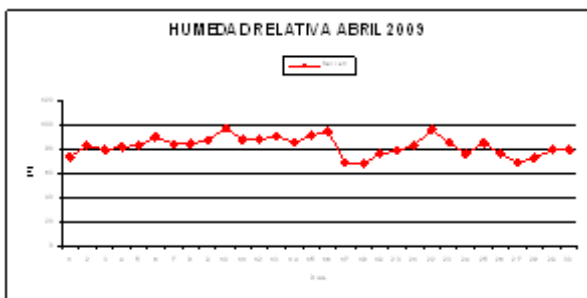
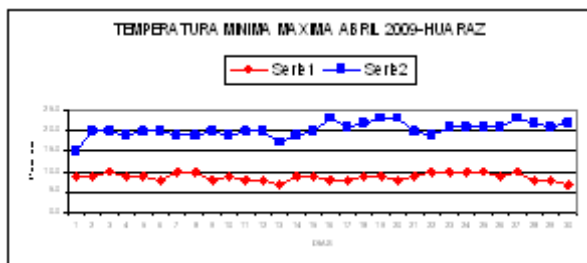


INFORME AGROMETEOROLOGICO DIARIO

DRA
PROVINCIA
MES

ANCASH
HUARAZ
ABRIL 2009

Fecha	Dia	T° Mínima	T° Máxima	H. RELATIVA	T.Precipitacion
01/04/2009	1	9.0	15.0	74	1.8
02/04/2009	2	9.0	20.0	83	8.7
03/04/2009	3	10.0	20.0	79	1.4
04/04/2009	4	9.0	19.0	82	2.6
05/04/2009	5	9.0	20.0	84	10.3
06/04/2009	6	8.0	20.0	90	20.0
07/04/2009	7	10.0	19.0	84	4.6
08/04/2009	8	10.0	19.0	84	2.3
09/04/2009	9	8.0	20.0	87	8.7
10/04/2009	10	9.0	19.0	97	14.0
11/04/2009	11	8.0	20.0	87	4.0
12/04/2009	12	8.0	20.0	87	5.1
13/04/2009	13	7.0	17.0	91	5.2
14/04/2009	14	9.0	19.0	86	3.3
15/04/2009	15	9.0	20.0	92	0.0
16/04/2009	16	8.0	23.0	94	0.0
17/04/2009	17	8.0	21.0	69	0.0
18/04/2009	18	9.0	22.0	68	0.0
19/04/2009	19	9.0	23.0	77	0.0
20/04/2009	20	8.0	23.0	78	0.0
21/04/2009	21	9.0	20.0	83	1.8
22/04/2009	22	10.0	19.0	95	5.7
23/04/2009	23	10.0	21.0	86	3.2
24/04/2009	24	10.0	21.0	76	1.5
25/04/2009	25	10.0	21.0	86	0.0
26/04/2009	26	9.0	21.0	76	0.0
27/04/2009	27	10.0	23.0	69	0.0
28/04/2009	28	8.0	22.0	72	0.0
29/04/2009	29	8.0	21.0	80	0.0
30/04/2009	30	7.0	22.0	80	0.0
1° Dec					
		9.1	19.1	84	74.4
2° Dec					
		8.3	20.8	83	17.6
3° Dec					
		9.1	21.1	80	12.2
Promedio					
		8.8	20.3	83	104.2
Del total					
		7.0	23.0		

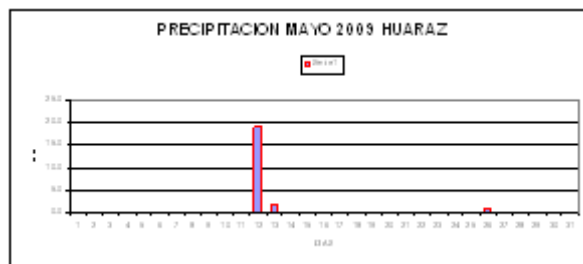
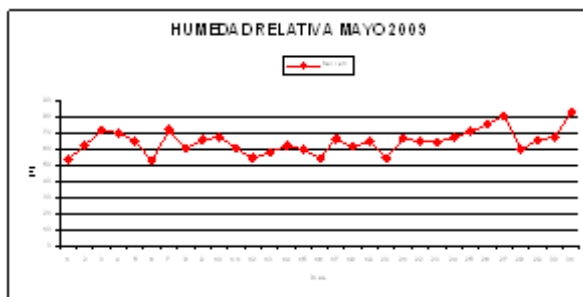
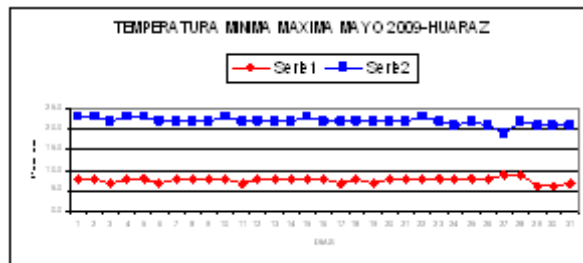


INFORME AGROMETEOROLOGICO DIARIO

DRA
PROVINCIA
MES

ANCASH
HUARAZ
MAYO 2009


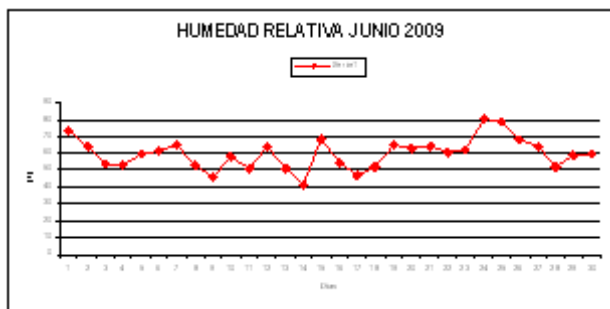
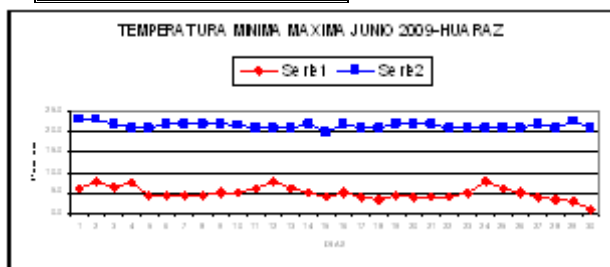
Fecha	Dia	T° Mínima	T° Máxima	H. RELATIVA	T.Precipitacion
01/05/2009	1	8.0	23.0	53	0.0
02/05/2009	2	8.0	23.0	62	0.0
03/05/2009	3	7.0	22.0	72	0.0
04/05/2009	4	8.0	23.0	70	0.0
05/05/2009	5	8.0	23.0	65	0.0
06/05/2009	6	7.0	22.0	53	0.0
07/05/2009	7	8.0	22.0	72	0.0
08/05/2009	8	8.0	22.0	60	0.0
09/05/2009	9	8.0	22.0	66	0.0
10/05/2009	10	8.0	23.0	67	0.0
11/05/2009	11	7.0	22.0	61	0.0
12/05/2009	12	8.0	22.0	55	19.1
13/05/2009	13	8.0	22.0	58	1.8
14/05/2009	14	8.0	22.0	62	0.0
15/05/2009	15	8.0	23.0	59	0.0
16/05/2009	16	8.0	22.0	55	0.0
17/05/2009	17	7.0	22.0	67	0.0
18/05/2009	18	8.0	22.0	61	0.0
19/05/2009	19	7.0	22.0	65	0.0
20/05/2009	20	8.0	22.0	54	0.0
21/05/2009	21	8.0	22.0	66	0.0
22/05/2009	22	8.0	23.0	65	0.0
23/05/2009	23	8.0	22.0	64	0.0
24/05/2009	24	8.0	21.0	67	0.0
25/05/2009	25	8.0	22.0	71	0.0
26/05/2009	26	8.0	21.0	75	1.0
27/05/2009	27	9.0	19.0	80	0.0
28/05/2009	28	9.0	22.0	60	0.0
29/05/2009	29	6.0	21.0	66	0.0
30/05/2009	30	6.0	21.0	68	0.0
31/05/2009	31	7.0	21.0	84	0.0
1° Dec					
		7.8	22.5	64	0.0
2° Dec					
		7.7	22.1	60	20.9
3° Dec					
		7.7	21.4	70	1.0
Promedio					
		7.7	22.0	65	21.9
Del total					
		6.0	23.0		



INFORME AGROMETEOROLOGICO DIARIO

DRA
PROVINCIA ANCASH
MES HUARAZ
JUNIO 2009

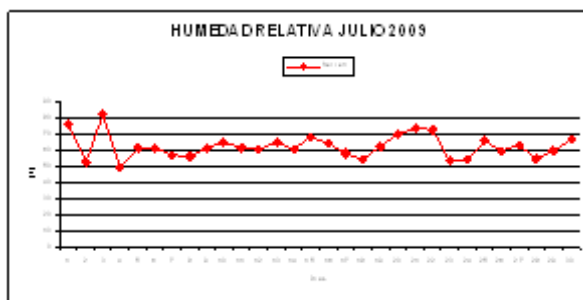

Fecha	Dia	T° Mínima	T° Máxima	H. RELATIVA	T.Precipitacion
01/06/2009	1	6.0	23.0	74	0.0
02/06/2009	2	8.0	23.0	64	2.9
03/06/2009	3	6.5	22.0	54	0.0
04/06/2009	4	7.5	21.0	53	0.0
05/06/2009	5	4.5	21.0	60	0.0
06/06/2009	6	4.5	22.0	61	0.0
07/06/2009	7	4.5	22.0	65	0.0
08/06/2009	8	4.5	22.0	53	0.0
09/06/2009	9	5.0	22.0	46	0.0
10/06/2009	10	5.0	21.5	58	0.0
11/06/2009	11	6.0	21.0	51	0.0
12/06/2009	12	8.0	21.0	64	0.0
13/06/2009	13	6.0	21.0	51	0.0
14/06/2009	14	5.0	22.0	42	0.0
15/06/2009	15	4.0	20.0	69	0.0
16/06/2009	16	5.0	22.0	54	0.0
17/06/2009	17	4.0	21.0	47	0.0
18/06/2009	18	3.5	21.0	52	0.0
19/06/2009	19	4.5	22.0	65	0.0
20/06/2009	20	4.0	22.0	63	0.0
21/06/2009	21	4.0	22.0	64	0.0
22/06/2009	22	4.0	21.0	60	0.0
23/06/2009	23	5.0	21.0	63	0.0
24/06/2009	24	8.0	21.0	80	0.0
25/06/2009	25	6.0	21.0	79	6.2
26/06/2009	26	5.0	21.0	68	0.0
27/06/2009	27	4.0	22.0	64	0.0
28/06/2009	28	3.5	21.0	52	0.0
29/06/2009	29	3.0	22.5	58	0.0
30/06/2009	30	1.0	21.0	59	0.0
1° Dec		5.6	22.0	59	2.9
2° Dec		5.0	21.3	56	0.0
3° Dec		4.4	21.4	65	6.2
Promedio		5.0	21.5	60	9.1
Del total		1.0	23.0		



INFORME AGROMETEOROLOGICO DIARIO

DRA
PROVINCIA ANCASH
MES HUARAZ
JULIO 2009

Fecha	Dia	T° Mínima	T° Máxima	H. RELATIVA	T.Precipitacion
01/07/2009	1	2.0	21.0	76	0.0
02/07/2009	2	3.0	23.0	53	0.0
03/07/2009	3	4.0	20.0	82	0.0
04/07/2009	4	6.0	21.0	49	0.0
05/07/2009	5	5.0	21.0	62	0.0
06/07/2009	6	5.0	22.0	62	0.0
07/07/2009	7	5.0	21.0	57	0.0
08/07/2009	8	7.0	21.0	56	0.0
09/07/2009	9	5.0	21.0	62	0.0
10/07/2009	10	5.0	21.0	65	0.0
11/07/2009	11	5.0	21.0	62	0.0
12/07/2009	12	5.0	21.0	60	0.0
13/07/2009	13	4.0	21.0	65	0.0
14/07/2009	14	5.0	20.0	61	0.0
15/07/2009	15	4.0	21.0	68	0.0
16/07/2009	16	4.0	21.0	64	0.0
17/07/2009	17	3.0	21.0	58	0.0
18/07/2009	18	3.0	21.0	55	0.0
19/07/2009	19	4.0	22.0	63	0.0
20/07/2009	20	4.0	20.0	70	0.0
21/07/2009	21	4.0	22.0	73	0.0
22/07/2009	22	4.0	21.0	73	0.0
23/07/2009	23	5.0	21.0	54	0.0
24/07/2009	24	4.0	22.0	54	0.0
25/07/2009	25	3.0	21.0	65	0.0
26/07/2009	26	4.0	22.0	59	0.0
27/07/2009	27	3.0	21.0	63	0.0
28/07/2009	28	4.0	22.0	54	0.0
29/07/2009	29	3.0	22.0	60	0.0
30/07/2009	30	3.0	21.0	66	0.0
31/07/2009	31	4.0	21.0	63	0.0
1° Dec		4.7	21.2	62	0.0
2° Dec		4.1	20.9	63	0.0
3° Dec		3.7	21.5	62	0.0
Promedio		4.2	21.2	62	0.0
Del total		2.0	23.0		



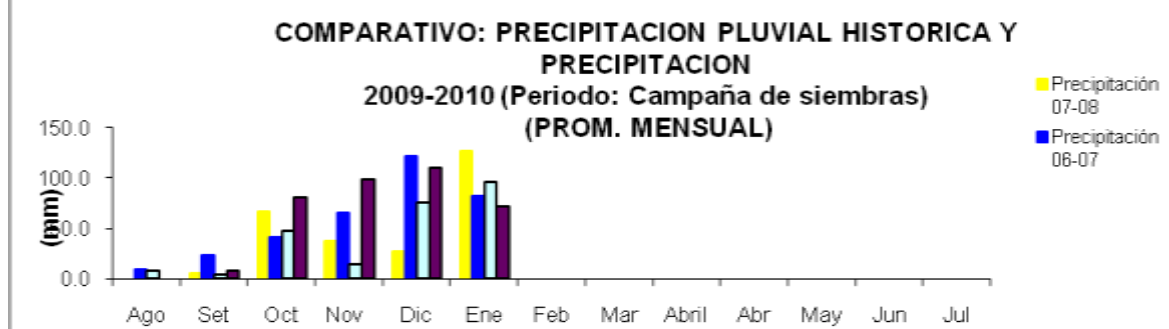
CUADRO RESUMEN

Información Meteorológica Mensual por Campaña de Siembra 2009-2010

Estación: DRA Ancash
Departamento: Ancash
Provincia: Huaraz
Distrito: Huaraz

Latitud: 09°31'36.6" EPE 4 METROS
Longitud: 77°31'16.2"
Altitud: 3109
Campaña: 2009-2010

Variable	2009-2010											
	Ago	Set	Oct	Nov	Dic	Ene	Feb	Mar	Abr	May	Jun	Jul
T° máxima promedio (°C)	21.93	22.08	20.60	19.80	18.53	21.13						
T° máxima absoluta (°C)	24.00	25.00	25.00	24.00	23.00	24.00						
T° mínima promedio (°C)	5.12	6.03	8.53	8.47	9.47	9.92						
T° mínima absoluta (°C)	3.00	3.00	6.00	4.00	8.00	7.00						
T° promedio (°C)	15.01	14.51	14.63	14.50	13.99	15.03						
HR promedio 07 horas (%)	75.33	81.12	78.14	79.59	82.57	83.11						
HR promedio 13 horas (%)	42.16	42.64	47.50	51.34	51.54	49.05						
HR promedio 19 horas (%)	63.92	70.28	75.58	73.02	55.71	80.58						
HR promedio (%)	59.62	64.68	67.07	67.98	62.54	70.92						
Precipitación 08-09 (mm)	0.00	8.20	81.40	98.80	110.70	71.40						
Precipitación 07-08 (mm)	0.0	4.8	67.2	37.2	27.4	126.4						
Precipitación 06-07 (mm)	9.4	23.3	41.0	65.5	121.5	81.6						
Precipitación 05-06 (mm)	8.30	4.10	47.50	13.80	76.20	95.80						
Precipitación histórica (mm)												



INFORME AGROMETEOROLOGICO DIARIO

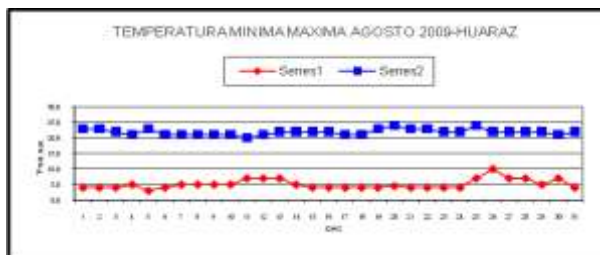
DRA ANCASH
PROVINCIA HUARAZ
MES AGOSTO 2009

Fecha	Dia	T° Mínima	T° Máxima	H. RELATIVA	T.Precipitacion
01/08/2009	1	4.0	23.0	70	0.0
02/08/2009	2	4.0	23.0	62	0.0
03/08/2009	3	4.0	22.0	51	0.0
04/08/2009	4	5.0	21.0	56	0.0
05/08/2009	5	3.0	23.0	57	0.0
06/08/2009	6	4.0	21.0	51	0.0
07/08/2009	7	5.0	21.0	57	0.0
08/08/2009	8	5.0	21.0	60	0.0
09/08/2009	9	5.0	21.0	55	0.0
10/08/2009	10	5.0	21.0	63	0.0
11/08/2009	11	7.0	20.0	74	0.0
12/08/2009	12	7.0	21.0	56	0.0
13/08/2009	13	7.0	22.0	70	0.0
14/08/2009	14	5.0	22.0	61	0.0
15/08/2009	15	4.0	22.0	61	0.0
16/08/2009	16	4.0	22.0	55	0.0
17/08/2009	17	4.0	21.0	60	0.0
18/08/2009	18	4.0	21.0	58	0.0
19/08/2009	19	4.0	23.0	52	0.0
20/08/2009	20	4.5	24.0	56	0.0
21/08/2009	21	4.0	23.0	58	0.0
22/08/2009	22	4.0	23.0	53	0.0
23/08/2009	23	4.0	22.0	52	0.0
24/08/2009	24	4.0	22.0	54	0.0
25/08/2009	25	7.0	24.0	63	0.0
26/08/2009	26	10.0	22.0	57	0.0
27/08/2009	27	7.0	22.0	63	0.0
28/08/2009	28	7.0	22.0	71	0.0
29/08/2009	29	5.0	22.0	69	0.0
30/08/2009	30	7.0	21.0	65	0.0
31/08/2009	31	4.0	22.0	58	0.0
1° Dec		4.4	21.7	58	0.0
2° Dec		5.1	21.8	60	0.0
3° Dec		5.7	22.3	60	0.0
Promedio		5.1	21.9	60	0.0
Del total		3.0	24.0		

INFORME AGROMETEOROLOGICO DIARIO

DRA ANCASH
PROVINCIA HUARAZ
MES SETIEMBRE 2009

Fecha	Dia	T° Mínima	T° Máxima	H. RELATIVA	T.Precipitacion
01/09/2009	1	4.0	23.0	58	0.0
02/09/2009	2	7.0	21.0	77	0.0
03/09/2009	3	5.0	22.0	73	0.0
04/09/2009	4	5.0	23.0	57	0.0
05/09/2009	5	4.0	22.0	64	0.0
06/09/2009	6	4.0	23.0	64	0.0
07/09/2009	7	3.0	25.0	53	0.0
08/09/2009	8	4.0	23.0	58	0.0
09/09/2009	9	4.0	25.0	56	0.0
10/09/2009	10	7.0	22.0	75	0.0
11/09/2009	11	7.0	17.0	85	0.0
12/09/2009	12	6.0	21.0	61	0.0
13/09/2009	13	6.0	21.0	61	0.0
14/09/2009	14	5.0	22.0	55	0.0
15/09/2009	15	9.0	23.0	67	0.0
16/09/2009	16	10.0	22.0	60	0.0
17/09/2009	17	9.0	23.0	67	0.0
18/09/2009	18	6.0	24.0	64	0.0
19/09/2009	19	6.0	22.0	68	0.0
20/09/2009	20	7.0	21.0	79	0.0
21/09/2009	21	6.0	21.0	65	0.0
22/09/2009	22	5.0	22.0	58	0.0
23/09/2009	23	7.0	21.0	61	0.0
24/09/2009	24	7.0	22.0	67	0.0
25/09/2009	25	6.0	20.0	70	0.0
26/09/2009	26	6.0	23.0	57	0.0
27/09/2009	27	6.0	24.0	56	3.5
28/09/2009	28	7.0	22.5	64	0.0
29/09/2009	29	7.0	21.0	69	4.7
30/09/2009	30	6.0	21.0	71	0.0
1° Dec		4.7	22.9	64	0.0
2° Dec		7.1	21.6	67	0.0
3° Dec		6.3	21.8	64	8.2
Promedio		6.0	22.1	65	8.2
Del total		3.0	25.0		



INFORME AGROMETEOROLOGICO DIARIO

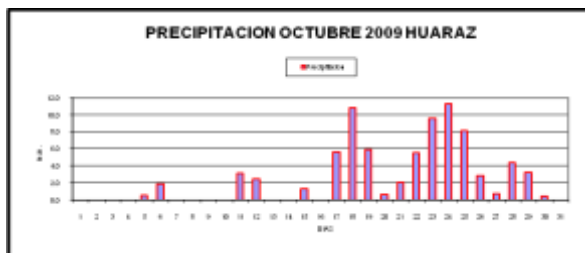
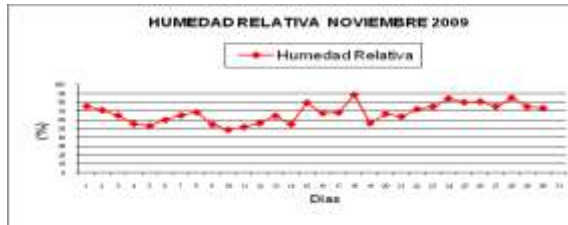

DRA
PROVINCIA ANCASH
MES HUARAZ
OCTUBRE 2009

Fecha	Dia	T° Mínima	T° Máxima	H. RELATIVA	T.Precipitacion
01/10/2009	1	7.0	25.0	56	0.0
02/10/2009	2	9.0	24.0	71	0.0
03/10/2009	3	7.0	22.0	54	0.0
04/10/2009	4	7.0	24.0	54	0.0
05/10/2009	5	7.0	22.0	59	0.6
06/10/2009	6	7.0	22.0	66	1.9
07/10/2009	7	6.0	21.0	65	0.0
08/10/2009	8	9.0	19.0	49	0.0
09/10/2009	9	6.0	20.0	58	0.0
10/10/2009	10	6.0	21.0	52	0.0
11/10/2009	11	10.0	21.0	58	3.2
12/10/2009	12	7.0	20.0	93	2.5
13/10/2009	13	8.0	20.0	71	0.0
14/10/2009	14	8.0	21.0	73	0.0
15/10/2009	15	8.0	19.0	76	1.3
16/10/2009	16	9.0	21.0	61	0.0
17/10/2009	17	9.0	21.0	67	5.7
18/10/2009	18	9.0	21.0	55	10.8
19/10/2009	19	9.0	22.0	74	6.0
20/10/2009	20	10.0	18.0	72	0.7
21/10/2009	21	10.0	21.0	66	2.1
22/10/2009	22	8.0	19.0	72	5.6
23/10/2009	23	10.0	15.0	81	9.6
24/10/2009	24	9.0	20.0	72	11.3
25/10/2009	25	9.0	20.0	71	8.2
26/10/2009	26	10.0	20.0	80	2.9
27/10/2009	27	11.0	20.0	74	0.8
28/10/2009	28	11.0	20.0	74	4.4
29/10/2009	29	10.0	19.0	71	3.3
30/10/2009	30	10.0	20.0	67	0.5
31/10/2009	31	8.0	20.0	57	0.0
1° Dec		7.1	22.0	58	2.5
2° Dec		8.7	20.4	70	30.2
3° Dec		9.6	19.5	71	48.7
Promedio		8.5	20.6	67	81.4
Del total		6.0	25.0		

INFORME AGROMETEOROLOGICO DIARIO

DRA
PROVINCIA ANCASH
MES HUARAZ
NOVIEMBRE 2009

Fecha	Dia	T° Mínima	T° Máxima	H. RELATIVA	T.Precipitacion
01/11/2009	1	11.0	17.0	75	2.8
02/11/2009	2	10.0	19.0	71	0.0
03/11/2009	3	10.0	20.0	65	0.0
04/11/2009	4	9.0	20.0	56	0.0
05/11/2009	5	7.0	24.0	53	0.0
06/11/2009	6	5.0	20.0	60	0.0
07/11/2009	7	4.0	20.0	65	0.0
08/11/2009	8	6.0	20.0	69	0.0
09/11/2009	9	4.0	23.0	55	0.0
10/11/2009	10	4.0	22.0	49	0.0
11/11/2009	11	5.0	21.0	52	0.0
12/11/2009	12	5.0	21.0	56	0.0
13/11/2009	13	9.0	22.0	65	5.4
14/11/2009	14	8.0	22.0	55	2.9
15/11/2009	15	8.0	18.0	80	3.8
16/11/2009	16	8.0	21.0	68	4.7
17/11/2009	17	11.0	22.0	68	9.8
18/11/2009	18	11.0	18.0	89	0.7
19/11/2009	19	9.0	24.0	56	6.3
20/11/2009	20	9.0	23.0	67	6.7
21/11/2009	21	9.0	23.0	64	4.8
22/11/2009	22	10.0	23.0	72	14.5
23/11/2009	23	9.0	16.0	75	11.5
24/11/2009	24	11.0	16.0	84	4.1
25/11/2009	25	10.0	16.0	80	6.1
26/11/2009	26	11.0	15.0	81	7.0
27/11/2009	27	9.0	17.0	75	1.9
28/11/2009	28	12.0	18.0	85	5.8
29/11/2009	29	11.0	15.0	75	0.0
30/11/2009	30	9.0	18.0	73	0.0
1° Dec		7.0	20.5	62	2.8
2° Dec		8.3	21.2	66	40.3
3° Dec		10.1	17.7	77	55.7
Promedio		8.5	19.8	68	98.8
Del total		4.0	24.0		



INFORME AGROMETEOROLOGICO DIARIO

DRA
PROVINCIA ANCASH
MES HUARAZ
DICIEMBRE 2009

INFORME AGROMETEOROLOGICO DIARIO

DRA
PROVINCIA ANCASH
MES HUARAZ
ENERO 2010

Fecha	Día	T° Mínima	T° Máxima	H. RELATIVA	T.Precipitacion
01/12/2009	1	12.0	18.0	76	0.0
02/12/2009	2	11.0	15.0	75	24.0
03/12/2009	3	9.0	18.0	73	4.6
04/12/2009	4	12.0	18.0	62	6.2
05/12/2009	5	9.0	20.0	71	0.0
06/12/2009	6	10.0	20.0	76	3.0
07/12/2009	7	9.0	18.0	66	0.0
08/12/2009	8	8.0	18.0	79	5.1
09/12/2009	9	9.0	18.0	70	2.2
10/12/2009	10	9.0	18.0	74	0.0
11/12/2009	11	10.0	18.0	62	0.0
12/12/2009	12	8.0	19.0	61	0.0
13/12/2009	13	10.0	18.0	63	0.0
14/12/2009	14	9.0	23.0	74	0.0
15/12/2009	15	8.0	20.0	69	9.3
16/12/2009	16	11.0	18.0	65	3.8
17/12/2009	17	11.0	19.0	61	1.8
18/12/2009	18	10.0	18.0	71	9.8
19/12/2009	19	10.0	20.0	73	5.8
20/12/2009	20	9.0	20.0	80	6.9
21/12/2009	21	10.0	20.0	73	0.0
22/12/2009	22	10.0	18.0	62	0.0
23/12/2009	23	8.0	19.0	61	6.5
24/12/2009	24	10.0	18.0	63	6.4
25/12/2009	25	8.0	18.0	79	8.1
26/12/2009	26	9.0	18.0	70	7.2
27/12/2009	27	9.0	18.0	74	0.0
28/12/2009	28	8.0	18.0	79	0.0
29/12/2009	29	9.0	17.0	65	0.0
30/12/2009	30	9.0	18.0	68	0.0
31/12/2009	31	9.0	17.0	63	0.0
1° Dec		9.8	18.1	72	45.1
2° Dec		9.6	19.3	68	37.4
3° Dec		9.0	18.1	69	28.2
Promedio		9.5	18.5	69	110.7
Del total		8.0	23.0		

Fecha	Día	T° Mínima	T° Máxima	H. RELATIVA	T.Precipitacion
01/01/2010	1	9.0	22.0	73	0.0
02/01/2010	2	7.0	21.0	69	0.0
03/01/2010	3	8.0	24.0	61	0.0
04/01/2010	4	8.0	21.0	69	5.7
05/01/2010	5	10.5	22.0	70	4.8
06/01/2010	6	10.0	20.0	75	6.4
07/01/2010	7	11.0	23.0	72	0.0
08/01/2010	8	12.0	23.0	60	0.0
09/01/2010	9	10.0	22.0	71	7.5
10/01/2010	10	10.0	23.0	59	6.4
11/01/2010	11	9.0	20.0	63	0.0
12/01/2010	12	10.0	20.0	71	0.4
13/01/2010	13	9.0	22.0	74	0.3
14/01/2010	14	11.0	18.0	71	6.6
15/01/2010	15	11.0	21.0	73	4.2
16/01/2010	16	11.0	22.0	69	5.3
17/01/2010	17	11.0	23.0	68	0.0
18/01/2010	18	12.0	20.0	83	2.5
19/01/2010	19	10.0	21.0	72	1.0
20/01/2010	20	9.0	20.0	72	0.0
21/01/2010	21	9.0	22.0	70	5.1
22/01/2010	22	11.0	19.0	80	4.5
23/01/2010	23	10.0	18.0	85	10.7
24/01/2010	24	9.0	20.0	74	0.0
25/01/2010	25	10.0	21.0	73	0.0
26/01/2010	26	11.0	20.0	71	0.0
27/01/2010	27	9.0	22.0	68	0.0
28/01/2010	28	9.0	23.0	66	0.0
29/01/2010	29	10.0	21.0	73	0.0
30/01/2010	30	11.0	20.0	71	0.0
31/01/2010	31	12.0	20.0	83	0.0
1° Dec		9.6	22.1	68	30.8
2° Dec		10.3	20.7	72	20.3
3° Dec		10.1	20.5	74	20.3
Promedio		10.0	21.1	71	71.4
Del total		7.0	24.0		

