

# ESTACION METEOROLOGICA CORONGO



1. Nombre:

ESTACION METEOROLOGICA CORONGO

2. Ubicación Geográfica

Provincia : CORONGO  
Distrito : CORONGO  
Localidad : CORONGO

3. Coordenadas Geográficas

Latitud : 08°33'58.9" Sur  
Longitud : 77°54'13.8" Oeste  
Altitud : 3180 m.s.n.m.

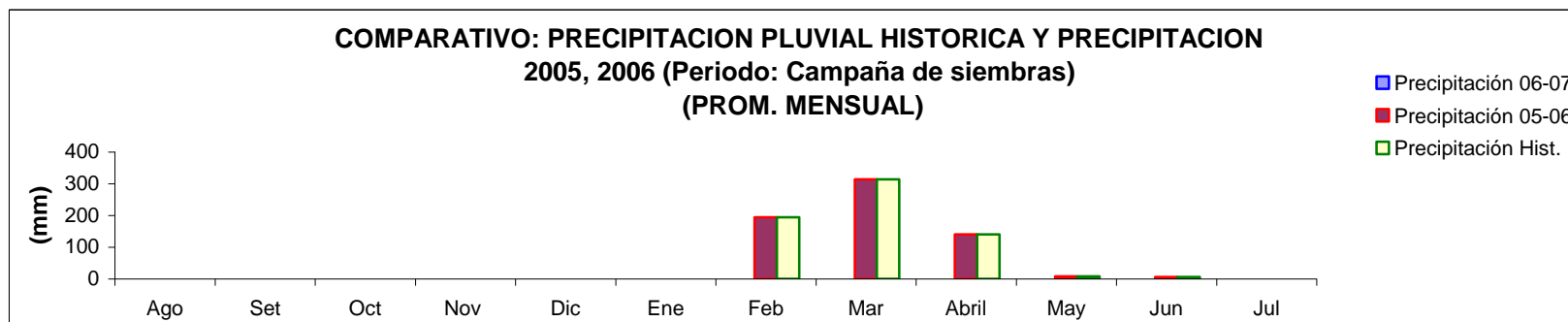
## CUADRO RESUMEN

### Información Meteorológica Mensual Campaña de Siembras 2005-2006

**Estación:** Corongo  
**Departamento:** Ancash  
**Provincia:** Corongo  
**Distrito:** Corongo

**Latitud:** 08°33'58.9" Sur  
**Longitud:** 77°54'13.8" Oeste  
**Altitud:** 3,180 m.s.n.m.  
**Campaña** 2005 - 2006

Variable	2005-2006											
	Ago	Set	Oct	Nov	Dic	Ene	Feb	Mar	Abril	May	Jun	Jul
T° máxima promedio (°C)							14.5	14.5	15.4	17.4	17.3	18.0
T° máxima absoluta (°C)							19.0	17.0	19.0	20.0	20.0	20.0
T° mínima promedio (°C)							8.8	8.7	7.9	4.1	6.1	6.2
T° mínima absoluta (°C)							4.0	6.0	4.0	2.0	3.0	1.0
T° promedio (°C)							11.9	11.7	11.6	13.2	12.5	13.2
HR promedio 07 horas (%)							94	100	96	83	90	82
HR promedio 13 horas (%)							83	83	83	64	70	63
HR promedio 19 horas (%)							88	87	87	81	86	81
HR promedio (%)							88	89	88	77	83	76
Precipitación 06-07 (mm)												
Precipitación 05-06 (mm)							194.6	313.6	140	8	6.1	0.0
Precipitación Hist. (mm)							194.6	313.6	140.0	8.0	6.1	0.0





### INFORME AGROMETEOROLOGICO DIARIO

DRA  
PROVINCIA  
MES

ANCASH  
CORONGO  
ABRIL 2006

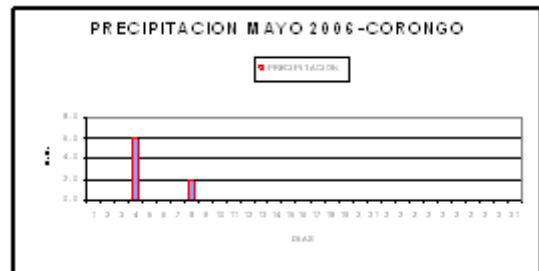
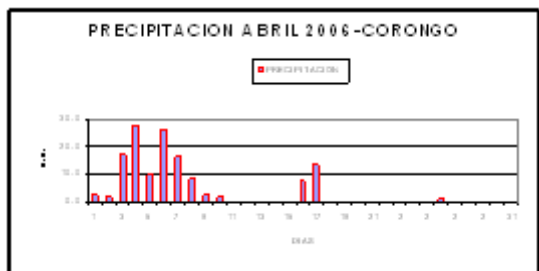
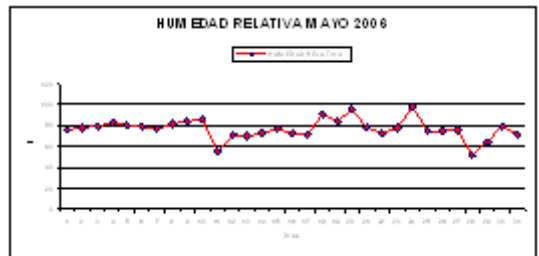
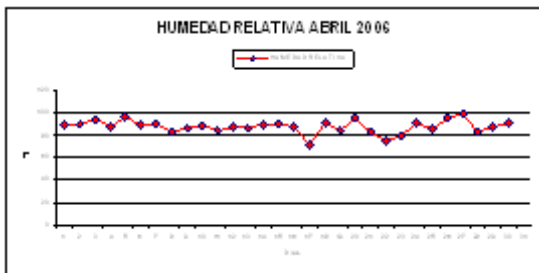


Fecha	Dia	T° Mínima	T° Máxima	H. RELATIVA	T.Precipitacion
01/04/2006	1	9.0	14.0	90	3.0
02/04/2006	2	9.0	16.0	90	2.0
03/04/2006	3	10.0	16.0	94	17.5
04/04/2006	4	8.0	15.0	87	28.0
05/04/2006	5	9.0	13.0	97	10.0
06/04/2006	6	8.0	12.0	89	26.5
07/04/2006	7	9.0	13.0	90	16.5
08/04/2006	8	9.0	14.0	84	8.5
09/04/2006	9	10.0	14.0	87	3.0
10/04/2006	10	9.0	13.0	89	2.0
11/04/2006	11	9.0	14.0	84	0.0
12/04/2006	12	6.0	14.0	87	0.0
13/04/2006	13	8.0	14.0	87	0.0
14/04/2006	14	4.0	13.0	90	0.0
15/04/2006	15	9.0	14.0	90	0.0
16/04/2006	16	9.0	14.0	87	8.0
17/04/2006	17	7.0	16.0	72	13.5
18/04/2006	18	8.0	16.0	91	0.0
19/04/2006	19	9.0	16.0	84	0.0
20/04/2006	20	7.0	16.0	96	0.0
21/04/2006	21	10.0	19.0	83	0.0
22/04/2006	22	8.0	19.0	75	0.0
23/04/2006	23	7.0	19.0	79	0.0
24/04/2006	24	7.0	19.0	92	0.0
25/04/2006	25	6.0	16.0	85	0.0
26/04/2006	26	8.0	16.0	96	1.5
27/04/2006	27	8.0	16.0	99	0.0
28/04/2006	28	6.0	18.0	84	0.0
29/04/2006	29	5.0	16.0	88	0.0
30/04/2006	30	5.0	16.0	91	0.0
1° Dec		9.0	14.0	90	117.0
2° Dec		7.6	14.7	87	21.5
3° Dec		7.0	17.4	87	1.5
Promedio		7.9	15.4	88	140.0
Del total		4.0	19.0		

### INFORME AGROMETEOROLOGICO DIARIO

DRA  
PROVINCIA  
MES

ANCASH  
CORONGO  
MAYO 2006

Fecha	Dia	T° Mínima	T° Máxima	H. RELATIVA	T.Precipitacion
01/05/2006	1	8.0	19.0	76	0.0
02/05/2006	2	8.0	19.0	79	0.0
03/05/2006	3	7.0	18.0	80	0.0
04/05/2006	4	4.0	16.0	84	6.0
05/05/2006	5	8.0	15.0	80	0.0
06/05/2006	6	8.0	18.0	80	0.0
07/05/2006	7	5.0	17.0	77	0.0
08/05/2006	8	8.0	17.0	82	2.0
09/05/2006	9	6.0	18.0	84	0.0
10/05/2006	10	3.0	16.0	86	0.0
11/05/2006	11	2.0	16.0	55	0.0
12/05/2006	12	2.0	17.0	72	0.0
13/05/2006	13	3.0	19.0	70	0.0
14/05/2006	14	4.0	20.0	72	0.0
15/05/2006	15	5.0	19.0	77	0.0
16/05/2006	16	4.0	17.0	73	0.0
17/05/2006	17	3.0	18.0	72	0.0
18/05/2006	18	3.0	17.0	91	0.0
19/05/2006	19	2.0	16.0	84	0.0
20/05/2006	20	3.0	16.0	96	0.0
21/05/2006	21	3.0	18.0	79	0.0
22/05/2006	22	2.0	17.0	73	0.0
23/05/2006	23	2.0	17.0	79	0.0
24/05/2006	24	4.0	17.0	98	0.0
25/05/2006	25	3.0	17.0	75	0.0
26/05/2006	26	3.0	17.0	75	0.0
27/05/2006	27	2.0	17.0	77	0.0
28/05/2006	28	2.0	20.0	52	0.0
29/05/2006	29	3.0	18.0	64	0.0
30/05/2006	30	3.0	17.0	80	0.0
31/05/2006	31	4.0	17.0	71	0.0
1° Dec		6.5	17.3	81	8.0
2° Dec		3.1	17.5	76	0.0
3° Dec		2.8	17.5	75	0.0
Promedio		4.1	17.4	77	8.0
Del total		2.0	20.0		



**INFORME AGROMETEOROLOGICO DIARIO**


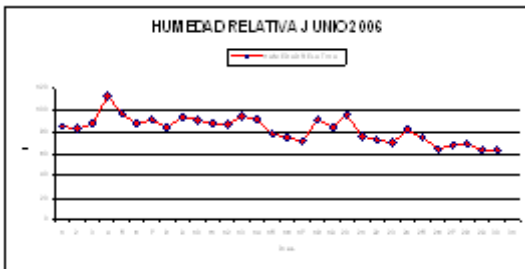

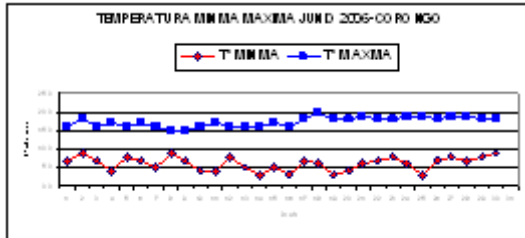
DRA  
PROVINCIA ANCASH  
MES CORONGO  
JUNIO 2006

Fecha	Dia	T° Mínima	T° Máxima	H. RELATIVA	T.Precipitacion
01/06/2006	1	7.0	16.0	85	0.0
02/06/2006	2	9.0	18.0	83	0.0
03/06/2006	3	7.0	16.0	88	0.0
04/06/2006	4	4.0	17.0	113	0.0
05/06/2006	5	8.0	16.0	97	0.0
06/06/2006	6	7.0	17.0	88	0.5
07/06/2006	7	5.0	16.0	91	1.6
08/06/2006	8	9.0	15.0	84	0.0
09/06/2006	9	7.0	15.0	94	0.0
10/06/2006	10	4.0	16.0	91	0.0
11/06/2006	11	4.0	17.0	88	4.0
12/06/2006	12	8.0	16.0	87	0.0
13/06/2006	13	5.0	16.0	94	0.0
14/06/2006	14	3.0	16.0	91	0.0
15/06/2006	15	5.0	17.0	78	0.0
16/06/2006	16	3.0	16.0	75	0.0
17/06/2006	17	7.0	18.0	72	0.0
18/06/2006	18	6.0	20.0	91	0.0
19/06/2006	19	3.0	18.0	84	0.0
20/06/2006	20	4.0	18.0	96	0.0
21/06/2006	21	6.0	19.0	77	0.0
22/06/2006	22	7.0	18.0	73	0.0
23/06/2006	23	8.0	18.0	71	0.0
24/06/2006	24	6.0	19.0	82	0.0
25/06/2006	25	3.0	19.0	76	0.0
26/06/2006	26	7.0	18.0	65	0.0
27/06/2006	27	8.0	19.0	68	0.0
28/06/2006	28	7.0	19.0	69	0.0
29/06/2006	29	8.0	18.0	63	0.0
30/06/2006	30	9.0	18.0	63	0.0
1° Dec		6.7	16.2	91	2.1
2° Dec		4.8	17.2	86	4.0
3° Dec		6.9	18.5	71	0.0
Promedio		6.1	17.3	83	6.1
Del total		3.0	20.0		

**INFORME AGROMETEOROLOGICO DIARIO**

DRA  
PROVINCIA ANCASH  
MES CORONGO  
JULIO 2006

Fecha	Dia	T° Mínima	T° Máxima	H. RELATIVA	T.Precipitacion
01/07/2006	1	9.0	20.0	70	0.0
02/07/2006	2	11.0	18.0	70	0.0
03/07/2006	3	11.0	18.0	65	0.0
04/07/2006	4	12.0	19.0	52	0.0
05/07/2006	5	11.0	19.0	70	0.0
06/07/2006	6	6.0	19.0	62	0.0
07/07/2006	7	11.0	18.0	74	0.0
08/07/2006	8	6.0	19.0	66	0.0
09/07/2006	9	8.0	19.0	65	0.0
10/07/2006	10	6.0	19.0	66	0.0
11/07/2006	11	7.0	20.0	69	0.0
12/07/2006	12	6.0	19.0	80	0.0
13/07/2006	13	6.0	18.0	80	0.0
14/07/2006	14	11.0	19.0	69	0.0
15/07/2006	15	5.0	19.0	71	0.0
16/07/2006	16	5.0	19.0	71	0.0
17/07/2006	17	4.0	18.0	72	0.0
18/07/2006	18	5.0	19.0	91	0.0
19/07/2006	19	6.0	20.0	84	0.0
20/07/2006	20	5.0	19.0	96	0.0
21/07/2006	21	2.0	17.0	91	0.0
22/07/2006	22	1.0	15.0	81	0.0
23/07/2006	23	1.0	17.0	86	0.0
24/07/2006	24	3.0	17.0	78	0.0
25/07/2006	25	5.0	15.0	87	0.0
26/07/2006	26	3.0	17.0	80	0.0
27/07/2006	27	7.0	15.0	81	0.0
28/07/2006	28	3.0	16.0	84	0.0
29/07/2006	29	6.0	16.0	85	0.0
30/07/2006	30	3.0	17.0	88	0.0
31/07/2006	31	7.0	19.0	76	0.0
1° Dec		9.1	18.8	66	0.0
2° Dec		6.0	19.0	78	0.0
3° Dec		3.7	16.5	83	0.0
Promedio		6.2	18.0	76	0.0
Del total		1.0	20.0		



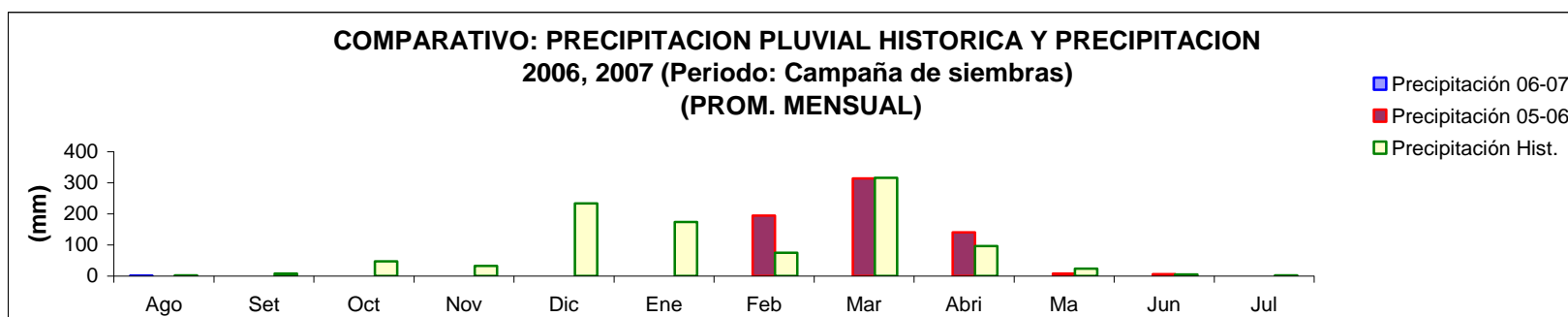
## CUADRO RESUMEN

### Información Meteorológica Mensual por Campaña de Siembra 2006-2007

**Estación:** DRA Ancash  
**Departamento:** Ancash  
**Provincia:** Corongo  
**Distrito:** Corongo

**Latitud:** 08°33'58.9" Sur  
**Longitud:** 77°54'13.8" Oeste  
**Altitud:** 3,180 m.s.n.m.  
**Campaña** 2006 - 2007

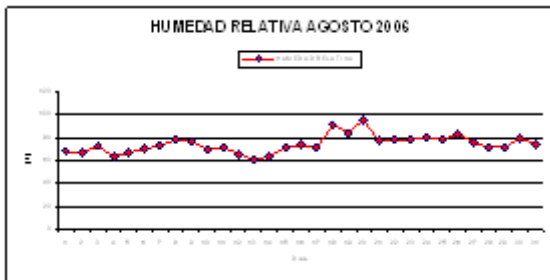

Variable	2006-2007											
	Ago	Set	Oct	Nov	Dic	Ene	Feb	Mar	Abril	May	Jun	Jul
T° máxima promedio (°C)	18.6	18.1	18.1	16.8	16.7	16.5	16.1	15.6	15.8	16.6	17.9	17.1
T° máxima absoluta (°C)	20.0	20.0	21.0	19.0	19.0	18.0	20.0	18.0	18.0	20.0	20.0	20.0
T° mínima promedio (°C)	6.4	5.6	6.6	7.8	8.8	9.3	8.3	8.7	8.2	6.0	5.6	5.8
T° mínima absoluta (°C)	3.0	3.0	1.0	1.0	7.0	6.0	2.0	7.0	7.0	0.0	1.0	2.0
T° promedio (°C)	13.6	13.5	15.6	13.2	13.1	13.2	12.3	12.2	12.0	11.8	12.0	11.8
HR promedio 07 horas (%)	83	84	87	86	92	97	98	98	101	100	98	100
HR promedio 13 horas (%)	58	58	67	73	72	85	82	91	85	67	59	67
HR promedio 19 horas (%)	80	552	80	84	85	93	96	92	98	83	85	83
HR promedio (%)	74	81	79	82	83	91	92	94	95	83	81	83
Precipitación 06-07 (mm)	1.5	7.6	47.5	32.0	232.9	173.5	74.1	315.5	96	23.5	4.5	2.0
Precipitación 05-06 (mm)							194.6	313.6	140	8	6.1	0.0
Precipitación Hist. (mm)	1.5	7.6	47.5	32.0	232.9	173.5	134.3	314.6	118.0	15.8	5.3	1.0



### INFORME AGROMETEOROLOGICO DIARIO

DRA  
PROVINCIA ANCASH  
MES CORONGO  
AGOSTO 2006

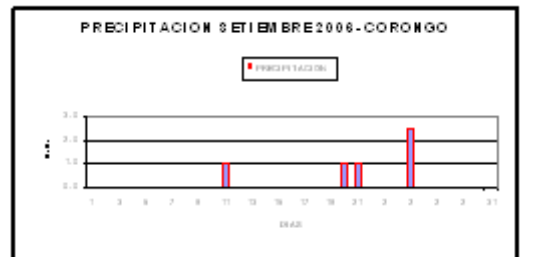
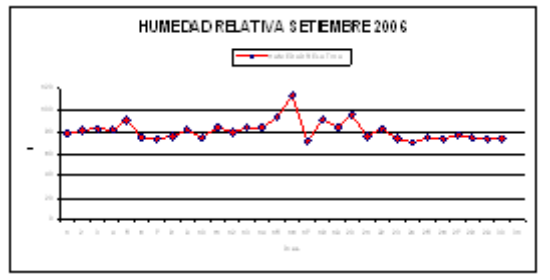
Fecha	Dia	T° Mínima	T° Máxima	H. RELATIVA	T.Precipitacion
01/08/2006	1	7.0	17.0	68	1.5
02/08/2006	2	6.0	19.0	67	0.0
03/08/2006	3	7.0	20.0	73	0.0
04/08/2006	4	7.0	19.0	63	0.0
05/08/2006	5	6.0	20.0	67	0.0
06/08/2006	6	5.0	19.0	70	0.0
07/08/2006	7	4.0	19.0	73	0.0
08/08/2006	8	3.0	19.0	78	0.0
09/08/2006	9	6.0	18.0	77	0.0
10/08/2006	10	9.0	19.0	69	0.0
11/08/2006	11	10.0	19.0	71	0.0
12/08/2006	12	11.0	18.0	66	0.0
13/08/2006	13	10.0	19.0	61	0.0
14/08/2006	14	8.0	20.0	64	0.0
15/08/2006	15	9.0	19.0	71	0.0
16/08/2006	16	5.0	18.0	73	0.0
17/08/2006	17	6.0	18.0	72	0.0
18/08/2006	18	6.0	17.0	91	0.0
19/08/2006	19	6.0	16.0	84	0.0
20/08/2006	20	5.0	18.0	96	0.0
21/08/2006	21	6.0	19.0	77	0.0
22/08/2006	22	8.0	19.0	78	0.0
23/08/2006	23	6.0	18.0	79	0.0
24/08/2006	24	4.0	19.0	80	0.0
25/08/2006	25	3.0	18.0	78	0.0
26/08/2006	26	5.0	18.0	83	0.0
27/08/2006	27	4.0	17.0	76	0.0
28/08/2006	28	5.0	20.0	72	0.0
29/08/2006	29	8.0	20.0	72	0.0
30/08/2006	30	6.0	19.0	80	0.0
31/08/2006	31	8.0	20.0	74	0.0
1° Dec		6.0	18.9	71	1.5
2° Dec		7.6	18.2	75	0.0
3° Dec		5.7	18.8	77	0.0
Promedio		6.4	18.6	74	1.5
Del total		3.0	20.0		



### INFORME AGROMETEOROLOGICO DIARIO

DRA  
PROVINCIA ANCASH  
MES CORONGO  
SETIEMBRE 2006

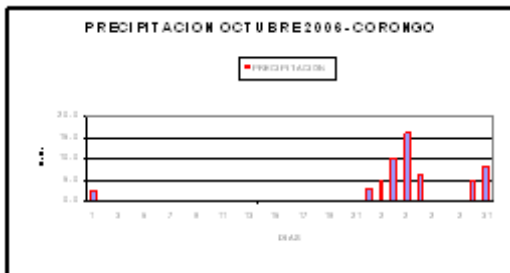
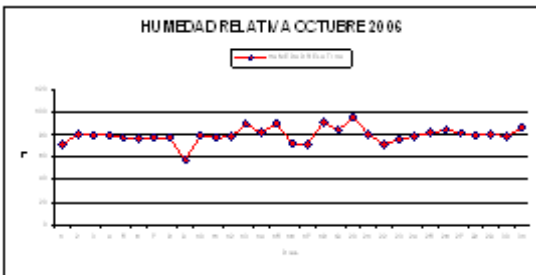

Fecha	Dia	T° Mínima	T° Máxima	H. RELATIVA	T.Precipitacion
01/09/2006	1	5.0	17.0	79	0.0
02/09/2006	2	7.0	16.0	82	0.0
03/09/2006	3	3.0	15.0	84	0.0
04/09/2006	4	5.0	18.0	82	0.0
05/09/2006	5	7.0	19.0	92	0.0
06/09/2006	6	6.0	18.0	75	0.0
07/09/2006	7	5.0	19.0	73	0.0
08/09/2006	8	4.0	19.0	77	0.0
09/09/2006	9	6.0	18.0	82	0.0
10/09/2006	10	3.0	18.0	76	0.0
11/09/2006	11	5.0	17.0	85	1.0
12/09/2006	12	4.0	19.0	80	0.0
13/09/2006	13	5.0	17.0	84	0.0
14/09/2006	14	4.0	16.0	84	0.0
15/09/2006	15	7.0	16.0	94	0.0
16/09/2006	16	5.0	18.0	113	0.0
17/09/2006	17	6.0	18.0	72	0.0
18/09/2006	18	10.0	17.0	91	0.0
19/09/2006	19	5.0	19.0	84	0.0
20/09/2006	20	6.0	19.0	96	1.0
21/09/2006	21	5.0	19.0	76	1.0
22/09/2006	22	4.0	18.0	83	0.0
23/09/2006	23	7.0	19.0	73	0.0
24/09/2006	24	4.0	19.0	71	0.0
25/09/2006	25	6.0	17.0	75	2.5
26/09/2006	26	8.0	19.0	74	0.0
27/09/2006	27	8.0	19.0	77	0.0
28/09/2006	28	6.0	20.0	75	0.0
29/09/2006	29	6.0	19.0	74	0.0
30/09/2006	30	5.0	20.0	74	0.0
1° Dec		5.1	17.7	80	0.0
2° Dec		5.7	17.6	88	2.0
3° Dec		5.9	18.9	75	3.5
Promedio		5.6	18.1	81	5.5
Del total		3.0	20.0		



### INFORME AGROMETEOROLOGICO DIARIO

DRA ANCAH  
PROVINCIA CORONGO  
MES OCTUBRE 2006

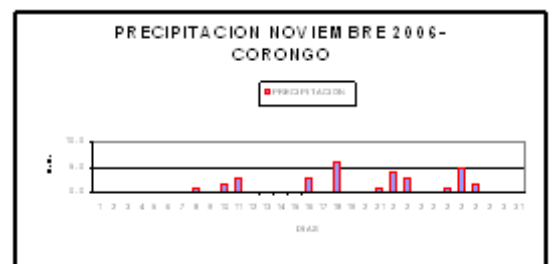
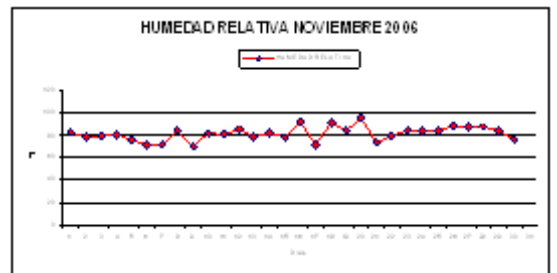

Fecha	Dia	T° Mínima	T° Máxima	H. RELATIVA	T.Precipitacion
01/10/2006	1	5.0	19.0	71	2.5
02/10/2006	2	8.0	19.0	80	0.0
03/10/2006	3	5.0	18.0	79	0.0
04/10/2006	4	4.0	19.0	79	0.0
05/10/2006	5	7.0	20.0	78	0.0
06/10/2006	6	8.0	21.0	77	0.0
07/10/2006	7	9.0	19.0	77	0.0
08/10/2006	8	8.0	20.0	78	0.0
09/10/2006	9	8.0	19.0	58	0.0
10/10/2006	10	8.0	20.0	80	0.0
11/10/2006	11	8.0	20.0	77	0.0
12/10/2006	12	7.0	17.0	78	0.0
13/10/2006	13	6.0	18.0	90	0.0
14/10/2006	14	3.0	18.0	82	0.0
15/10/2006	15	6.0	19.0	90	0.0
16/10/2006	16	4.0	18.0	72	0.0
17/10/2006	17	3.0	16.0	72	0.0
18/10/2006	18	2.0	17.0	91	0.0
19/10/2006	19	1.0	18.0	84	0.0
20/10/2006	20	2.0	18.0	96	0.0
21/10/2006	21	7.0	15.0	81	0.0
22/10/2006	22	8.0	20.0	72	3.0
23/10/2006	23	10.0	18.0	77	5.0
24/10/2006	24	9.0	17.0	79	10.0
25/10/2006	25	9.0	18.0	82	16.0
26/10/2006	26	8.0	17.0	84	6.0
27/10/2006	27	11.0	16.0	82	0.0
28/10/2006	28	9.0	17.0	79	0.0
29/10/2006	29	7.0	16.0	81	0.0
30/10/2006	30	7.0	17.0	79	5.0
31/10/2006	31	8.0	13.0	86	8.0
1° Dec		7.0	19.4	76	2.5
2° Dec		4.2	17.9	83	0.0
3° Dec		8.5	16.7	80	53.0
Promedio		6.6	18.0	80	55.5
Del total		1.0	21.0		



### INFORME AGROMETEOROLOGICO DIARIO

DRA ANCAH  
PROVINCIA CORONGO  
MES NOVIEMBRE 2006

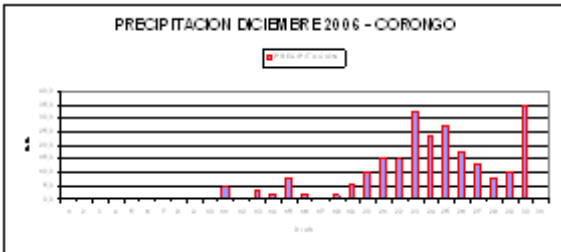

Fecha	Dia	T° Mínima	T° Máxima	H. RELATIVA	T.Precipitacion
01/11/2006	1	8.0	14.0	84	0.0
02/11/2006	2	8.0	17.0	79	0.0
03/11/2006	3	8.0	18.0	79	0.0
04/11/2006	4	4.0	17.0	81	0.0
05/11/2006	5	1.0	19.0	76	0.0
06/11/2006	6	3.0	18.0	71	0.0
07/11/2006	7	5.0	17.0	72	0.0
08/11/2006	8	9.0	15.0	84	1.0
09/11/2006	9	8.0	16.0	71	0.0
10/11/2006	10	7.0	16.0	81	1.5
11/11/2006	11	10.0	16.0	81	3.0
12/11/2006	12	9.0	16.0	85	0.0
13/11/2006	13	7.0	17.0	79	0.0
14/11/2006	14	8.0	17.0	82	0.0
15/11/2006	15	6.0	17.0	78	0.0
16/11/2006	16	5.0	17.0	92	3.0
17/11/2006	17	9.0	19.0	72	0.0
18/11/2006	18	7.0	18.0	91	6.0
19/11/2006	19	9.0	17.0	84	0.0
20/11/2006	20	8.0	18.0	96	0.0
21/11/2006	21	8.0	19.0	74	1.0
22/11/2006	22	10.0	17.0	79	4.0
23/11/2006	23	10.0	16.0	85	3.0
24/11/2006	24	9.0	15.0	84	0.0
25/11/2006	25	9.0	16.0	84	0.0
26/11/2006	26	10.0	17.0	88	1.0
27/11/2006	27	9.0	16.0	87	5.0
28/11/2006	28	10.0	15.0	88	1.5
29/11/2006	29	10.0	17.0	85	0.0
30/11/2006	30	11.0	17.0	76	0.0
1° Dec		6.1	16.7	78	2.5
2° Dec		7.8	17.2	84	12.0
3° Dec		9.6	16.5	83	15.5
Promedio		7.8	16.8	82	30.0
Del total		1.0	19.0		



**INFORME AGROMETEOROLOGICO DIARIO**

DRA ANCAH  
PROVINCIA CORONGO  
MES DICIEMBRE 2006

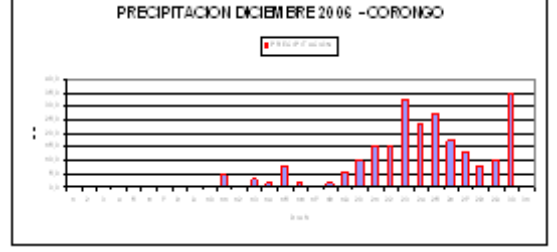
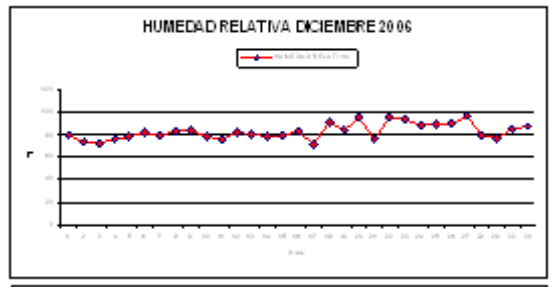

Fecha	Dia	T° Mínima	T° Máxima	H. RELATIVA	T.Precipitacion
01/12/2006	1	10,0	18,0	79	0,0
02/12/2006	2	8,0	19,0	74	0,0
03/12/2006	3	7,0	18,0	73	0,0
04/12/2006	4	8,0	18,0	77	0,0
05/12/2006	5	9,0	17,0	78	0,0
06/12/2006	6	9,0	17,0	82	0,0
07/12/2006	7	10,0	18,0	79	0,0
08/12/2006	8	10,0	17,0	83	0,0
09/12/2006	9	9,0	15,0	84	0,0
10/12/2006	10	8,0	17,0	79	0,0
11/12/2006	11	9,0	18,0	76	4,5
12/12/2006	12	10,0	15,0	82	0,0
13/12/2006	13	8,0	17,0	81	3,0
14/12/2006	14	7,0	16,0	78	1,5
15/12/2006	15	8,0	17,0	79	8,0
16/12/2006	16	8,0	18,0	83	2,0
17/12/2006	17	11,0	18,0	72	0,0
18/12/2006	18	10,0	18,0	91	1,5
19/12/2006	19	8,0	16,0	84	5,5
20/12/2006	20	9,0	15,0	96	10,1
21/12/2006	21	9,0	18,0	77	15,3
22/12/2006	22	9,0	14,0	96	15,0
23/12/2006	23	9,0	16,0	93	32,5
24/12/2006	24	9,0	16,0	89	23,5
25/12/2006	25	8,0	17,0	89	27,0
26/12/2006	26	9,0	12,0	90	17,5
27/12/2006	27	9,0	13,0	97	13,0
28/12/2006	28	9,0	18,0	79	8,0
29/12/2006	29	8,0	18,0	78	10,0
30/12/2006	30	9,0	17,0	86	35,0
31/12/2006	31	10,0	17,0	88	0,0
1° Dec		8,8	17,4	79	0,0
2° Dec		8,8	16,8	82	36,1
3° Dec		8,9	16,0	87	196,8
Promedio		8,8	16,7	83	232,9
Del total		7,0	19,0		



**INFORME AGROMETEOROLOGICO DIARIO**

DRA ANCAH  
PROVINCIA CORONGO  
MES ENERO 2007

Fecha	Dia	T° Mínima	T° Máxima	H. RELATIVA	T.Precipitacion
01/01/2007	1	11,0	16,0	88	0,0
02/01/2007	2	10,0	17,0	72	0,0
03/01/2007	3	10,0	16,0	94	15,0
04/01/2007	4	10,0	18,0	94	1,0
05/01/2007	5	9,0	17,0	94	27,0
06/01/2007	6	10,0	16,0	85	5,0
07/01/2007	7	11,0	17,0	87	1,0
08/01/2007	8	7,0	17,0	91	0,0
09/01/2007	9	8,0	17,0	94	0,0
10/01/2007	10	10,0	16,0	90	15,0
11/01/2007	11	8,0	16,0	91	17,0
12/01/2007	12	8,0	18,0	91	0,0
13/01/2007	13	9,0	18,0	91	0,0
14/01/2007	14	6,0	17,0	91	0,0
15/01/2007	15	10,0	18,0	91	0,0
16/01/2007	16	10,0	18,0	91	0,0
17/01/2007	17	9,0	15,0	72	3,0
18/01/2007	18	10,0	15,0	91	8,0
19/01/2007	19	9,0	18,0	84	3,5
20/01/2007	20	10,0	17,0	96	1,0
21/01/2007	21	7,0	17,0	97	14,5
22/01/2007	22	11,0	17,0	97	1,5
23/01/2007	23	8,0	17,0	97	1,0
24/01/2007	24	9,0	17,0	87	4,5
25/01/2007	25	10,0	14,0	94	21,0
26/01/2007	26	10,0	13,0	97	3,5
27/01/2007	27	10,0	18,0	91	3,0
28/01/2007	28	8,0	17,0	86	1,0
29/01/2007	29	10,0	13,0	97	16,0
30/01/2007	30	10,0	15,0	97	0,0
31/01/2007	31	8,0	17,0	88	7,5
1° Dec		9,6	16,7	89	64,0
2° Dec		8,9	17,0	89	32,5
3° Dec		9,2	15,9	93	73,5
Promedio		9,2	16,5	91	170,0
Del total		6,0	18,0		



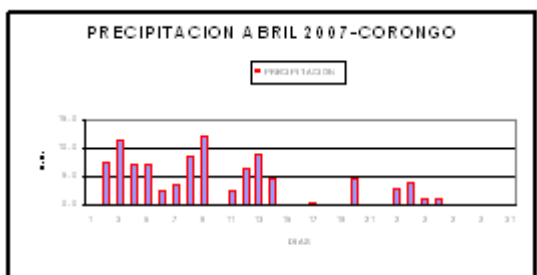
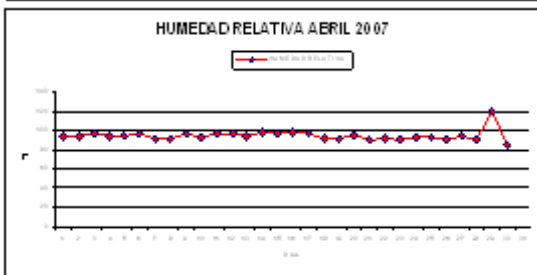



### INFORME AGROMETEOROLOGICO DIARIO

DRA  
PROVINCIA  
MES

ANCASH  
CORONGO  
ABRIL 2007

Fecha	Dia	T° Mínima	T° Máxima	H. RELATIVA	T.Precipitacion
01/04/2007	1	8.0	16.0	94	0.0
02/04/2007	2	9.0	17.0	94	7.5
03/04/2007	3	9.0	16.0	97	11.5
04/04/2007	4	8.0	17.0	94	7.0
05/04/2007	5	8.0	17.0	94	7.0
06/04/2007	6	9.0	16.0	97	2.5
07/04/2007	7	10.0	18.0	92	3.5
08/04/2007	8	9.0	18.0	92	8.5
09/04/2007	9	10.0	14.0	97	12.0
10/04/2007	10	9.0	15.0	93	0.0
11/04/2007	11	8.0	14.0	97	2.5
12/04/2007	12	7.0	14.0	97	6.5
13/04/2007	13	8.0	15.0	94	9.0
14/04/2007	14	7.0	16.0	98	4.5
15/04/2007	15	8.0	16.0	97	0.0
16/04/2007	16	8.0	17.0	98	0.0
17/04/2007	17	8.0	15.0	97	0.5
18/04/2007	18	8.0	17.0	92	0.0
19/04/2007	19	7.0	17.0	92	0.0
20/04/2007	20	8.0	17.0	96	4.5
21/04/2007	21	7.0	15.0	91	0.0
22/04/2007	22	7.0	16.0	91	0.0
23/04/2007	23	8.0	14.0	90	3.0
24/04/2007	24	8.0	15.0	93	4.0
25/04/2007	25	9.0	14.0	93	1.0
26/04/2007	26	8.0	13.0	90	1.0
27/04/2007	27	8.0	16.0	94	0.0
28/04/2007	28	7.0	16.0	91	0.0
29/04/2007	29	8.0	17.0	119	0.0
30/04/2007	30	9.0	17.0	85	0.0
1° Dec		8.9	16.4	94	59.5
2° Dec		7.7	15.8	96	27.5
3° Dec		7.9	15.3	94	9.0
Promedio		8.2	15.8	95	96.0
Del total		7.0	18.0		

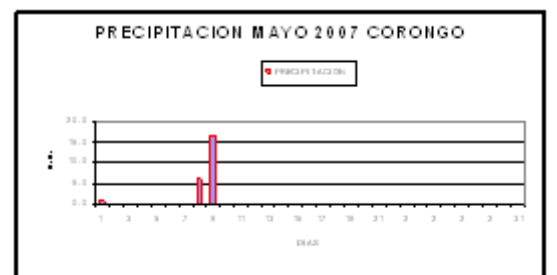
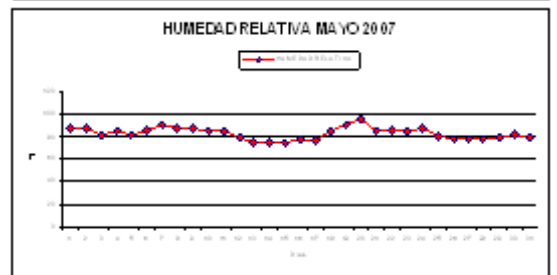



### INFORME AGROMETEOROLOGICO DIARIO

DRA  
PROVINCIA  
MES

ANCASH  
CORONGO  
MAYO 2007


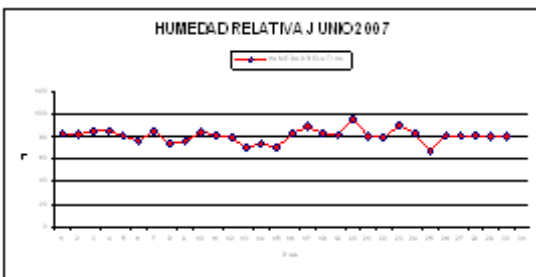

Fecha	Dia	T° Mínima	T° Máxima	H. RELATIVA	T.Precipitacion
01/05/2007	1	6.0	16.0	88	1.0
02/05/2007	2	4.0	16.0	88	0.0
03/05/2007	3	9.0	17.0	82	0.0
04/05/2007	4	10.0	17.0	85	0.0
05/05/2007	5	6.0	16.0	82	0.0
06/05/2007	6	5.0	16.0	85	0.0
07/05/2007	7	7.0	16.0	91	0.0
08/05/2007	8	8.0	17.0	88	6.0
09/05/2007	9	9.0	17.0	88	16.5
10/05/2007	10	9.0	18.0	86	0.0
11/05/2007	11	7.0	19.0	85	0.0
12/05/2007	12	5.0	20.0	80	0.0
13/05/2007	13	7.0	19.0	75	0.0
14/05/2007	14	6.0	19.0	75	0.0
15/05/2007	15	7.0	19.0	75	0.0
16/05/2007	16	4.0	18.0	78	0.0
17/05/2007	17	5.0	18.0	78	0.0
18/05/2007	18	4.0	16.0	85	0.0
19/05/2007	19	9.0	15.0	91	0.0
20/05/2007	20	9.0	16.0	96	0.0
21/05/2007	21	9.0	16.0	85	0.0
22/05/2007	22	3.0	15.0	85	0.0
23/05/2007	23	4.0	15.0	85	0.0
24/05/2007	24	8.0	14.0	87	0.0
25/05/2007	25	9.0	14.0	81	0.0
26/05/2007	26	0.0	16.0	79	0.0
27/05/2007	27	1.0	16.0	79	0.0
28/05/2007	28	5.0	16.0	79	0.0
29/05/2007	29	2.0	16.0	79	0.0
30/05/2007	30	3.0	15.0	82	0.0
31/05/2007	31	8.0	16.0	79	0.0
1° Dec		7.3	16.6	86	23.5
2° Dec		6.3	17.9	82	0.0
3° Dec		4.7	15.4	82	0.0
Promedio		6.1	16.6	83	23.5
Del total		0.0	20.0		



**INFORME AGROMETEOROLOGICO DIARIO**

**DRA** ANCASH  
**PROVINCIA** CORONGO  
**MES** JUNIO 2007

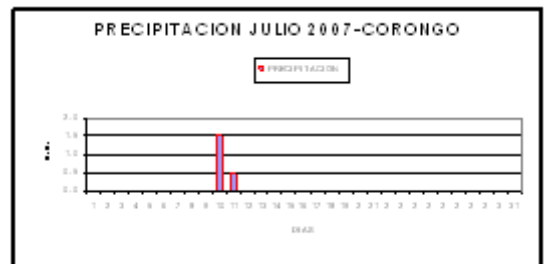
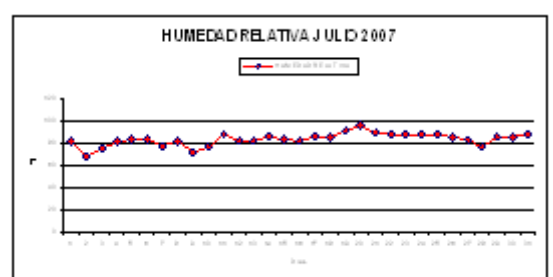
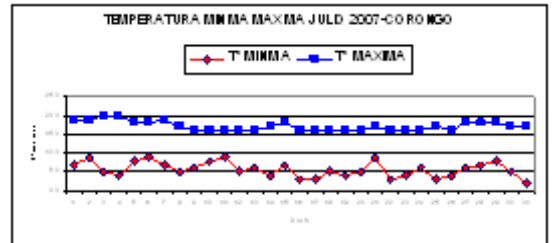
Fecha	Dia	T° Mínima	T° Máxima	H. RELATIVA	T.Precipitacion
01/06/2008	1	6.0	16.0	83	2.5
02/06/2008	2	4.0	16.0	82	0.0
03/06/2008	3	6.0	16.0	85	0.0
04/06/2008	4	5.0	16.0	85	0.0
05/06/2008	5	5.0	18.0	81	0.0
06/06/2008	6	2.0	16.0	77	0.0
07/06/2008	7	3.0	18.0	86	0.0
08/06/2008	8	2.0	18.0	74	0.0
09/06/2008	9	3.0	20.0	76	0.0
10/06/2008	10	4.0	19.0	84	0.0
11/06/2008	11	4.0	19.0	81	0.0
12/06/2008	12	7.0	17.0	79	2.0
13/06/2008	13	10.0	19.0	71	0.0
14/06/2008	14	5.0	18.0	74	0.0
15/06/2008	15	4.0	19.0	71	0.0
16/06/2008	16	10.0	18.0	83	0.0
17/06/2008	17	8.0	17.0	89	0.0
18/06/2008	18	9.0	17.0	83	0.0
19/06/2008	19	10.0	19.0	82	0.0
20/06/2008	20	9.0	18.0	96	0.0
21/06/2008	21	5.0	18.0	80	0.0
22/06/2008	22	6.0	17.0	79	0.0
23/06/2008	23	9.0	18.0	90	0.0
24/06/2008	24	8.0	18.0	83	0.0
25/06/2008	25	11.0	19.0	67	0.0
26/06/2008	26	3.0	18.0	80	0.0
27/06/2008	27	4.0	19.0	81	0.0
28/06/2008	28	3.0	19.0	81	0.0
29/06/2008	29	1.0	19.0	81	0.0
30/06/2008	30	3.0	18.0	80	0.0
31/06/2008	31				
1° Dec		4.0	17.3	81	2.5
2° Dec		7.6	18.1	81	2.0
3° Dec		5.3	18.3	80	0.0
Promedio		5.6	17.9	81	4.5
Del total		1.0	20.0		



**INFORME AGROMETEOROLOGICO DIARIO**

**DRA** ANCASH  
**PROVINCIA** CORONGO  
**MES** JULIO 2007

Fecha	Dia	T° Mínima	T° Máxima	H. RELATIVA	T.Precipitacion
01/07/2007	1	7.0	19.0	81	0.0
02/07/2007	2	9.0	19.0	68	0.0
03/07/2007	3	5.0	20.0	75	0.0
04/07/2007	4	4.0	20.0	80	0.0
05/07/2007	5	8.0	18.0	83	0.0
06/07/2007	6	9.0	18.0	83	0.0
07/07/2007	7	7.0	19.0	78	0.0
08/07/2007	8	5.0	17.0	82	0.0
09/07/2007	9	6.0	16.0	72	0.0
10/07/2007	10	8.0	16.0	77	1.5
11/07/2007	11	9.0	16.0	88	0.5
12/07/2007	12	5.0	16.0	82	0.0
13/07/2007	13	6.0	16.0	82	0.0
14/07/2007	14	4.0	17.0	85	0.0
15/07/2007	15	7.0	18.0	83	0.0
16/07/2007	16	3.0	16.0	82	0.0
17/07/2007	17	3.0	16.0	85	0.0
18/07/2007	18	5.0	16.0	85	0.0
19/07/2007	19	4.0	16.0	91	0.0
20/07/2007	20	5.0	16.0	96	0.0
21/07/2007	21	9.0	17.0	89	0.0
22/07/2007	22	3.0	16.0	88	0.0
23/07/2007	23	4.0	16.0	88	0.0
24/07/2007	24	6.0	16.0	88	0.0
25/07/2007	25	3.0	17.0	88	0.0
26/07/2007	26	4.0	16.0	85	0.0
27/07/2007	27	6.0	18.0	83	0.0
28/07/2007	28	7.0	18.0	77	0.0
29/07/2007	29	8.0	18.0	86	0.0
30/07/2007	30	5.0	17.0	86	0.0
31/07/2007	31	2.0	17.0	88	0.0
1° Dec		6.8	18.2	78	1.5
2° Dec		5.1	16.3	86	0.5
3° Dec		5.2	16.9	86	0.0
Promedio		5.7	17.1	83	2.0
Del total		2.0	20.0		



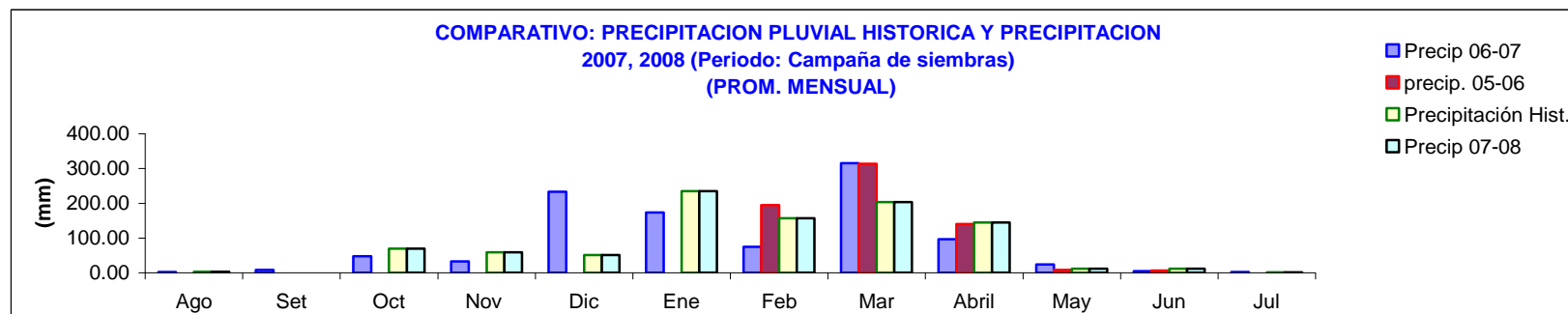
## CUADRO RESUMEN

### Información Meteorológica Mensual por Campaña de Siembra 2007-2008

**Estación:** DRA Ancash  
**Departamento:** Ancash  
**Provincia:** Corongo  
**Distrito:** Corongo

**Latitud:** 08°33'58.9" Sur Sur EPE 4 METROS  
**Longitud:** 77°54'13.8" Oeste Oeste  
**Altitud:** 3,180 m.s.n.m. m.s.n.m.  
**Campaña** 2007-2008

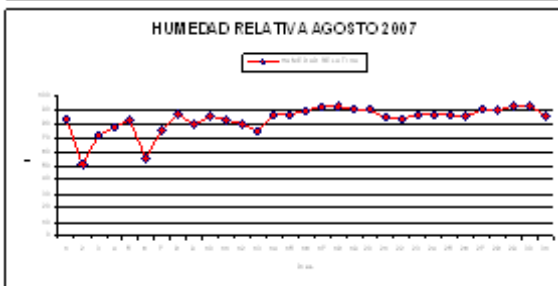

Variable	2007-2008											
	Ago	Set	Oct	Nov	Dic	Ene	Feb	Mar	Abril	May	Jun	Jul
<b>T° máxima promedio (°C)</b>	17.17	9.93	17.07	17.20	16.97	16.83	15.34	14.47	14.70	16.67	17.23	16.93
<b>T° máxima absoluta (°C)</b>	19.00	20.00	20.00	19.00	21.00	20.00	19.00	17.00	19.00	19.00	19.00	19.00
<b>T° mínima promedio (°C)</b>	5.17	6.87	6.70	7.73	6.00	8.10	8.21	7.57	7.20	5.37	4.07	3.57
<b>T° mínima absoluta (°C)</b>	1.00	3.00	1.00	5.00	1.00	4.00	4.00	5.00	5.00	2.00	1.00	0.00
<b>T° promedio (°C)</b>	12.81	13.94	14.34	16.01	12.34	13.67	12.03	11.51	11.51	11.83	11.93	11.59
<b>HR promedio 07 horas (%)</b>	96.45	82.22	91.87	92.23	85.01	96.38	99.77	100.00	100.03	100.00	91.62	93.11
<b>HR promedio 13 horas (%)</b>	69.20	332.47	82.38	71.39	76.85	90.25	88.81	88.04	85.48	80.82	78.44	78.11
<b>HR promedio 19 horas (%)</b>	84.01	84.41	90.71	87.33	91.36	91.95	93.17	92.06	94.38	94.81	91.19	92.61
<b>HR promedio (%)</b>	83.22	166.37	88.32	83.65	84.41	92.86	93.92	92.57	93.27	91.88	87.08	87.94
<b>Precipitación 07-08 (mm)</b>	2.50	0.00	69.00	58.50	50.50	235.00	157.00	203.50	144.50	11.00	11.00	1.00
<b>Precipitación 06-07 (mm)</b>	1.50	7.60	47.50	32.00	232.90	173.50	74.08	315.50	96.00	23.50	4.50	2.00
<b>Precipitación 05-06 (mm)</b>	0.00	0.00	0.00	0.00	0.00	0.00	194.60	313.60	140.00	8.00	6.10	0.00
<b>Precipitación Hist. (mm)</b>	1.50	7.60	47.50	32.00	232.90	173.50	74.08	315.50	96.00	23.50	4.50	2.00



### INFORME AGROMETEOROLOGICO DIARIO

DRA ANCA  
PROVINCIA CORONGO  
MES AGOSTO 2007

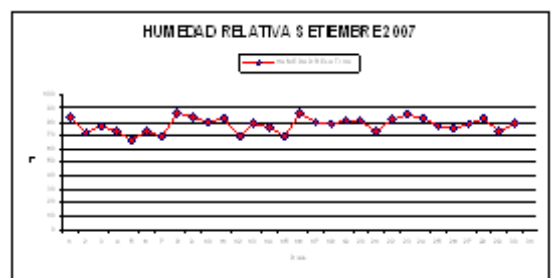

Fecha	Dia	T° Mínima	T° Máxima	H. RELATIVA	T.Precipitacion
01/08/2007	1	3.0	18.0	83	0.0
02/08/2007	2	3.0	19.0	51	0.0
03/08/2007	3	5.0	19.0	72	0.0
04/08/2007	4	5.0	19.0	78	0.0
05/08/2007	5	12.0	17.0	83	0.0
06/08/2007	6	1.0	17.0	56	0.0
07/08/2007	7	3.0	19.0	76	0.0
08/08/2007	8	2.0	16.0	86	0.0
09/08/2007	9	4.0	17.0	80	0.0
10/08/2007	10	3.0	19.0	85	0.0
11/08/2007	11	10.0	17.0	83	0.0
12/08/2007	12	9.0	18.0	80	0.0
13/08/2007	13	4.0	18.0	75	0.0
14/08/2007	14	2.0	18.0	87	0.0
15/08/2007	15	3.0	17.0	86	0.0
16/08/2007	16	8.0	16.0	89	0.0
17/08/2007	17	10.0	15.0	93	0.0
18/08/2007	18	6.0	15.0	93	0.0
19/08/2007	19	3.0	17.0	91	0.0
20/08/2007	20	6.0	18.0	91	0.0
21/08/2007	21	9.0	19.0	84	0.0
22/08/2007	22	8.0	18.0	84	0.0
23/08/2007	23	2.0	16.0	86	0.0
24/08/2007	24	4.0	17.0	87	0.0
25/08/2007	25	2.0	17.0	86	0.0
26/08/2007	26	3.0	16.0	86	0.0
27/08/2007	27	5.0	16.0	90	0.0
28/08/2007	28	6.0	16.0	89	0.0
29/08/2007	29	8.0	15.0	93	2.5
30/08/2007	30	6.0	16.0	93	0.0
31/08/2007	31	8.0	16.0	86	0.0
1° Dec		4.1	18.0	75	0.0
2° Dec		6.1	16.9	87	0.0
3° Dec		5.5	16.5	88	2.5
Promedio		5.3	17.1	83	2.5
Del total		1.0	19.0		



### INFORME AGROMETEOROLOGICO DIARIO

DRA ANCA  
PROVINCIA CORONGO  
MES SETIEMBRE 2007

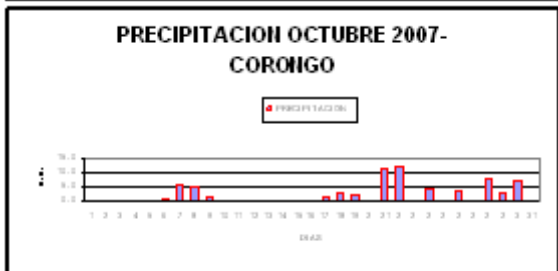
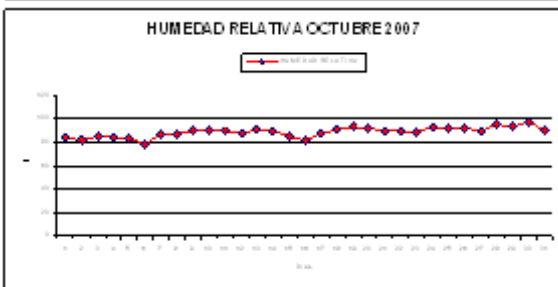

Fecha	Dia	T° Mínima	T° Máxima	H. RELATIVA	T.Precipitacion
01/09/2007	1	8.0	18.0	84	0.0
02/09/2007	2	5.0	19.0	72	0.0
03/09/2007	3	6.0	19.0	77	0.0
04/09/2007	4	5.0	19.0	73	0.0
05/09/2007	5	7.0	20.0	67	0.0
06/09/2007	6	6.0	19.0	73	0.0
07/09/2007	7	8.0	19.0	70	0.0
08/09/2007	8	3.0	18.0	87	0.0
09/09/2007	9	5.0	18.0	83	0.0
10/09/2007	10	6.0	18.0	80	0.0
11/09/2007	11	5.0	17.0	82	0.0
12/09/2007	12	8.0	19.0	2724	0.0
13/09/2007	13	8.0	17.0	79	0.0
14/09/2007	14	4.0	19.0	76	0.0
15/09/2007	15	9.0	19.0	69	0.0
16/09/2007	16	9.0	17.0	86	0.0
17/09/2007	17	8.0	19.0	80	0.0
18/09/2007	18	4.0	18.0	79	0.0
19/09/2007	19	6.0	19.0	80	0.0
20/09/2007	20	10.0	19.0	80	0.0
21/09/2007	21	9.0	19.0	73	0.0
22/09/2007	22	8.0	16.0	82	0.0
23/09/2007	23	9.0	17.0	86	0.0
24/09/2007	24	8.0	17.0	82	0.0
25/09/2007	25	9.0	19.0	77	0.0
26/09/2007	26	6.0	18.0	75	0.0
27/09/2007	27	5.0	18.0	78	0.0
28/09/2007	28	6.0	18.0	83	0.0
29/09/2007	29	8.0	19.0	73	0.0
30/09/2007	30	8.0	19.0	79	0.0
1° Dec		5.9	18.7	77	0.0
2° Dec		7.1	18.3	344	0.0
3° Dec		7.6	18.0	79	0.0
Promedio		6.9	18.3	166	0.0



### INFORME AGROMETEOROLOGICO DIARIO

DRA  
PROVINCIA ANCASH  
CORONGO  
MES OCTUBRE 2007

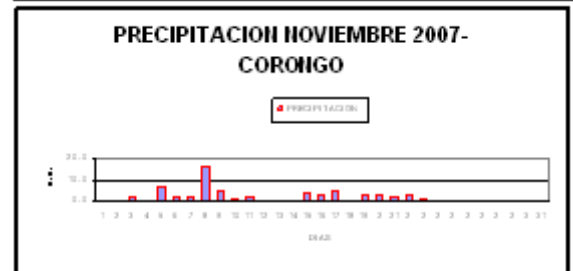
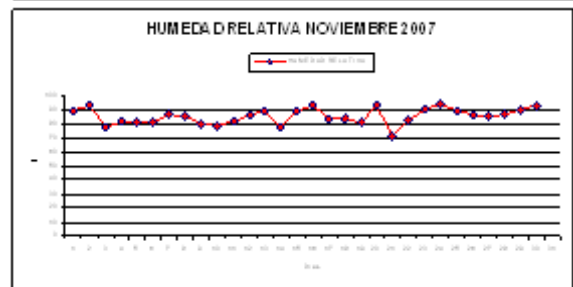

Fecha	Dia	T° Mínima	T° Máxima	H. RELATIVA	T.Precipitacion
01/10/2007	1	8.0	20.0	85	0.0
02/10/2007	2	4.0	20.0	82	0.0
03/10/2007	3	6.0	20.0	55	0.0
04/10/2007	4	7.0	19.0	84	0.0
05/10/2007	5	5.0	19.0	84	0.0
06/10/2007	6	6.0	19.0	79	0.5
07/10/2007	7	5.0	18.0	88	6.0
08/10/2007	8	7.0	17.0	88	5.0
09/10/2007	9	9.0	17.0	90	1.5
10/10/2007	10	10.0	15.0	92	0.0
11/10/2007	11	6.0	17.0	90	0.0
12/10/2007	12	7.0	17.0	88	0.0
13/10/2007	13	8.0	17.0	92	0.0
14/10/2007	14	3.0	17.0	90	0.0
15/10/2007	15	1.0	18.0	86	0.0
16/10/2007	16	3.0	19.0	82	0.0
17/10/2007	17	8.0	17.0	88	1.5
18/10/2007	18	6.0	17.0	91	3.0
19/10/2007	19	7.0	17.0	94	2.0
20/10/2007	20	7.0	18.0	92	0.0
21/10/2007	21	8.0	17.0	90	11.5
22/10/2007	22	6.0	17.0	90	12.0
23/10/2007	23	9.0	11.0	98	0.0
24/10/2007	24	9.0	15.0	94	4.0
25/10/2007	25	7.0	17.0	92	0.0
26/10/2007	26	6.0	17.0	92	3.5
27/10/2007	27	8.0	18.0	90	0.0
28/10/2007	28	7.0	15.0	96	8.0
29/10/2007	29	8.0	14.0	93	3.0
30/10/2007	30	10.0	13.0	98	7.5
31/10/2007	31	9.0	15.0	89	0.0
1° Dec		6.7	18.4	83	13.0
2° Dec		5.6	17.4	89	6.5
3° Dec		7.9	15.4	93	49.5
Promedio		6.8	17.0	88	69.0
Del total		1.0	20.0		



### INFORME AGROMETEOROLOGICO DIARIO

DRA  
PROVINCIA ANCASH  
CORONGO  
MES NOVIEMBRE 2007

Fecha	Dia	T° Mínima	T° Máxima	H. RELATIVA	T.Precipitacion
01/11/2007	1	8.0	16.0	89	0.0
02/11/2007	2	7.0	17.0	93	0.0
03/11/2007	3	6.0	17.0	78	2.0
04/11/2007	4	5.0	17.0	51	0.0
05/11/2007	5	10.0	16.0	81	7.0
06/11/2007	6	9.0	19.0	81	1.5
07/11/2007	7	9.0	18.0	86	2.0
08/11/2007	8	8.0	16.0	86	16.0
09/11/2007	9	5.0	17.0	79	5.0
10/11/2007	10	8.0	18.0	55	1.0
11/11/2007	11	6.0	17.0	82	1.5
12/11/2007	12	9.0	17.0	86	0.0
13/11/2007	13	8.0	17.0	90	0.0
14/11/2007	14	6.0	17.0	78	0.0
15/11/2007	15	7.0	17.0	89	4.0
16/11/2007	16	6.0	16.0	93	3.0
17/11/2007	17	7.0	18.0	84	4.5
18/11/2007	18	8.0	19.0	84	0.0
19/11/2007	19	9.0	19.0	81	2.5
20/11/2007	20	5.0	17.0	93	3.0
21/11/2007	21	9.0	17.0	71	2.0
22/11/2007	22	8.0	17.0	82	2.5
23/11/2007	23	9.0	16.0	90	1.0
24/11/2007	24	8.0	16.0	94	0.0
25/11/2007	25	9.0	17.0	90	0.0
26/11/2007	26	8.0	18.0	87	0.0
27/11/2007	27	8.0	18.0	86	0.0
28/11/2007	28	9.0	17.0	86	0.0
29/11/2007	29	9.0	18.0	90	0.0
30/11/2007	30	9.0	17.0	93	0.0
1° Dec		7.5	17.1	78	34.5
2° Dec		7.1	17.4	86	18.5
3° Dec		8.6	17.1	87	5.5
Promedio		7.7	17.2	84	58.5
Del total		5.0	19.0		

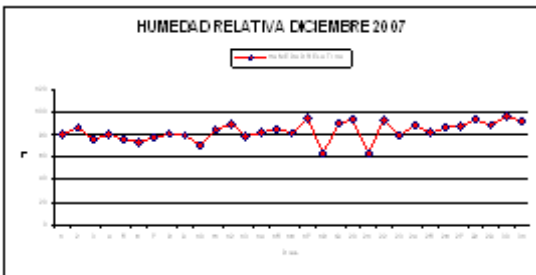



### INFORME AGROMETEOROLOGICO DIARIO

DRA  
PROVINCIA  
MES

ANCASH  
CORONGO  
DICIEMBRE 2007

Fecha	Dia	T° Mínima	T° Máxima	H. RELATIVA	T.Precipitacion
01/12/2007	1	4.0	18.0	80	0.0
02/12/2007	2	2.0	17.0	86	0.0
03/12/2007	3	1.0	17.0	77	0.0
04/12/2007	4	1.0	17.0	81	0.0
05/12/2007	5	1.0	16.0	76	0.0
06/12/2007	6	3.0	16.0	73	0.0
07/12/2007	7	4.0	17.0	77	0.0
08/12/2007	8	4.0	16.0	81	0.0
09/12/2007	9	7.0	18.0	80	0.0
10/12/2007	10	3.0	18.0	71	0.0
11/12/2007	11	5.0	16.0	84	3.5
12/12/2007	12	8.0	16.0	90	0.0
13/12/2007	13	9.0	17.0	79	0.0
14/12/2007	14	8.0	17.0	82	0.0
15/12/2007	15	9.0	16.0	86	0.0
16/12/2007	16	7.0	17.0	82	0.0
17/12/2007	17	8.0	21.0	95	0.0
18/12/2007	18	5.0	18.0	64	0.0
19/12/2007	19	6.0	17.0	90	0.0
20/12/2007	20	8.0	16.0	93	1.5
21/12/2007	21	6.0	17.0	64	2.5
22/12/2007	22	8.0	16.0	93	3.5
23/12/2007	23	10.0	19.0	80	1.0
24/12/2007	24	8.0	17.0	89	0.0
25/12/2007	25	5.0	17.0	129	0.0
26/12/2007	26	6.0	18.0	86	13.0
27/12/2007	27	8.0	19.0	87	9.0
28/12/2007	28	9.0	15.0	93	6.5
29/12/2007	29	9.0	15.0	88	9.0
30/12/2007	30	8.0	15.0	96	1.0
31/12/2007	31	11.0	15.0	93	0.0
1° Dec		3.0	17.0	78	0.0
2° Dec		7.3	17.1	84	5.0
3° Dec		8.0	16.6	91	45.5
Promedio		6.2	16.9	85	50.5
Del total		1.0	21.0		

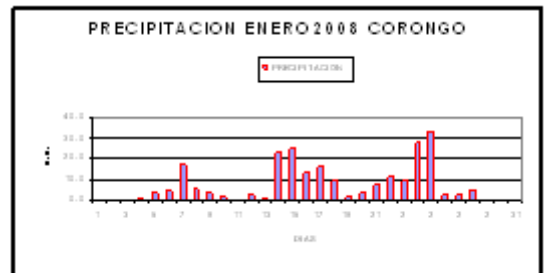
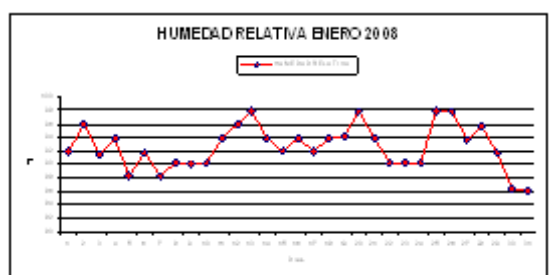



### INFORME AGROMETEOROLOGICO DIARIO

DRA  
PROVINCIA  
MES

ANCASH  
CORONGO  
ENERO 2008

Fecha	Dia	T° Mínima	T° Máxima	H. RELATIVA	T.Precipitacion
01/01/2008	1	8.0	18.0	92	0.0
02/01/2008	2	9.0	16.0	96	0.0
03/01/2008	3	7.0	16.0	92	0.0
04/01/2008	4	6.0	17.0	94	1.0
05/01/2008	5	7.0	20.0	100	3.5
06/01/2008	6	9.0	19.0	92	5.0
07/01/2008	7	7.0	19.0	112	17.0
08/01/2008	8	8.0	18.0	90	6.0
09/01/2008	9	7.0	19.0	90	4.0
10/01/2008	10	7.0	18.0	90	2.0
11/01/2008	11	11.0	17.0	94	0.0
12/01/2008	12	7.0	17.0	96	2.5
13/01/2008	13	7.0	15.0	98	1.0
14/01/2008	14	9.0	16.0	94	23.0
15/01/2008	15	9.0	17.0	92	25.0
16/01/2008	16	7.0	16.0	94	13.0
17/01/2008	17	8.0	17.0	92	16.5
18/01/2008	18	8.0	17.0	122	9.5
19/01/2008	19	8.0	18.0	94	2.0
20/01/2008	20	10.0	15.0	98	3.5
21/01/2008	21	9.0	17.0	64	8.0
22/01/2008	22	10.0	18.0	90	11.0
23/01/2008	23	10.0	18.0	90	10.0
24/01/2008	24	9.0	17.0	90	28.0
25/01/2008	25	8.0	14.0	98	33.0
26/01/2008	26	8.0	13.0	65	3.0
27/01/2008	27	9.0	14.0	94	2.5
28/01/2008	28	8.0	13.0	96	5.0
29/01/2008	29	8.0	17.0	92	0.0
30/01/2008	30	5.0	19.0	86	0.0
31/01/2008	31	4.0	19.0	86	0.0
1° Dec		7.5	18.0	95	38.5
2° Dec		8.4	16.5	97	96.0
3° Dec		8.0	16.3	86	100.5
Promedio		8.0	16.9	93	235.0
Del total		4.0	20.0		

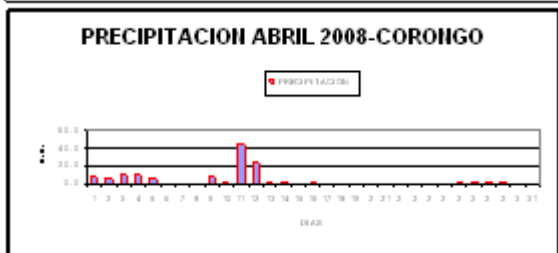
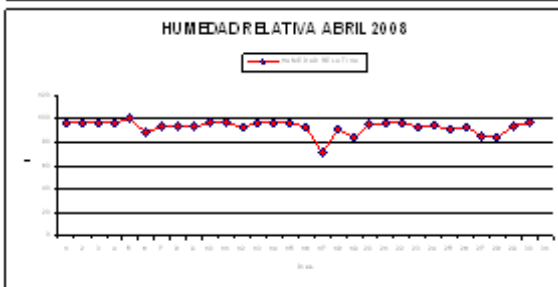





### INFORME AGROMETEOROLOGICO DIARIO

DRA  
PROVINCIA ANCASH  
CORONGO  
MES ABRIL 2008

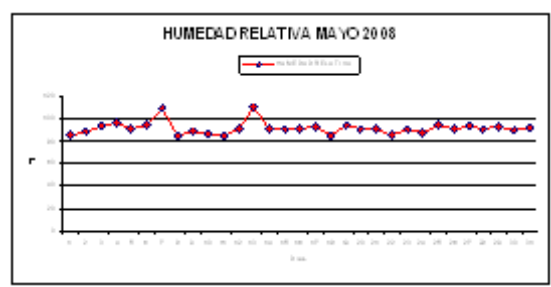

Fecha	Dia	T° Mínima	T° Máxima	H. RELATIVA	T.Precipitacion
01/04/2008	1	9.0	12.0	97	9.0
02/04/2008	2	8.0	11.0	97	6.5
03/04/2008	3	8.0	11.0	97	12.0
04/04/2008	4	8.0	11.0	97	10.5
05/04/2008	5	8.0	11.0	100	7.0
06/04/2008	6	9.0	14.0	89	0.0
07/04/2008	7	5.0	14.0	93	1.0
08/04/2008	8	6.0	14.0	93	1.0
09/04/2008	9	7.0	14.0	93	8.0
10/04/2008	10	8.0	13.0	97	3.0
11/04/2008	11	8.0	13.0	97	45.5
12/04/2008	12	8.0	14.0	93	25.0
13/04/2008	13	5.0	15.0	97	3.0
14/04/2008	14	7.0	14.0	97	1.5
15/04/2008	15	8.0	14.0	97	0.0
16/04/2008	16	8.0	15.0	94	2.0
17/04/2008	17	7.0	16.0	72	0.0
18/04/2008	18	6.0	19.0	91	0.0
19/04/2008	19	6.0	19.0	84	0.0
20/04/2008	20	6.0	16.0	96	0.0
21/04/2008	21	6.0	16.0	97	0.0
22/04/2008	22	5.0	15.0	97	0.0
23/04/2008	23	6.0	16.0	94	0.0
24/04/2008	24	6.0	16.0	94	0.0
25/04/2008	25	9.0	16.0	91	1.0
26/04/2008	26	6.0	16.0	94	2.0
27/04/2008	27	7.0	18.0	86	3.0
28/04/2008	28	9.0	16.0	85	1.5
29/04/2008	29	9.0	16.0	94	2.0
30/04/2008	30	8.0	16.0	97	0.0
1° Dec					
		7.6	12.5	95	58.0
2° Dec					
		6.9	15.5	92	77.0
3° Dec					
		7.1	16.1	93	9.5
Promedio					
		7.2	14.7	93	144.5
Del total					
		5.0	19.0		



### INFORME AGROMETEOROLOGICO DIARIO

DRA  
PROVINCIA ANCASH  
CORONGO  
MES MAYO 2008

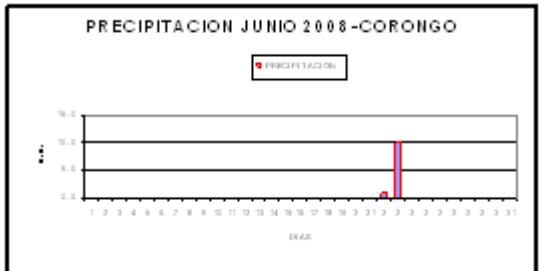
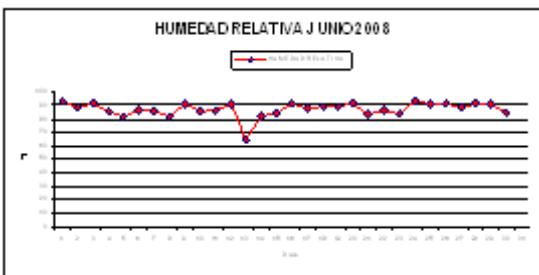

Fecha	Dia	T° Mínima	T° Máxima	H. RELATIVA	T.Precipitacion
01/05/2008	1	9.0	18.0	86	0.0
02/05/2008	2	8.0	18.0	88	0.0
03/05/2008	3	5.0	16.0	94	0.0
04/05/2008	4	7.0	16.0	97	0.0
05/05/2008	5	8.0	16.0	91	0.0
06/05/2008	6	5.0	16.0	94	0.0
07/05/2008	7	4.0	16.0	110	0.0
08/05/2008	8	5.0	18.0	86	0.0
09/05/2008	9	7.0	18.0	89	0.0
10/05/2008	10	7.0	19.0	86	0.0
11/05/2008	11	6.0	18.0	86	4.5
12/05/2008	12	5.0	16.0	91	0.0
13/05/2008	13	7.0	16.0	111	3.0
14/05/2008	14	6.0	16.0	91	0.0
15/05/2008	15	7.0	16.0	91	3.5
16/05/2008	16	6.0	17.0	91	0.0
17/05/2008	17	7.0	17.0	94	0.0
18/05/2008	18	6.0	18.0	86	0.0
19/05/2008	19	3.0	18.0	94	0.0
20/05/2008	20	5.0	18.0	92	0.0
21/05/2008	21	4.0	16.0	91	0.0
22/05/2008	22	3.0	18.0	86	0.0
23/05/2008	23	4.0	16.0	91	0.0
24/05/2008	24	3.0	17.0	88	0.0
25/05/2008	25	3.0	16.0	94	0.0
26/05/2008	26	4.0	16.0	91	0.0
27/05/2008	27	2.0	15.0	94	0.0
28/05/2008	28	5.0	16.0	91	0.0
29/05/2008	29	5.0	15.0	94	0.0
30/05/2008	30	5.0	14.0	90	0.0
31/05/2008	31	5.0	15.0	93	0.0
1° Dec					
		6.5	17.1	92	0.0
2° Dec					
		5.8	17.0	93	11.0
3° Dec					
		3.9	15.8	91	0.0
Promedio					
		5.4	16.6	92	11.0
Del total					
		2.0	19.0		



### INFORME AGROMETEOROLOGICO DIARIO

DRA  
PROVINCIA ANCASH  
MES CORONGO  
JUNIO 2008

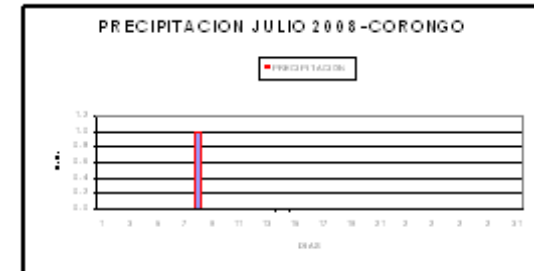
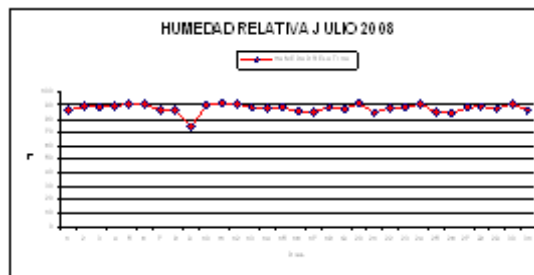

Fecha	Dia	T° Mínima	T° Máxima	H. RELATIVA	T.Precipitacion
01/06/2008	1	5.0	16.0	93	0.0
02/06/2008	2	4.0	17.0	88	0.0
03/06/2008	3	5.0	17.0	92	0.0
04/06/2008	4	1.0	16.0	86	0.0
05/06/2008	5	1.0	19.0	81	0.0
06/06/2008	6	1.0	19.0	86	0.0
07/06/2008	7	2.0	18.0	86	0.0
08/06/2008	8	2.0	18.0	81	0.0
09/06/2008	9	3.0	17.0	91	0.0
10/06/2008	10	3.0	18.0	86	0.0
11/06/2008	11	2.0	17.0	87	0.0
12/06/2008	12	4.0	18.0	91	0.0
13/06/2008	13	4.0	18.0	64	0.0
14/06/2008	14	5.0	18.0	82	0.0
15/06/2008	15	7.0	17.0	84	0.0
16/06/2008	16	6.0	17.0	91	0.0
17/06/2008	17	8.0	17.0	87	0.0
18/06/2008	18	4.0	16.0	90	0.0
19/06/2008	19	3.0	17.0	90	0.0
20/06/2008	20	3.0	17.0	92	0.0
21/06/2008	21	3.0	17.0	84	0.0
22/06/2008	22	2.0	16.0	86	1.0
23/06/2008	23	8.0	16.0	83	10.0
24/06/2008	24	7.0	15.0	94	0.0
25/06/2008	25	5.0	17.0	92	0.0
26/06/2008	26	6.0	17.0	91	0.0
27/06/2008	27	5.0	18.0	88	0.0
28/06/2008	28	4.0	18.0	91	0.0
29/06/2008	29	4.0	18.0	91	0.0
30/06/2008	30	5.0	18.0	84	0.0
1° Dec		2.7	17.5	87	0.0
2° Dec		4.6	17.2	86	0.0
3° Dec		4.9	17.0	88	11.0
Promedio		4.1	17.2	87	11.0
Del total		1.0	19.0		



### INFORME AGROMETEOROLOGICO DIARIO

DRA  
PROVINCIA ANCASH  
MES CORONGO  
JULIO 2008

Fecha	Dia	T° Mínima	T° Máxima	H. RELATIVA	T.Precipitacion
01/07/2008	1	1.0	17.0	86	0.0
02/07/2008	2	1.0	16.0	89	0.0
03/07/2008	3	1.0	16.0	89	0.0
04/07/2008	4	1.0	16.0	89	0.0
05/07/2008	5	1.0	16.0	91	0.0
06/07/2008	6	0.0	16.0	91	0.0
07/07/2008	7	1.0	17.0	87	0.0
08/07/2008	8	2.0	17.0	87	1.0
09/07/2008	9	3.0	16.0	74	0.0
10/07/2008	10	4.0	16.0	91	0.0
11/07/2008	11	7.0	17.0	91	0.0
12/07/2008	12	6.0	17.0	91	0.0
13/07/2008	13	5.0	17.0	88	0.0
14/07/2008	14	4.0	17.0	88	0.0
15/07/2008	15	5.0	17.0	88	0.0
16/07/2008	16	5.0	17.0	85	0.0
17/07/2008	17	3.0	17.0	85	0.0
18/07/2008	18	3.0	17.0	88	0.0
19/07/2008	19	3.0	17.0	87	0.0
20/07/2008	20	2.0	18.0	92	0.0
21/07/2008	21	3.0	18.0	84	0.0
22/07/2008	22	5.0	18.0	89	0.0
23/07/2008	23	6.0	18.0	89	0.0
24/07/2008	24	5.0	17.0	91	0.0
25/07/2008	25	5.0	18.0	85	0.0
26/07/2008	26	5.0	18.0	85	0.0
27/07/2008	27	4.0	18.0	89	0.0
28/07/2008	28	6.0	15.0	90	0.0
29/07/2008	29	5.0	17.0	87	0.0
30/07/2008	30	5.0	17.0	91	0.0
31/07/2008	31	2.0	19.0	86	0.0
1° Dec		1.5	16.3	88	1.0
2° Dec		4.3	17.1	88	0.0
3° Dec		4.6	17.5	88	0.0
Promedio		3.5	17.0	88	1.0
Del total		0.0	19.0		



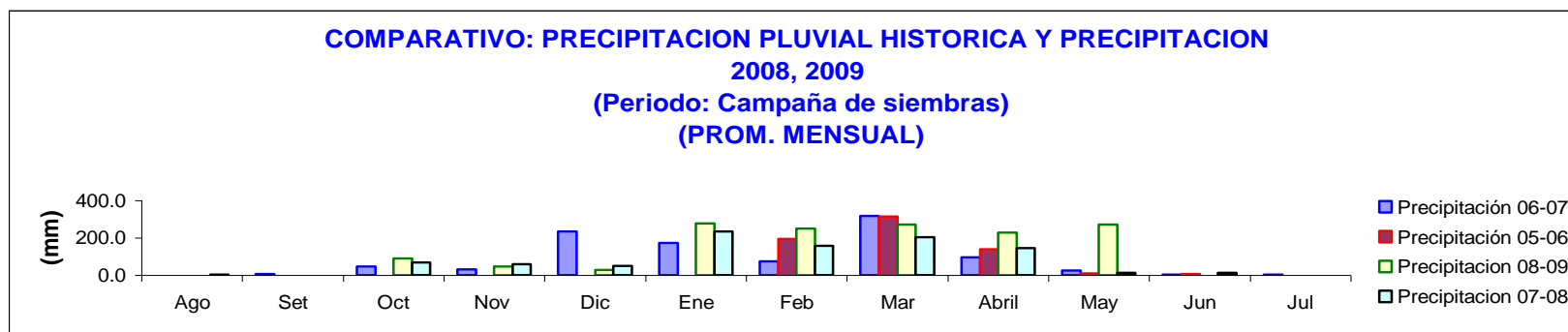
## CUADRO RESUMEN

### Información Metereológica Mensual por Campaña de Siembras

**Estación:** DRA Ancash  
**Departamento:** Ancash  
**Provincia:** Corongo  
**Distrito:** Corongo

**Latitud:** 08°33'58.9" Sur Sur EPE 4 METROS  
**Longitud:** 77°54'13.8" Oeste Oeste  
**Altitud:** 3,180 m.s.n.m. m.s.n.m.  
**Campaña** 2008-2009

Variable	2008-2009											
	Ago	Set	Oct	Nov	Dic	Ene	Feb	Mar	Abril	May	Jun	Jul
<b>T° máxima promedio (°C)</b>	17.4	17.6	17.2	16.6	17.0	16.8	15.1	15.9	16.87	17.5	18.3	17.5
<b>T° máxima absoluta (°C)</b>	19.0	19.0	19.0	19.0	18.0	19.0	17.0	17.0	19.00	19.0	20.0	19.0
<b>T° mínima promedio (°C)</b>	4.1	4.8	6.9	7.6	6.1	8.2	8.6	9.0	8.13	5.6	4.9	4.9
<b>T° mínima absoluta (°C)</b>	2.0	2.0	4.0	5.0	1.0	4.0	6.0	6.0	5.00	3.0	3.0	2.0
<b>T° promedio (°C)</b>	12.1	12.4	12.8	12.5	12.4	12.4	11.7	12.3	12.84	12.3	12.1	12.3
<b>HR promedio 07 horas (%)</b>	94	92.1	88	98	92	97	97	100	98.67	97	98	96
<b>HR promedio 13 horas (%)</b>	80	81.5	80	86	80	80	82	85	77.49	74	72	76
<b>HR promedio 19 horas (%)</b>	91	86.7	91	94	92	97	98	95	96.09	96	92	89
<b>HR promedio (%)</b>	88	86.8	87	93	88	91	92	93	90.75	89	87	87
<b>Precipitación 08-09 (mm)</b>	0	0.0	90	47	27	276	249	271	226.50	271	0	0
<b>Precipitación 07-08 (mm)</b>	2.50	0.00	69.00	58.50	50.50	235.00	157.00	203.50	144.50	11.00	11.00	1.00
<b>Precipitación 06-07 (mm)</b>	1.5	7.6	47.5	32.0	232.9	173.5	74.1	315.5	96.00	23.5	4.5	2.0
<b>Precipitación 05-06 (mm)</b>							194.6	313.6	140.00	8	6.1	0.0



**INFORME AGROMETEOROLOGICO MENSUAL**

DRA  
PROVINCIA  
MES

ANCASH  
CORONGO  
AGOSTO 2008

Fecha	Dia	T° Mínima	T° Máxima	H. RELATIVA	T.Precipitacion
01/08/2008	1	2,0	16,0	94	0,0
02/08/2008	2	2,0	19,0	83	0,0
03/08/2008	3	5,0	19,0	83	0,0
04/08/2008	4	5,0	19,0	89	0,0
05/08/2008	5	7,0	17,0	91	0,0
06/08/2008	6	3,0	18,0	75	0,0
07/08/2008	7	4,0	19,0	82	0,0
08/08/2008	8	5,0	17,0	88	0,0
09/08/2008	9	6,0	17,0	88	0,0
10/08/2008	10	7,0	19,0	86	0,0
11/08/2008	11	3,0	18,0	86	0,0
12/08/2008	12	3,0	18,0	89	0,0
13/08/2008	13	4,0	18,0	89	0,0
14/08/2008	14	2,0	18,0	87	0,0
15/08/2008	15	3,0	18,0	87	0,0
16/08/2008	16	2,0	17,0	87	0,0
17/08/2008	17	2,0	17,0	91	0,0
18/08/2008	18	2,0	17,0	98	0,0
19/08/2008	19	5,0	17,0	94	0,0
20/08/2008	20	5,0	18,0	90	0,0
21/08/2008	21	5,0	18,0	84	0,0
22/08/2008	22	5,0	16,0	91	0,0
23/08/2008	23	4,0	17,0	94	0,0
24/08/2008	24	5,0	17,0	94	0,0
25/08/2008	25	5,0	17,0	91	0,0
26/08/2008	26	5,0	17,0	91	0,0
27/08/2008	27	5,0	17,0	91	0,0
28/08/2008	28	3,0	16,0	90	0,0
29/08/2008	29	4,0	16,0	86	0,0
30/08/2008	30	6,0	16,0	86	0,0
31/08/2008	31	5,0	17,0	87	0,0
1° Dec		4,6	18,0	86	0,0
2° Dec		3,1	17,6	90	0,0
3° Dec		4,7	16,7	90	0,0
Promedio		4,2	17,4	88	0,0
Del total		2,0	19,0		


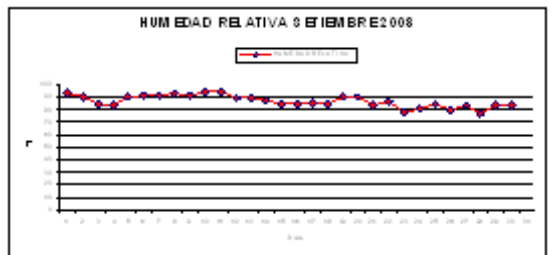
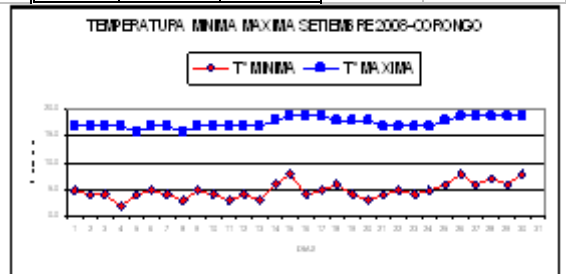


**INFORME AGROMETEOROLOGICO MENSUAL**

DRA  
PROVINCIA  
MES

ANCASH  
CORONGO  
SETIEMBRE 2008

Fecha	Dia	T° Mínima	T° Máxima	H. RELATIVA	T.Precipitacion
01/09/2008	1	5,0	17,0	93	0,0
02/09/2008	2	4,0	17,0	90	0,0
03/09/2008	3	4,0	17,0	84	0,0
04/09/2008	4	2,0	17,0	84	0,0
05/09/2008	5	4,0	16,0	91	0,0
06/09/2008	6	5,0	17,0	91	0,0
07/09/2008	7	4,0	17,0	91	0,0
08/09/2008	8	3,0	16,0	94	0,0
09/09/2008	9	5,0	17,0	91	0,0
10/09/2008	10	4,0	17,0	94	0,0
11/09/2008	11	3,0	17,0	94	0,0
12/09/2008	12	4,0	17,0	90	0,0
13/09/2008	13	3,0	17,0	90	0,0
14/09/2008	14	6,0	18,0	87	0,0
15/09/2008	15	8,0	19,0	85	0,0
16/09/2008	16	4,0	19,0	85	0,0
17/09/2008	17	5,0	19,0	86	0,0
18/09/2008	18	6,0	18,0	84	0,0
19/09/2008	19	4,0	18,0	90	0,0
20/09/2008	20	3,0	18,0	90	0,0
21/09/2008	21	4,0	17,0	83	0,0
22/09/2008	22	5,0	17,0	87	0,0
23/09/2008	23	4,0	17,0	78	0,0
24/09/2008	24	5,0	17,0	81	0,0
25/09/2008	25	6,0	18,0	84	0,0
26/09/2008	26	8,0	19,0	80	0,0
27/09/2008	27	6,0	19,0	83	0,0
28/09/2008	28	7,0	19,0	77	0,0
29/09/2008	29	6,0	19,0	83	0,0
30/09/2008	30	8,0	19,0	83	0,0
1° Dec		4,0	16,8	90	0,0
2° Dec		4,6	18,0	88	0,0
3° Dec		5,9	18,1	82	0,0
Promedio		4,8	17,6	87	0,0
Del total		2,0	19,0		

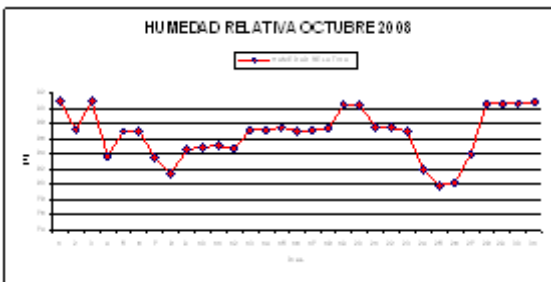



**INFORME AGROMETEOROLOGICO MENSUAL**

DRA  
PROVINCIA  
MES

ANCASH  
CORONGO  
OCTUBRE 2008

Fecha	Dia	T° Mínima	T° Máxima	H. RELATIVA	T.Precipitacion
01/10/2008	1	6,0	17,0	91	0,0
02/10/2008	2	5,0	17,0	87	2,0
03/10/2008	3	4,0	17,0	91	0,0
04/10/2008	4	5,0	17,0	84	0,0
05/10/2008	5	5,0	16,0	87	7,0
06/10/2008	6	6,0	16,0	87	30,0
07/10/2008	7	7,0	17,0	84	0,0
08/10/2008	8	8,0	18,0	82	0,0
09/10/2008	9	7,0	18,0	85	0,0
10/10/2008	10	8,0	19,0	85	0,0
11/10/2008	11	9,0	19,0	85	0,0
12/10/2008	12	6,0	19,0	85	0,0
13/10/2008	13	5,0	18,0	87	0,0
14/10/2008	14	5,0	18,0	87	0,0
15/10/2008	15	8,0	18,0	87	1,5
16/10/2008	16	7,0	16,0	87	0,0
17/10/2008	17	6,0	17,0	87	0,0
18/10/2008	18	9,0	16,0	87	0,5
19/10/2008	19	8,0	16,0	90	0,0
20/10/2008	20	7,0	17,0	90	0,0
21/10/2008	21	7,0	17,0	87	0,0
22/10/2008	22	8,0	17,0	87	0,0
23/10/2008	23	7,0	16,0	87	0,0
24/10/2008	24	6,0	18,0	82	1,5
25/10/2008	25	5,0	19,0	80	1,0
26/10/2008	26	7,0	19,0	80	9,0
27/10/2008	27	9,0	16,0	84	5,0
28/10/2008	28	9,0	16,0	91	8,0
29/10/2008	29	10,0	16,0	91	5,0
30/10/2008	30	9,0	16,0	91	14,0
31/10/2008	31	9,0	16,0	91	5,0
1° Dec		6,1	17,2	86	39,0
2° Dec		7,0	17,4	87	2,0
3° Dec		7,8	16,9	86	48,5
Promedio		7,0	17,2	87	89,5
Del total		4,0	19,0		

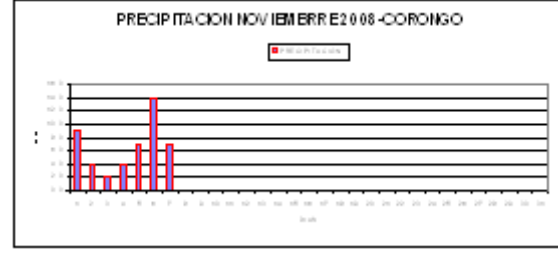
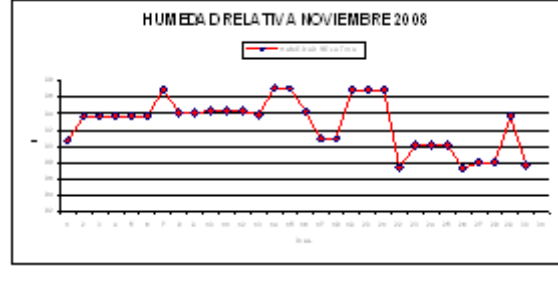
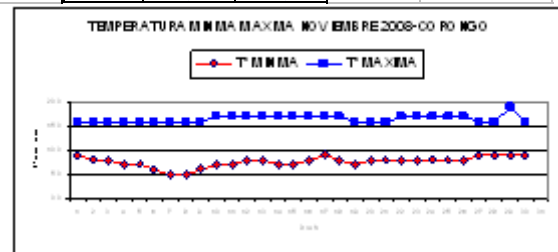


**INFORME AGROMETEOROLOGICO MENSUAL**

DRA  
PROVINCIA  
MES

ANCASH  
CORONGO  
NOVIEMBRE 2008

Fecha	Dia	T° Mínima	T° Máxima	H. RELATIVA	T.Precipitacion
01/11/2008	1	9,0	16,0	91	9,0
02/11/2008	2	8,0	16,0	94	4,0
03/11/2008	3	8,0	16,0	94	2,0
04/11/2008	4	7,0	16,0	94	4,0
05/11/2008	5	7,0	16,0	94	7,0
06/11/2008	6	6,0	16,0	94	14,0
07/11/2008	7	5,0	16,0	97	7,0
08/11/2008	8	5,0	16,0	94	0,0
09/11/2008	9	6,0	16,0	94	0,0
10/11/2008	10	7,0	17,0	94	0,0
11/11/2008	11	7,0	17,0	94	0,0
12/11/2008	12	8,0	17,0	94	0,0
13/11/2008	13	8,0	17,0	94	0,0
14/11/2008	14	7,0	17,0	97	0,0
15/11/2008	15	7,0	17,0	97	0,0
16/11/2008	16	8,0	17,0	94	0,0
17/11/2008	17	9,0	17,0	91	0,0
18/11/2008	18	8,0	17,0	91	0,0
19/11/2008	19	7,0	16,0	97	0,0
20/11/2008	20	8,0	16,0	97	0,0
21/11/2008	21	8,0	16,0	97	0,0
22/11/2008	22	8,0	17,0	87	0,0
23/11/2008	23	8,0	17,0	90	0,0
24/11/2008	24	8,0	17,0	90	0,0
25/11/2008	25	8,0	17,0	90	0,0
26/11/2008	26	8,0	17,0	87	0,0
27/11/2008	27	9,0	16,0	88	0,0
28/11/2008	28	9,0	16,0	88	0,0
29/11/2008	29	9,0	19,0	94	0,0
30/11/2008	30	9,0	16,0	88	0,0
1° Dec		6,8	16,1	94	47,0
2° Dec		7,7	16,8	95	0,0
3° Dec		8,4	16,8	90	0,0
Promedio		7,6	16,6	93	47,0
Del total		5,0	19,0		



**INFORME AGROMETEOROLOGICO MENSUAL**

DRA  
PROVINCIA  
MES

ANCASH  
CORONGO  
DICIEMBRE 2008

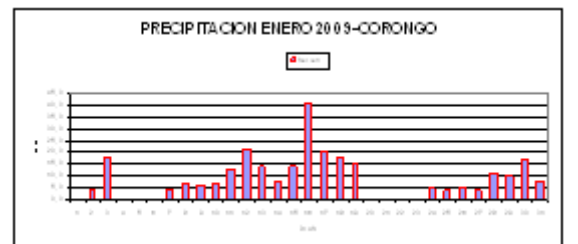
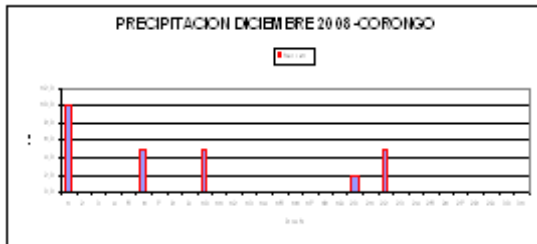
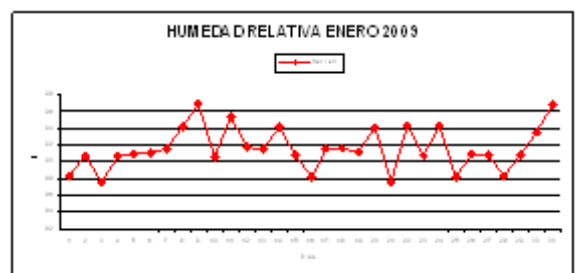
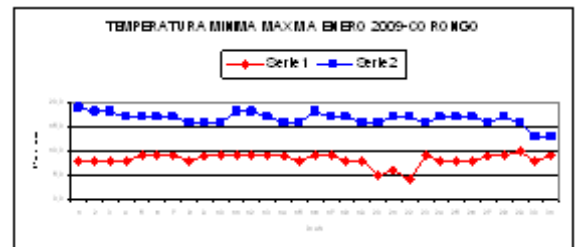

Fecha	Dia	T° Mínima	T° Máxima	H. RELATIVA	T.Precipitacion
01/12/2008	1	8,0	16,0	87	10,0
02/12/2008	2	8,0	13,0	93	0,0
03/12/2008	3	6,0	17,0	91	0,0
04/12/2008	4	8,0	17,0	81	0,0
05/12/2008	5	8,0	17,0	87	0,0
06/12/2008	6	8,0	17,0	88	5,0
07/12/2008	7	8,0	17,0	92	0,0
08/12/2008	8	8,0	17,0	91	0,0
09/12/2008	9	8,0	18,0	85	0,0
10/12/2008	10	10,0	18,0	88	5,0
11/12/2008	11	6,0	17,0	91	0,0
12/12/2008	12	8,0	16,0	87	0,0
13/12/2008	13	6,0	17,0	88	0,0
14/12/2008	14	4,0	17,0	87	0,0
15/12/2008	15	5,0	18,0	85	0,0
16/12/2008	16	6,0	18,0	88	0,0
17/12/2008	17	8,0	18,0	89	0,0
18/12/2008	18	9,0	18,0	89	0,0
19/12/2008	19	5,0	18,0	88	0,0
20/12/2008	20	3,0	18,0	88	2,0
21/12/2008	21	5,0	16,0	93	0,0
22/12/2008	22	9,0	16,0	94	5,0
23/12/2008	23	9,0	15,0	93	0,0
24/12/2008	24	4,0	16,0	86	0,0
25/12/2008	25	4,0	16,0	79	0,0
26/12/2008	26	3,0	17,0	91	0,0
27/12/2008	27	1,0	18,0	88	0,0
28/12/2008	28	2,0	18,0	85	0,0
29/12/2008	29	3,0	17,0	84	0,0
30/12/2008	30	3,0	18,0	84	0,0
31/12/2008	31	9,0	18,0	84	0,0
1° Dec		8,0	16,7	88	20,0
2° Dec		6,0	17,5	88	2,0
3° Dec		4,7	16,8	88	5,0
Promedio		6,2	17,0	88	27,0
Del total		1,0	18,0		

**INFORME AGROMETEOROLOGICO MENSUAL**

DRA  
PROVINCIA  
MES

ANCASH  
CORONGO  
ENERO 2009

Fecha	Dia	T° Mínima	T° Máxima	H. RELATIVA	T.Precipitacion
01/01/2009	1	8,0	19,0	88	0,0
02/01/2009	2	8,0	18,0	91	4,0
03/01/2009	3	8,0	18,0	88	18,0
04/01/2009	4	8,0	17,0	91	0,0
05/01/2009	5	9,0	17,0	91	0,0
06/01/2009	6	9,0	17,0	91	0,0
07/01/2009	7	9,0	17,0	92	4,0
08/01/2009	8	8,0	16,0	94	7,0
09/01/2009	9	9,0	16,0	97	6,0
10/01/2009	10	9,0	16,0	91	7,0
11/01/2009	11	9,0	18,0	95	13,0
12/01/2009	12	9,0	18,0	92	21,5
13/01/2009	13	9,0	17,0	92	14,0
14/01/2009	14	9,0	16,0	94	8,0
15/01/2009	15	8,0	16,0	91	14,0
16/01/2009	16	9,0	18,0	88	41,0
17/01/2009	17	9,0	17,0	92	21,0
18/01/2009	18	8,0	17,0	92	18,0
19/01/2009	19	8,0	16,0	91	15,0
20/01/2009	20	5,0	16,0	94	0,0
21/01/2009	21	6,0	17,0	87	0,0
22/01/2009	22	4,0	17,0	94	0,0
23/01/2009	23	9,0	16,0	91	0,0
24/01/2009	24	8,0	17,0	94	5,0
25/01/2009	25	8,0	17,0	88	4,0
26/01/2009	26	8,0	17,0	91	5,0
27/01/2009	27	9,0	16,0	91	4,0
28/01/2009	28	9,0	17,0	88	11,0
29/01/2009	29	10,0	16,0	91	10,0
30/01/2009	30	8,0	13,0	94	17,2
31/01/2009	31	9,0	13,0	97	8,0
1° Dec		8,5	17,1	91	46,0
2° Dec		8,3	16,9	92	165,5
3° Dec		8,0	16,0	91	64,2
Promedio		8,3	16,6	92	275,7
Del total		4,0	19,0		



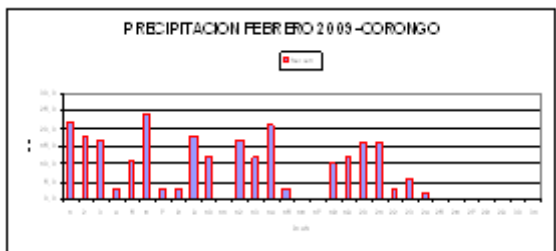
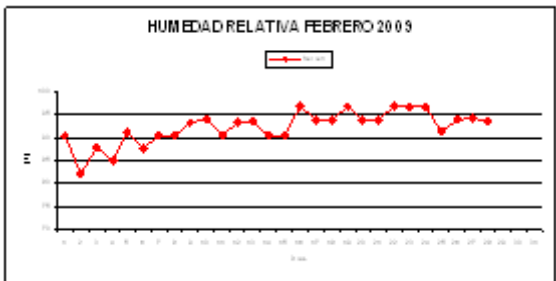
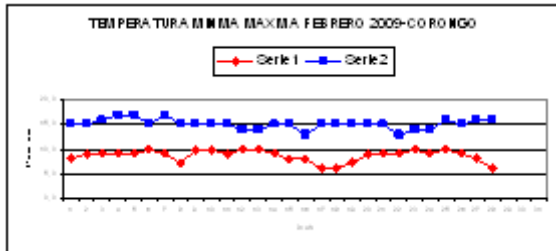
**INFORME AGROMETEOROLOGICO MENSUAL**

DRA  
PROVINCIA  
MES

ANCASH  
CORONGO  
FEBRERO 2009

Fecha	Dia	T° Mínima	T° Máxima	H. RELATIVA	T.Precipitacion
01/02/2009	1	8,0	15,0	90	22,0
02/02/2009	2	9,0	15,0	82	18,0
03/02/2009	3	9,0	16,0	88	17,0
04/02/2009	4	9,0	17,0	85	3,0
05/02/2009	5	9,0	17,0	91	11,0
06/02/2009	6	10,0	15,0	88	24,0
07/02/2009	7	9,0	17,0	90	3,0
08/02/2009	8	7,0	15,0	90	3,0
09/02/2009	9	10,0	15,0	93	18,0
10/02/2009	10	10,0	15,0	94	12,0
11/02/2009	11	9,0	15,0	91	0,0
12/02/2009	12	10,0	14,0	93	17,0
13/02/2009	13	10,0	14,0	94	12,0
14/02/2009	14	9,0	15,0	90	21,0
15/02/2009	15	8,0	15,0	90	3,0
16/02/2009	16	8,0	13,0	97	0,0
17/02/2009	17	6,0	15,0	94	0,0
18/02/2009	18	6,0	15,0	94	10,0
19/02/2009	19	7,0	15,0	97	12,0
20/02/2009	20	9,0	15,0	94	16,0
21/02/2009	21	9,0	15,0	94	16,0
22/02/2009	22	9,0	13,0	97	3,0
23/02/2009	23	10,0	14,0	97	6,0
24/02/2009	24	9,0	14,0	97	2,0
25/02/2009	25	10,0	16,0	91	0,0
26/02/2009	26	9,0	15,0	94	0,0
27/02/2009	27	8,0	16,0	94	0,0
28/02/2009	28	6,0	16,0	94	0,0

1° Dec	9,0	15,7	89	131,0
2° Dec	8,2	14,6	93	91,0
3° Dec	8,8	14,9	95	27,0
Promedio	8,6	15,1	92	249,0
Del total	6,0	17,0		




**INFORME AGROMETEOROLOGICO MENSUAL**

DRA  
PROVINCIA  
MES

ANCASH  
CORONGO  
MARZO 2009

Fecha	Dia	T° Mínima	T° Máxima	H. RELATIVA	T.Precipitacion
01/03/2009	1	10,0	15,0	97	3,0
02/03/2009	2	9,0	15,0	94	3,0
03/03/2009	3	10,0	15,0	97	18,0
04/03/2009	4	9,0	16,0	94	0,0
05/03/2009	5	8,0	17,0	94	6,0
06/03/2009	6	9,0	16,0	94	10,0
07/03/2009	7	10,0	16,0	88	22,0
08/03/2009	8	10,0	16,0	88	12,0
09/03/2009	9	9,0	17,0	91	13,0
10/03/2009	10	10,0	16,0	91	10,0
11/03/2009	11	8,0	17,0	91	10,0
12/03/2009	12	9,0	16,0	91	20,0
13/03/2009	13	10,0	16,0	91	10,0
14/03/2009	14	9,0	17,0	91	14,0
15/03/2009	15	10,0	16,0	91	18,0
16/03/2009	16	10,0	16,0	91	1,0
17/03/2009	17	9,0	16,0	94	0,0
18/03/2009	18	6,0	15,0	91	0,0
19/03/2009	19	8,0	15,0	94	3,0
20/03/2009	20	9,0	16,0	94	1,0
21/03/2009	21	9,0	16,0	91	2,0
22/03/2009	22	7,0	16,0	94	25,0
23/03/2009	23	8,0	16,0	97	0,0
24/03/2009	24	9,0	13,0	97	16,0
25/03/2009	25	6,0	16,0	97	4,0
26/03/2009	26	10,0	16,0	97	5,0
27/03/2009	27	10,0	16,0	94	2,0
28/03/2009	28	9,0	16,0	97	8,0
29/03/2009	29	10,0	16,0	97	6,0
30/03/2009	30	10,0	16,0	94	6,0
31/03/2009	31	9,0	16,0	94	23,0

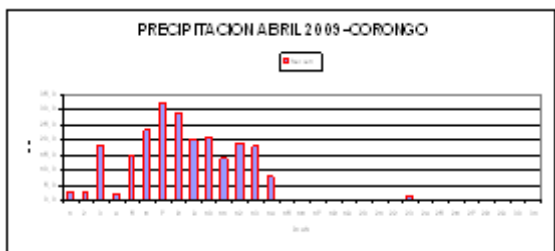
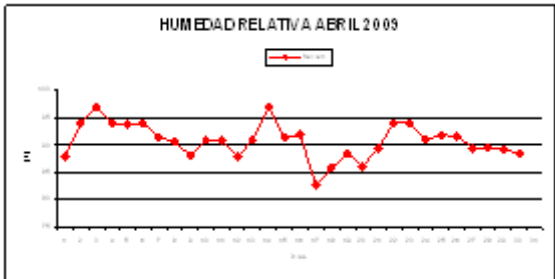
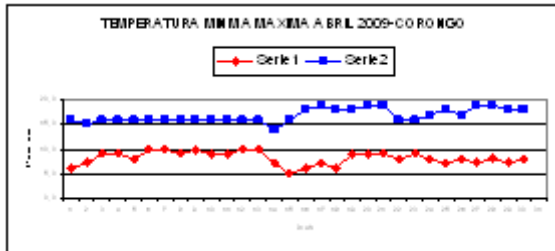
1° Dec	9,4	15,9	93	97,0
2° Dec	8,8	16,0	92	77,0
3° Dec	8,8	15,7	95	97,0
Promedio	9,0	15,9	93	271,0
Del total	6,0	17,0		



**INFORME AGROMETEOROLOGICO MENSUAL**

DRA	ANCASH
PROVINCIA	CORONGO
MES	ABRIL 2009

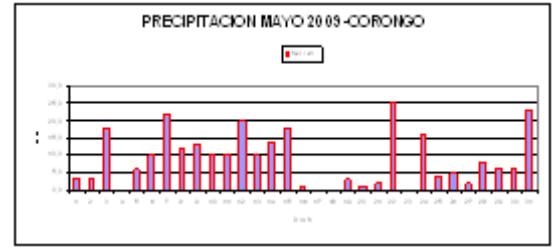
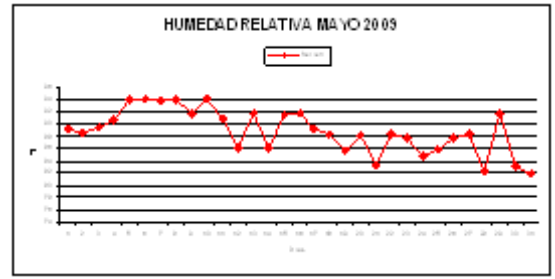
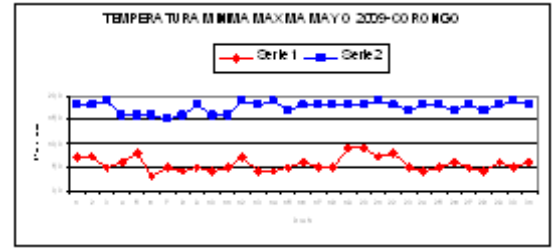
Fecha	Dia	T° Mínima	T° Máxima	H. RELATIVA	T.Precipitacion
01/04/2009	1	6,0	16,0	88	3,0
02/04/2009	2	7,0	15,0	94	3,0
03/04/2009	3	9,0	16,0	97	18,0
04/04/2009	4	9,0	16,0	94	2,0
05/04/2009	5	8,0	16,0	94	15,0
06/04/2009	6	10,0	16,0	94	23,0
07/04/2009	7	10,0	16,0	91	32,0
08/04/2009	8	9,0	16,0	91	29,0
09/04/2009	9	10,0	16,0	88	20,0
10/04/2009	10	9,0	16,0	91	21,0
11/04/2009	11	9,0	16,0	91	14,0
12/04/2009	12	10,0	16,0	88	19,0
13/04/2009	13	10,0	16,0	91	18,0
14/04/2009	14	7,0	14,0	97	8,0
15/04/2009	15	5,0	16,0	91	0,0
16/04/2009	16	6,0	18,0	92	0,0
17/04/2009	17	7,0	19,0	83	0,0
18/04/2009	18	6,0	18,0	86	0,0
19/04/2009	19	9,0	18,0	88	0,0
20/04/2009	20	9,0	19,0	86	0,0
21/04/2009	21	9,0	19,0	89	0,0
22/04/2009	22	8,0	16,0	94	0,0
23/04/2009	23	9,0	16,0	94	1,5
24/04/2009	24	8,0	17,0	91	0,0
25/04/2009	25	7,0	18,0	92	0,0
26/04/2009	26	8,0	17,0	92	0,0
27/04/2009	27	7,0	19,0	89	0,0
28/04/2009	28	8,0	19,0	89	0,0
29/04/2009	29	7,0	18,0	89	0,0
30/04/2009	30	8,0	18,0	88	0,0
<b>Resumen Mensual:</b>					
1° Dec		8,7	15,9	92	166,0
2° Dec		7,8	17,0	89	59,0
3° Dec		7,9	17,7	91	1,5
Promedio		8,1	16,9	91	226,5
Del total		5,0	19,0		



**INFORME AGROMETEOROLOGICO MENSUAL**

DRA	ANCASH
PROVINCIA	CORONGO
MES	MAYO 2009

Fecha	Dia	T° Mínima	T° Máxima	H. RELATIVA	T.Precipitacion
01/05/2009	1	7,0	18,0	89	3,0
02/05/2009	2	7,0	18,0	89	3,0
03/05/2009	3	5,0	19,0	89	18,0
04/05/2009	4	6,0	16,0	91	0,0
05/05/2009	5	8,0	16,0	94	6,0
06/05/2009	6	3,0	16,0	94	10,0
07/05/2009	7	5,0	15,0	94	22,0
08/05/2009	8	4,0	16,0	94	12,0
09/05/2009	9	5,0	18,0	92	13,0
10/05/2009	10	4,0	16,0	94	10,0
11/05/2009	11	5,0	16,0	91	10,0
12/05/2009	12	7,0	19,0	86	20,0
13/05/2009	13	4,0	18,0	92	10,0
14/05/2009	14	4,0	19,0	86	14,0
15/05/2009	15	5,0	17,0	92	18,0
16/05/2009	16	6,0	18,0	92	1,0
17/05/2009	17	5,0	18,0	89	0,0
18/05/2009	18	5,0	18,0	88	0,0
19/05/2009	19	9,0	18,0	86	3,0
20/05/2009	20	9,0	18,0	88	1,0
21/05/2009	21	7,0	19,0	83	2,0
22/05/2009	22	8,0	18,0	88	25,0
23/05/2009	23	5,0	17,0	88	0,0
24/05/2009	24	4,0	18,0	85	16,0
25/05/2009	25	5,0	18,0	86	4,0
26/05/2009	26	6,0	17,0	88	5,0
27/05/2009	27	5,0	18,0	88	2,0
28/05/2009	28	4,0	17,0	82	8,0
29/05/2009	29	6,0	18,0	92	6,0
30/05/2009	30	5,0	19,0	83	6,0
31/05/2009	31	6,0	18,0	82	23,0
<b>Resumen Mensual:</b>					
1° Dec		5,4	16,8	92	97,0
2° Dec		5,9	17,9	89	77,0
3° Dec		5,5	17,9	86	97,0
Promedio		5,6	17,5	89	271,0
Del total		3,0	19,0		

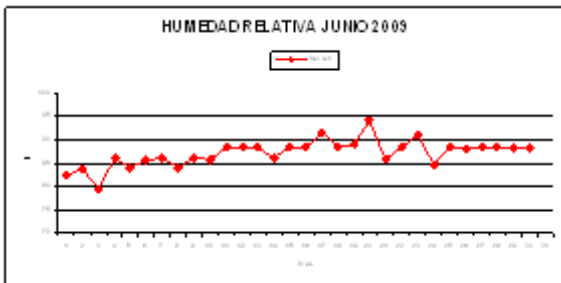
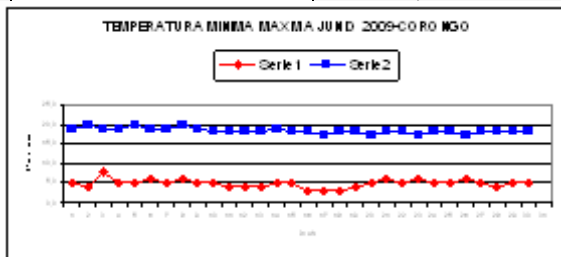


**INFORME AGROMETEOROLOGICO MENSUAL**

DRA  
PROVINCIA  
MES

ANCASH  
CORONGO  
JUNIO 2009

Fecha	Dia	T° Mínima	T° Máxima	H. RELATIVA	T.Precipitacion
01/06/2009	1	5.0	19.0	82	0.0
02/06/2009	2	4.0	20.0	84	0.0
03/06/2009	3	8.0	19.0	80	0.0
04/06/2009	4	5.0	19.0	86	0.0
05/06/2009	5	5.0	20.0	84	0.0
06/06/2009	6	6.0	19.0	86	0.0
07/06/2009	7	5.0	19.0	86	0.0
08/06/2009	8	6.0	20.0	84	0.0
09/06/2009	9	5.0	19.0	86	0.0
10/06/2009	10	5.0	18.0	86	0.0
11/06/2009	11	4.0	18.0	88	0.0
12/06/2009	12	4.0	18.0	88	0.0
13/06/2009	13	4.0	18.0	88	0.0
14/06/2009	14	5.0	19.0	86	0.0
15/06/2009	15	5.0	18.0	88	0.0
16/06/2009	16	3.0	18.0	88	0.0
17/06/2009	17	3.0	17.0	92	0.0
18/06/2009	18	3.0	18.0	88	0.0
19/06/2009	19	4.0	18.0	89	0.0
20/06/2009	20	5.0	17.0	94	0.0
21/06/2009	21	6.0	18.0	86	0.0
22/06/2009	22	5.0	18.0	88	0.0
23/06/2009	23	6.0	17.0	91	0.0
24/06/2009	24	5.0	18.0	85	0.0
25/06/2009	25	5.0	18.0	88	0.0
26/06/2009	26	6.0	17.0	88	0.0
27/06/2009	27	5.0	18.0	88	0.0
28/06/2009	28	4.0	18.0	88	0.0
29/06/2009	29	5.0	18.0	88	0.0
30/06/2009	30	5.0	18.0	88	0.0
1° Dec		5,4	19,2	84	0,0
2° Dec		4,0	17,9	89	0,0
3° Dec		5,2	17,8	88	0,0
Promedio		4,9	18,3	87	0,0
Del total		3,0	20,0		

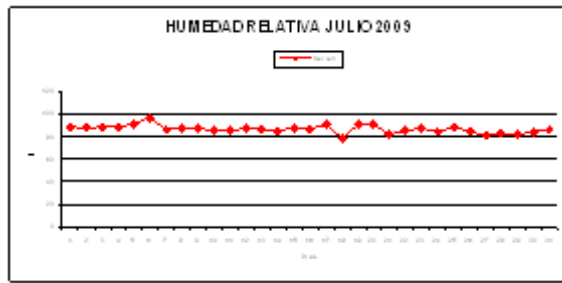



**INFORME AGROMETEOROLOGICO MENSUAL**

DRA  
PROVINCIA  
MES

ANCASH  
CORONGO  
JULIO 2009

Fecha	Dia	T° Mínima	T° Máxima	H. RELATIVA	T.Precipitacion
01/07/2009	1	5.0	18.0	88	0.0
02/07/2009	2	4.0	17.0	88	0.0
03/07/2009	3	5.0	18.0	88	0.0
04/07/2009	4	5.0	18.0	88	0.0
05/07/2009	5	4.0	17.0	91	0.0
06/07/2009	6	8.0	17.0	97	0.0
07/07/2009	7	5.0	19.0	86	0.0
08/07/2009	8	5.0	17.0	88	0.0
09/07/2009	9	7.0	17.0	88	0.0
10/07/2009	10	4.0	17.0	86	0.0
11/07/2009	11	3.0	18.0	85	0.0
12/07/2009	12	2.0	17.0	88	0.0
13/07/2009	13	4.0	17.0	87	0.0
14/07/2009	14	6.0	17.0	85	0.0
15/07/2009	15	6.0	17.0	88	0.0
16/07/2009	16	5.0	19.0	86	0.0
17/07/2009	17	4.0	17.0	91	0.0
18/07/2009	18	5.0	18.0	79	0.0
19/07/2009	19	5.0	18.0	92	0.0
20/07/2009	20	6.0	18.0	92	0.0
21/07/2009	21	6.0	18.0	82	0.0
22/07/2009	22	5.0	18.0	85	0.0
23/07/2009	23	4.0	17.0	88	0.0
24/07/2009	24	5.0	17.0	84	0.0
25/07/2009	25	6.0	18.0	88	0.0
26/07/2009	26	5.0	17.0	84	0.0
27/07/2009	27	5.0	17.0	81	0.0
28/07/2009	28	5.0	18.0	83	0.0
29/07/2009	29	4.0	18.0	82	0.0
30/07/2009	30	5.0	17.0	84	0.0
31/07/2009	31	5.0	17.0	87	0.0
1° Dec		5,2	17,5	89	0,0
2° Dec		4,6	17,6	87	0,0
3° Dec		5,0	17,5	85	0,0
Promedio		4,9	17,5	87	0,0
Del total		2,0	19,0		



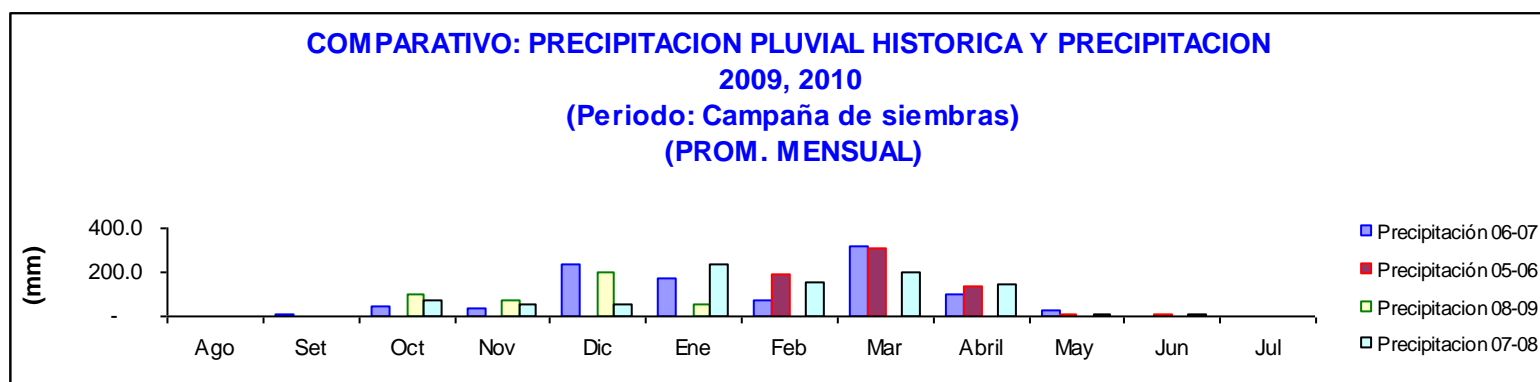
## CUADRO RESUMEN

### Información Metereológica Mensual por Campaña de Siembras

**Estación:** DRA Ancash  
**Departamento:** Ancash  
**Provincia:** Corongo  
**Distrito:** Corongo

**Latitud:** 08°33'58.9" Sur Sur EPE 4 METROS  
**Longitud:** 77°54'13.8" Oeste Oeste  
**Altitud:** 3,180 m.s.n.m. m.s.n.m.  
**Campaña** 2009-2010

Variable	2009-2010											
	Ago	Set	Oct	Nov	Dic	Ene	Feb	Mar	Abril	May	Jun	Jul
T° máxima promedio (°C)	19.1	19.8	19.6	18.5	18.1	17.4						
T° máxima absoluta (°C)	20.0	21.0	21.0	20.0	19.0	19.0						
T° mínima promedio (°C)	5.9	5.3	7.1	7.3	8.2	8.1						
T° mínima absoluta (°C)	3.0	3.0	5.0	1.0	6.0	4.0						
T° promedio (°C)	13.5	13.7	13.9	13.3	13.6	13.2						
HR promedio 07 horas (%)	94.8	91.2	92.0	93.9	94.8	95.8						
HR promedio 13 horas (%)	65.6	61.9	63.6	66.6	68.6	74.5						
HR promedio 19 horas (%)	85.8	91.5	87.4	88.8	86.2	88.5						
HR promedio (%)	82.1	81.5	81.0	83.1	83.2	86.3						
Precipitación 08-09 (mm)	1.0	-	103.5	72.5	198.0	53.0	-					
Precipitación 07-08 (mm)	2.5	-	69.0	58.5	50.5	235.0	157.0	203.50	144.50	11.00	11.00	1.00
Precipitación 06-07 (mm)	1.5	7.6	47.5	32.0	232.9	173.5	74.1	315.5	96	23.5	4.5	2.0
Precipitación 05-06 (mm)							194.6	313.6	140	8	6.1	0.0



### RESUMEN AGROMETEOROLOGICO MENSUAL

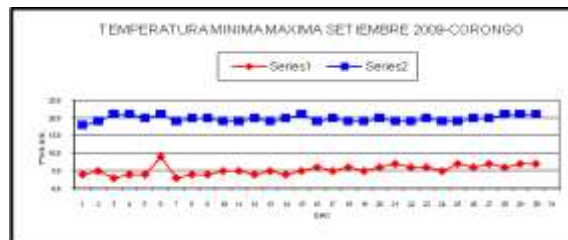

DRA  
PROVINCIA ANCASH  
MES CORONGO  
AGOSTO 2009

Fecha	Dia	T° Mínima	T° Máxima	H. RELATIVA	T.Precipitacion
01/08/2009	1	6.0	16.0	91	0.0
02/08/2009	2	6.0	18.0	85	0.0
03/08/2009	3	5.0	20.0	80	0.0
04/08/2009	4	6.0	18.0	85	0.0
05/08/2009	5	6.0	19.0	82	0.0
06/08/2009	6	5.0	20.0	80	0.0
07/08/2009	7	5.0	19.0	86	0.0
08/08/2009	8	7.0	19.0	86	0.0
09/08/2009	9	5.0	20.0	77	0.0
10/08/2009	10	6.0	20.0	81	0.0
11/08/2009	11	5.0	19.0	80	0.0
12/08/2009	12	6.0	20.0	77	1.0
13/08/2009	13	6.0	20.0	81	0.0
14/08/2009	14	7.0	19.0	82	0.0
15/08/2009	15	8.0	19.0	86	0.0
16/08/2009	16	7.0	19.0	80	0.0
17/08/2009	17	7.0	19.0	84	0.0
18/08/2009	18	6.0	20.0	80	0.0
19/08/2009	19	3.0	20.0	87	0.0
20/08/2009	20	4.0	19.0	89	0.0
21/08/2009	21	4.0	19.0	84	0.0
22/08/2009	22	6.0	19.0	79	0.0
23/08/2009	23	7.0	19.0	77	0.0
24/08/2009	24	6.0	19.0	81	0.0
25/08/2009	25	5.0	19.0	80	0.0
26/08/2009	26	6.0	19.0	83	0.0
27/08/2009	27	7.0	19.0	77	0.0
28/08/2009	28	6.0	19.0	81	0.0
29/08/2009	29	7.0	20.0	81	0.0
30/08/2009	30	6.0	19.0	77	0.0
31/08/2009	31	7.0	19.0	81	0.0
1° Dec		5.7	18.9	84	0.0
2° Dec		5.9	19.4	83	1.0
3° Dec		6.1	19.1	80	0.0
Promedio		5.9	19.1	82	1.0
Del total		3.0	20.0		

### RESUMEN AGROMETEOROLOGICO MENSUAL

DRA  
PROVINCIA ANCASH  
MES CORONGO  
SETIEMBRE 2009

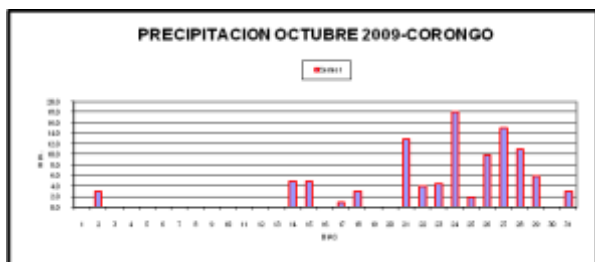
Fecha	Dia	T° Mínima	T° Máxima	H. RELATIVA	T.Precipitacion
01/09/2009	1	4.0	18.0	89	0.0
02/09/2009	2	5.0	19.0	81	0.0
03/09/2009	3	3.0	21.0	75	0.0
04/09/2009	4	4.0	21.0	82	0.0
05/09/2009	5	4.0	20.0	78	0.0
06/09/2009	6	9.0	21.0	76	0.0
07/09/2009	7	3.0	19.0	83	0.0
08/09/2009	8	4.0	20.0	80	0.0
09/09/2009	9	4.0	20.0	84	0.0
10/09/2009	10	5.0	19.0	82	0.0
11/09/2009	11	5.0	19.0	82	0.0
12/09/2009	12	4.0	20.0	77	0.0
13/09/2009	13	5.0	19.0	79	0.0
14/09/2009	14	4.0	20.0	80	0.0
15/09/2009	15	5.0	21.0	78	0.0
16/09/2009	16	6.0	19.0	83	0.0
17/09/2009	17	5.0	20.0	110	0.0
18/09/2009	18	6.0	19.0	80	0.0
19/09/2009	19	5.0	19.0	83	0.0
20/09/2009	20	6.0	20.0	84	0.0
21/09/2009	21	7.0	19.0	80	0.0
22/09/2009	22	6.0	19.0	82	0.0
23/09/2009	23	6.0	20.0	78	0.0
24/09/2009	24	5.0	19.0	80	0.0
25/09/2009	25	7.0	19.0	84	0.0
26/09/2009	26	6.0	20.0	80	0.0
27/09/2009	27	7.0	20.0	77	0.0
28/09/2009	28	6.0	21.0	82	0.0
29/09/2009	29	7.0	21.0	76	0.0
30/09/2009	30	7.0	21.0	79	0.0
1° Dec		4.5	19.8	81	0.0
2° Dec		5.1	19.6	84	0.0
3° Dec		6.4	19.9	80	0.0
Promedio		5.3	19.8	82	0.0
Del total		3.0	21.0		



### RESUMEN AGROMETEOROLOGICO MENSUAL

DRA  
PROVINCIA ANCASH  
CORONGO  
MES OCTUBRE 2009

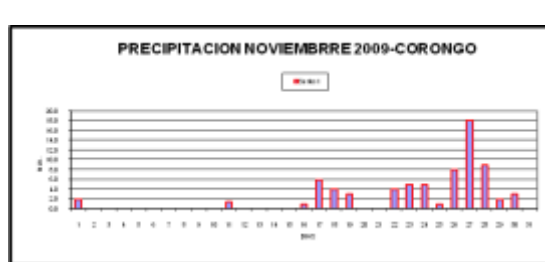
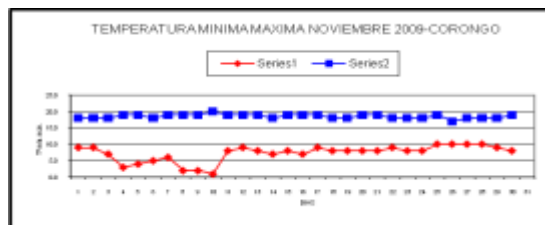
Fecha	Dia	T° Mínima	T° Máxima	H. RELATIVA	T.Precipitacion
01/10/2009	1	5.0	20.0	81	0.0
02/10/2009	2	6.0	21.0	82	3.0
03/10/2009	3	7.0	19.0	88	0.0
04/10/2009	4	7.0	19.0	83	0.0
05/10/2009	5	6.0	19.0	82	0.0
06/10/2009	6	6.0	19.0	83	0.0
07/10/2009	7	7.0	19.0	82	0.0
08/10/2009	8	6.0	19.0	86	0.0
09/10/2009	9	7.0	21.0	79	0.0
10/10/2009	10	6.0	20.0	84	0.0
11/10/2009	11	7.0	20.0	78	0.0
12/10/2009	12	6.0	21.0	78	0.0
13/10/2009	13	6.0	20.0	80	0.0
14/10/2009	14	7.0	21.0	78	5.0
15/10/2009	15	7.0	19.0	84	5.0
16/10/2009	16	7.0	19.0	80	0.0
17/10/2009	17	6.0	19.0	79	1.0
18/10/2009	18	6.0	19.0	77	3.0
19/10/2009	19	9.0	19.0	86	0.0
20/10/2009	20	7.0	19.0	86	0.0
21/10/2009	21	6.0	20.0	80	13.0
22/10/2009	22	7.0	21.0	75	4.0
23/10/2009	23	6.0	20.0	77	4.5
24/10/2009	24	9.0	19.0	83	18.0
25/10/2009	25	9.0	19.0	80	2.0
26/10/2009	26	8.0	19.0	74	10.0
27/10/2009	27	9.0	19.0	80	15.0
28/10/2009	28	9.0	19.0	80	11.0
29/10/2009	29	9.0	19.0	83	6.0
30/10/2009	30	9.0	21.0	82	0.0
31/10/2009	31	8.0	20.0	80	3.0
1° Dec		6.3	19.6	83	3.0
2° Dec		6.8	19.6	81	14.0
3° Dec		8.1	19.6	79	86.5
Promedio		7.1	19.6	81	103.5
Del total		5.0	21.0		



### RESUMEN AGROMETEOROLOGICO MENSUAL

DRA  
PROVINCIA ANCASH  
CORONGO  
MES NOVIEMBRE 2009

Fecha	Dia	T° Mínima	T° Máxima	H. RELATIVA	T.Precipitacion
01/11/2009	1	9.0	18.0	82	2.0
02/11/2009	2	9.0	18.0	85	0.0
03/11/2009	3	7.0	18.0	82	0.0
04/11/2009	4	3.0	19.0	79	0.0
05/11/2009	5	4.0	19.0	86	0.0
06/11/2009	6	5.0	18.0	82	0.0
07/11/2009	7	6.0	19.0	82	0.0
08/11/2009	8	2.0	19.0	80	0.0
09/11/2009	9	2.0	19.0	82	0.0
10/11/2009	10	1.0	20.0	84	0.0
11/11/2009	11	8.0	19.0	80	1.5
12/11/2009	12	9.0	19.0	86	0.0
13/11/2009	13	8.0	19.0	82	0.0
14/11/2009	14	7.0	18.0	85	0.0
15/11/2009	15	8.0	19.0	83	0.0
16/11/2009	16	7.0	19.0	83	1.0
17/11/2009	17	9.0	19.0	80	6.0
18/11/2009	18	8.0	18.0	88	4.0
19/11/2009	19	8.0	18.0	86	3.0
20/11/2009	20	8.0	19.0	86	0.0
21/11/2009	21	8.0	19.0	80	0.0
22/11/2009	22	9.0	18.0	88	4.0
23/11/2009	23	8.0	18.0	82	5.0
24/11/2009	24	8.0	18.0	83	5.0
25/11/2009	25	10.0	19.0	84	1.0
26/11/2009	26	10.0	17.0	88	8.0
27/11/2009	27	10.0	18.0	86	18.0
28/11/2009	28	10.0	18.0	83	9.0
29/11/2009	29	9.0	18.0	86	2.0
30/11/2009	30	8.0	19.0	69	3.0
1° Dec		4.8	18.7	82	2.0
2° Dec		8.0	18.7	84	15.5
3° Dec		9.0	18.2	83	55.0
Promedio		7.3	18.5	83	72.5
Del total		1.0	20.0		

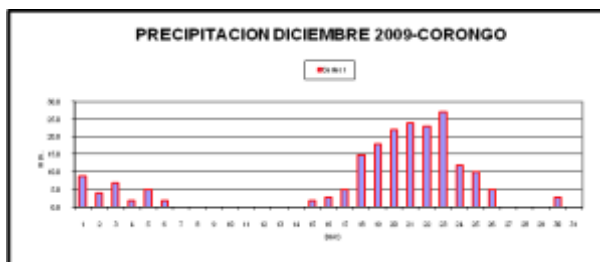



### RESUMEN AGROMETEOROLOGICO MENSUAL

DRA  
PROVINCIA  
MES

ANCASH  
CORONGO  
DICIEMBRE 2009

Fecha	Dia	T° Mínima	T° Máxima	H. RELATIVA	T.Precipitacion
01/12/2009	1	9.0	19.0	78	9.0
02/12/2009	2	9.0	18.0	88	4.0
03/12/2009	3	7.0	17.0	88	7.0
04/12/2009	4	7.0	17.0	88	2.0
05/12/2009	5	8.0	18.0	80	5.0
06/12/2009	6	10.0	18.0	86	2.0
07/12/2009	7	8.0	18.0	86	0.0
08/12/2009	8	8.0	19.0	86	0.0
09/12/2009	9	9.0	19.0	86	0.0
10/12/2009	10	8.0	19.0	78	0.0
11/12/2009	11	8.0	18.0	85	0.0
12/12/2009	12	7.0	18.0	86	0.0
13/12/2009	13	7.0	17.0	71	0.0
14/12/2009	14	6.0	18.0	83	0.0
15/12/2009	15	9.0	19.0	83	2.0
16/12/2009	16	8.0	19.0	80	3.0
17/12/2009	17	9.0	19.0	80	5.0
18/12/2009	18	9.0	18.0	82	15.0
19/12/2009	19	8.0	18.0	86	18.0
20/12/2009	20	9.0	17.0	85	22.0
21/12/2009	21	9.0	17.0	82	24.0
22/12/2009	22	8.0	18.0	82	23.0
23/12/2009	23	10.0	17.0	86	27.0
24/12/2009	24	10.0	17.0	86	12.0
25/12/2009	25	8.0	18.0	79	10.0
26/12/2009	26	9.0	17.0	82	5.0
27/12/2009	27	8.0	18.0	79	0.0
28/12/2009	28	7.0	19.0	83	0.0
29/12/2009	29	7.0	19.0	83	0.0
30/12/2009	30	7.0	19.0	87	3.0
31/12/2009	31	8.0	18.0	79	0.0
1° Dec		8.3	18.2	85	29.0
2° Dec		8.0	18.1	82	65.0
3° Dec		8.3	17.9	83	104.0
Promedio		8.2	18.1	83	198.0
Del total		6.0	19.0		



### RESUMEN AGROMETEOROLOGICO MENSUAL

DRA  
PROVINCIA  
MES

ANCASH  
CORONGO  
ENERO 2010

Fecha	Dia	T° Mínima	T° Máxima	H. RELATIVA	T.Precipitacion
01/01/2010	1	9.0	18.0	86	0.0
02/01/2010	2	6.0	19.0	83	0.0
03/01/2010	3	6.0	19.0	83	0.0
04/01/2010	4	7.0	18.0	85	1.0
05/01/2010	5	6.0	18.0	68	8.0
06/01/2010	6	7.0	18.0	86	7.0
07/01/2010	7	9.0	18.0	88	2.0
08/01/2010	8	9.0	18.0	88	2.0
09/01/2010	9	9.0	18.0	85	6.0
10/01/2010	10	9.0	18.0	82	11.0
11/01/2010	11	8.0	17.0	88	0.0
12/01/2010	12	7.0	18.0	88	0.0
13/01/2010	13	6.0	19.0	79	3.0
14/01/2010	14	7.0	19.0	82	2.0
15/01/2010	15	9.0	19.0	79	5.0
16/01/2010	16	9.0	18.0	86	4.0
17/01/2010	17	8.0	18.0	88	2.0
18/01/2010	18	8.0	19.0	83	0.0
19/01/2010	19	9.0	18.0	85	0.0
20/01/2010	20	10.0	15.0	97	0.0
21/01/2010	21	9.0	17.0	91	0.0
22/01/2010	22	10.0	18.0	86	0.0
23/01/2010	23	10.0	18.0	86	0.0
24/01/2010	24	9.0	17.0	86	0.0
25/01/2010	25	8.0	14.0	97	0.0
26/01/2010	26	8.0	13.0	97	0.0
27/01/2010	27	9.0	14.0	90	0.0
28/01/2010	28	8.0	13.0	93	0.0
29/01/2010	29	8.0	17.0	88	0.0
30/01/2010	30	5.0	19.0	80	0.0
31/01/2010	31	4.0	19.0	79	0.0
1° Dec		7.7	18.2	84	37.0
2° Dec		8.1	18.0	86	16.0
3° Dec		8.0	16.3	88	0.0
Promedio		7.9	17.5	86	53.0
Del total		4.0	19.0		

