

ESTACION METEOROLOGICA CURAYACO - POMABAMBA



1. Nombre:

ESTACION METEOROLOGICA CURAYACU POMABAMBA

2. Ubicación Geográfica

Provincia : POMABAMBA
Distrito : POMABAMBA
Localidad : Curayacu

3. Coordenadas Geográficas

Latitud : 08°48'99.7" Sur
Longitud : 77°27'59.2" Oeste
Altitud : 2,990 m.s.n.m.

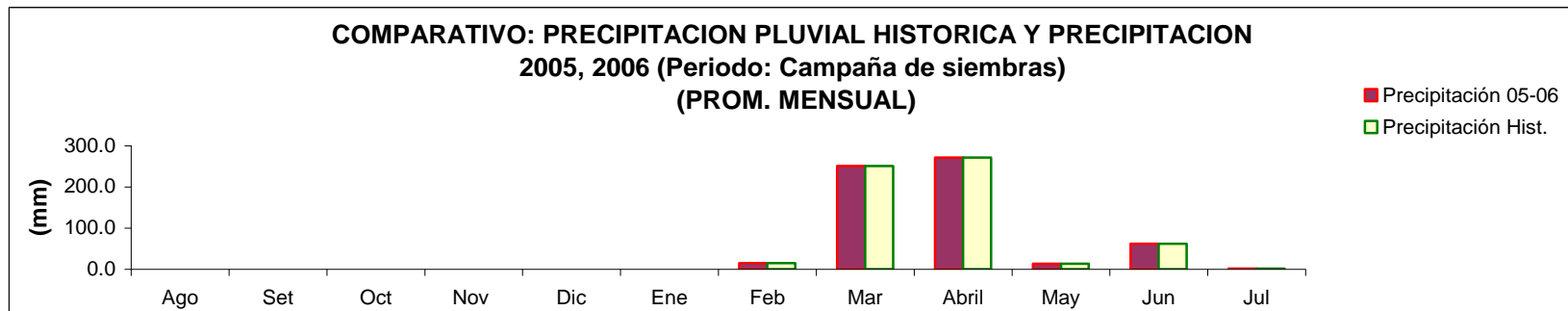
CUADRO RESUMEN

Información Meteorológica Mensual por Campaña de Siembras 2005-2006

Estación: CURAYACU
Departamento: Ancash
Provincia: Pomabamba
Distrito: Pomabamba

Latitud: 08° 48' 99.7" Sur EPE 4 METROS
Longitud: 77°27'59.2" Oeste
Altitud: 2,990 m.s.n.m.
Campaña: 2005 - 2006

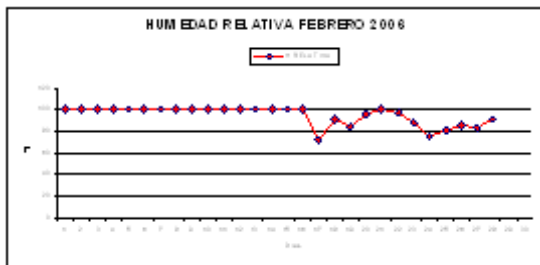
Variable	2005-2006											
	Ago	Set	Oct	Nov	Dic	Ene	Feb	Mar	Abril	May	Jun	Jul
T° máxima promedio (°C)							5.2	18.7	20.4	21.6	19.8	21.4
T° máxima absoluta (°C)							26.0	22.0	23.0	23.0	22.0	23.0
T° mínima promedio (°C)							2.6	10.5	9.4	7.6	7.8	5.5
T° mínima absoluta (°C)							0.0	9.0	6.0	3.0	4.0	-1.0
T° promedio (°C)							3.4	14.1	14.5	15.0	15.6	14.3
HR promedio 07 horas (%)							98	95	96	87	93	83
HR promedio 13 horas (%)							89	74	67	45	55	36
HR promedio 19 horas (%)							96	81	79	59	62	51
HR promedio (%)							94	83	81	64	70	57
Precipitación 06-07 (mm)												
Precipitación 05-06 (mm)							14.9	250.9	271.2	13.6	61.9	1.5
Precipitación Hist. (mm)							14.9	250.9	271.2	13.6	61.9	1.5



INFORME AGROMETEOROLOGICO DIARIO

DRA
PROVINCIA ANCASH
MES POMABAMBA
FEBRERO 2006

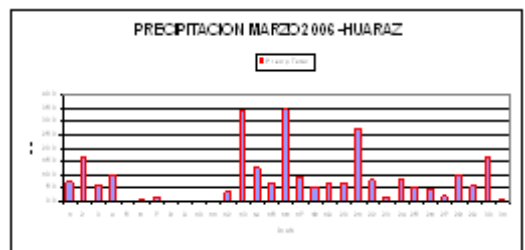

Fecha	Dia	T° Mínima	T° Máxima	H. RELATIVA	T.Precipitación
01/02/2006	1	0.0	0.0	100	0.0
02/02/2006	2	0.0	0.0	100	0.0
03/02/2006	3	0.0	0.0	100	0.0
04/02/2006	4	0.0	0.0	100	0.0
05/02/2006	5	0.0	0.0	100	0.0
06/02/2006	6	0.0	0.0	100	0.0
07/02/2006	7	0.0	0.0	100	0.0
08/02/2006	8	0.0	0.0	100	0.0
09/02/2006	9	0.0	0.0	100	0.0
10/02/2006	10	0.0	0.0	100	0.0
11/02/2006	11	0.0	0.0	100	0.0
12/02/2006	12	0.0	0.0	100	0.0
13/02/2006	13	0.0	0.0	100	0.0
14/02/2006	14	0.0	0.0	100	0.0
15/02/2006	15	0.0	0.0	100	0.0
16/02/2006	16	0.0	0.0	100	0.0
17/02/2006	17	0.0	0.0	72	0.0
18/02/2006	18	0.0	0.0	91	0.0
19/02/2006	19	0.0	0.0	84	0.0
20/02/2006	20	0.0	0.0	96	0.0
21/02/2006	21	0.0	0.0	100	0.0
22/02/2006	22	0.0	26.0	97	0.0
23/02/2006	23	12.0	19.0	88	0.0
24/02/2006	24	11.0	21.0	75	0.0
25/02/2006	25	12.0	20.0	81	0.0
26/02/2006	26	13.0	21.0	85	0.0
27/02/2006	27	12.0	21.0	83	0.0
28/02/2006	28	12.0	18.0	91	0.0
1° Dec		0.0	0.0	100	0.0
2° Dec		0.0	0.0	94	0.0
3° Dec		9.0	18.3	87	0.0
Promedio		2.6	5.2	94	0.0
Del total		0.0	26.0		



INFORME AGROMETEOROLOGICO DIARIO

DRA
PROVINCIA ANCASH
MES POMABAMBA
MARZO 2006

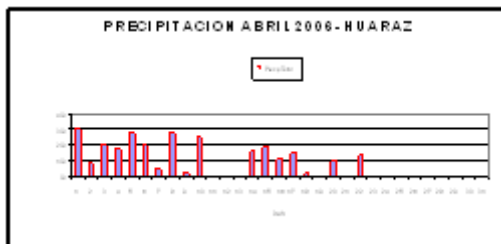
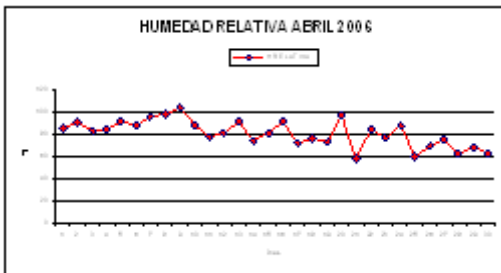

Fecha	Dia	T° Mínima	T° Máxima	H. RELATIVA	T.Precipitación
01/03/2006	1	12.0	18.0	88	7.6
02/03/2006	2	12.0	17.0	84	17.0
03/03/2006	3	10.5	18.0	79	6.0
04/03/2006	4	11.0	19.0	81	9.3
05/03/2006	5	11.0	22.0	95	0.0
06/03/2006	6	12.0	19.0	82	0.6
07/03/2006	7	11.0	17.0	94	1.5
08/03/2006	8	9.0	20.0	69	0.0
09/03/2006	9	10.0	20.0	73	0.0
10/03/2006	10	9.0	18.5	76	0.0
11/03/2006	11	9.5	20.0	74	0.0
12/03/2006	12	10.0	19.0	70	3.3
13/03/2006	13	12.0	21.5	76	33.9
14/03/2006	14	9.0	20.5	85	12.6
15/03/2006	15	10.0	14.0	97	6.5
16/03/2006	16	9.0	20.5	74	34.5
17/03/2006	17	10.0	21.0	75	9.2
18/03/2006	18	11.0	17.0	94	5.5
19/03/2006	19	9.0	18.0	97	6.5
20/03/2006	20	11.0	17.0	94	7.0
21/03/2006	21	11.0	19.5	79	27.0
22/03/2006	22	10.0	19.0	85	8.0
23/03/2006	23	10.5	19.0	83	1.5
24/03/2006	24	10.0	19.0	89	8.1
25/03/2006	25	11.0	19.0	73	5.7
26/03/2006	26	12.0	16.5	88	4.3
27/03/2006	27	11.0	19.0	85	2.0
28/03/2006	28	11.5	17.0	88	10.2
29/03/2006	29	11.0	17.0	89	6.0
30/03/2006	30	10.0	18.0	86	17.1
31/03/2006	31	11.0	19.5	79	0.5
1° Dec		10.8	18.9	82	42.0
2° Dec		10.1	18.9	83	119.0
3° Dec		10.8	18.3	84	89.9
Promedio		10.5	18.7	83	250.9
Del total		9.0	22.0		



INFORME AGROMETEOROLOGICO DIARIO

DRA
PROVINCIA
MES
ANCASH
POMABAMBA
ABRIL 2006

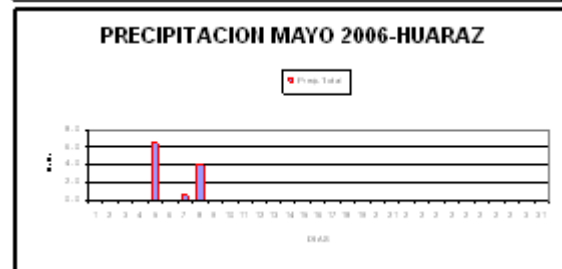
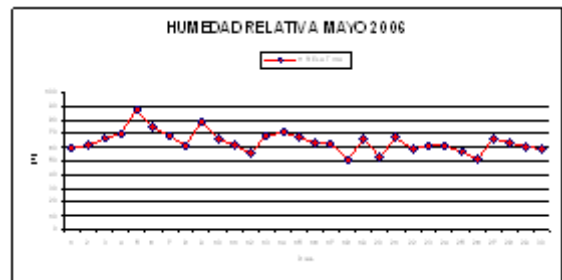

Fecha	Día	T° Mínima	T° Máxima	H. RELATIVA	T.Precipitación
01/04/2006	1	11.0	19.0	86	29.6
02/04/2006	2	9.0	20.0	91	8.3
03/04/2006	3	11.0	21.0	83	20.0
04/04/2006	4	10.0	19.0	84	18.0
05/04/2006	5	10.0	18.0	91	28.1
06/04/2006	6	10.0	22.0	88	19.5
07/04/2006	7	11.0	16.0	96	5.2
08/04/2006	8	10.0	18.0	98	27.1
09/04/2006	9	11.0	15.0	104	3.0
10/04/2006	10	10.0	19.0	88	25.0
11/04/2006	11	10.0	20.0	77	0.0
12/04/2006	12	10.0	22.0	81	0.0
13/04/2006	13	9.0	22.0	91	0.0
14/04/2006	14	10.0	23.0	74	15.7
15/04/2006	15	11.0	20.0	81	19.1
16/04/2006	16	11.0	16.0	91	10.7
17/04/2006	17	8.0	21.0	71	15.0
18/04/2006	18	10.5	21.0	77	2.4
19/04/2006	19	11.0	22.5	73	0.0
20/04/2006	20	8.0	23.0	97	10.5
21/04/2006	21	7.0	23.0	57	0.0
22/04/2006	22	6.0	22.0	84	14.0
23/04/2006	23	7.0	23.0	76	0.0
24/04/2006	24	7.0	22.0	88	0.0
25/04/2006	25	8.0	21.0	60	0.0
26/04/2006	26	7.5	19.0	69	0.0
27/04/2006	27	11.0	19.0	75	0.0
28/04/2006	28	9.0	22.0	62	0.0
29/04/2006	29	8.0	22.0	68	0.0
30/04/2006	30	9.0	22.0	62	0.0
1° Dec		10.3	18.7	91	183.8
2° Dec		9.9	21.1	81	73.4
3° Dec		8.0	21.5	70	14.0
Promedio		9.4	20.4	81	271.2
Del total		6.0	23.0		



INFORME AGROMETEOROLOGICO DIARIO

DRA
PROVINCIA
MES
ANCASH
POMABAMBA
MAYO 2006

Fecha	Día	T° Mínima	T° Máxima	H. RELATIVA	T.Precipitación
01/05/2006	1	12.0	21.0	60	0.0
02/05/2006	2	9.0	22.0	62	0.0
03/05/2006	3	9.0	19.0	67	0.0
04/05/2006	4	10.0	21.0	71	0.0
05/05/2006	5	9.0	21.0	88	6.5
06/05/2006	6	8.0	21.0	75	0.0
07/05/2006	7	8.0	21.0	68	0.7
08/05/2006	8	11.0	21.0	62	3.9
09/05/2006	9	9.0	21.0	78	0.0
10/05/2006	10	9.0	22.0	67	0.0
11/05/2006	11	8.0	22.0	61	0.0
12/05/2006	12	9.0	22.0	55	0.0
13/05/2006	13	9.0	22.0	68	0.0
14/05/2006	14	9.0	21.0	71	0.0
15/05/2006	15	6.0	23.0	67	0.0
16/05/2006	16	6.0	23.0	64	0.0
17/05/2006	17	6.0	23.0	63	0.0
18/05/2006	18	6.0	22.0	51	0.0
19/05/2006	19	7.0	23.0	66	0.0
20/05/2006	20	7.0	22.0	52	0.0
21/05/2006	21	6.0	22.0	67	0.0
22/05/2006	22	5.0	22.0	59	0.0
23/05/2006	23	8.0	21.0	61	0.0
24/05/2006	24	9.0	21.0	61	0.0
25/05/2006	25	9.0	21.5	57	0.0
26/05/2006	26	5.0	22.0	51	0.0
27/05/2006	27	3.0	21.0	66	0.0
28/05/2006	28	3.0	22.0	64	0.0
29/05/2006	29	4.0	21.0	61	0.0
30/05/2006	30	9.0	21.0	58	0.0
31/05/2006	31	7.5	19.0	69	0.0
1° Dec		9.4	21.0	70	11.1
2° Dec		7.3	22.3	62	0.0
3° Dec		6.1	21.5	60	0.0
Promedio		7.6	21.6	64	11.1
Del total		3.0	23.0		



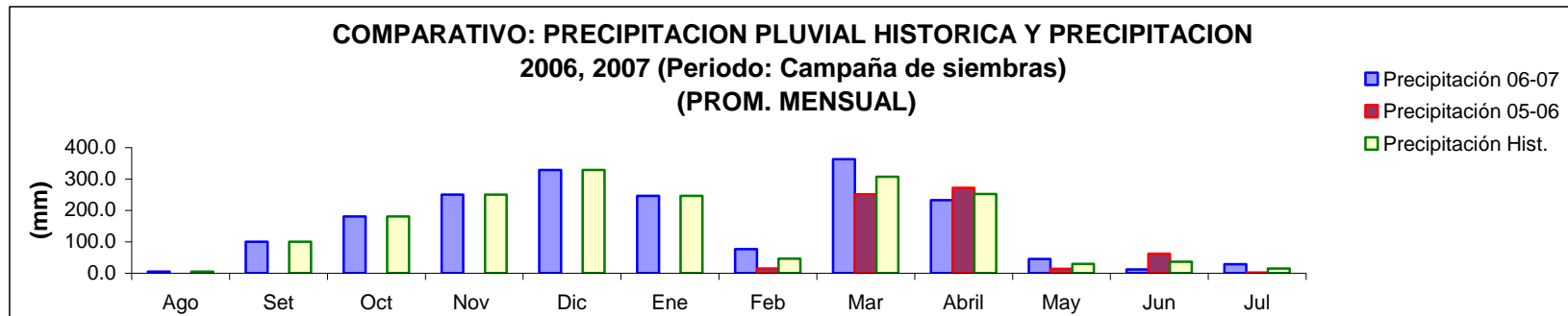
CUADRO RESUMEN

Información Metereológica Mensual por Campaña de Siembra 2006-2007

Estación: Curayacu
Departamento: Ancash
Provincia: Pomabamba
Distrito: Pomabamba

Latitud: 08° 48' 99.7" Sur EPE 4 METROS
Longitud: 77°27'59.2" Oeste
Altitud: 2,990 m.s.n.m. m.s.n.m.
Campaña 2006 - 2007

Variable	2006-2007											
	Ago	Set	Oct	Nov	Dic	Ene	Feb	Mar	Abril	May	Jun	Jul
T° máxima promedio (°C)	21.1	22.2	22.1	21.0	20.2	20.2	21.4	19.1	19.7	20.3	20.7	20.6
T° máxima absoluta (°C)	24.0	24.0	25.0	24.0	24.0	23.0	26.0	22.5	22.0	23.0	23.0	23.0
T° mínima promedio (°C)	7.9	8.6	9.7	10.3	11.1	11.7	11.0	10.6	10.4	9.2	5.9	7.3
T° mínima absoluta (°C)	3.0	6.0	6.0	6.0	8.0	10.0	6.0	8.0	9.0	6.0	3.0	4.0
T° promedio (°C)	15.2	16.1	16.9	16.1	16.1	16.5	16.8	15.2	15.7	17.4	18.4	15.4
HR promedio 07 horas (%)	86	87	92	90	96	92	91	96	97	96	99	93
HR promedio 13 horas (%)	45	42	45	53	56	63	59	64	71	65	57	63
HR promedio 19 horas (%)	53	57	58	62	68	69	68	77	79	78	73	66
HR promedio (%)	61	62	65	68	73	74	73	79	83	80	77	74
Precipitación 06-07 (mm)	5.2	100.3	180.2	249.8	328.1	246.3	76.8	363.2	232.6	45.2	11.6	28.3
Precipitación 05-06 (mm)							14.9	250.9	271.2	13.6	61.9	1.5
Precipitación Hist. (mm)	5.2	100.3	180.2	249.8	328.1	246.3	45.9	307.1	251.9	29.4	36.8	14.9



INFORME AGROMETEOROLOGICO DIARIO

DRA
PROVINCIA
MES

ANCASH
POMABAMBA
AGOSTO 2006



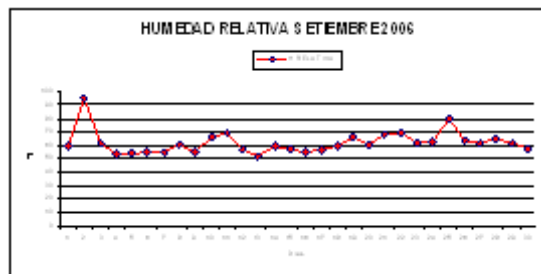
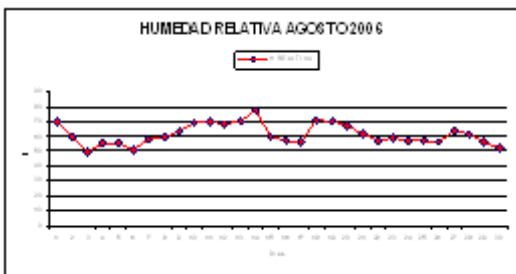


Fecha	Dia	T° Mínima	T° Máxima	H. RELATIVA	T.Precipitación
01/08/2006	1	7.0	18.0	70	0.7
02/08/2006	2	7.0	19.0	60	0.0
03/08/2006	3	6.0	24.0	49	0.0
04/08/2006	4	4.0	23.0	55	0.0
05/08/2006	5	4.0	22.0	55	0.0
06/08/2006	6	5.0	23.0	51	0.0
07/08/2006	7	5.0	22.0	58	0.0
08/08/2006	8	7.0	23.0	59	0.0
09/08/2006	9	6.0	22.0	63	0.0
10/08/2006	10	9.0	19.0	69	0.0
11/08/2006	11	10.0	19.0	70	0.0
12/08/2006	12	10.0	20.0	68	0.0
13/08/2006	13	6.0	21.0	70	0.0
14/08/2006	14	6.0	22.0	78	0.0
15/08/2006	15	7.0	21.0	60	0.0
16/08/2006	16	10.0	22.0	57	0.0
17/08/2006	17	3.0	19.0	57	0.0
18/08/2006	18	8.0	19.0	71	0.0
19/08/2006	19	8.0	19.0	70	0.0
20/08/2006	20	10.0	19.0	68	3.0
21/08/2006	21	10.0	22.0	62	0.0
22/08/2006	22	11.5	21.0	57	0.0
23/08/2006	23	9.0	19.0	59	0.0
24/08/2006	24	9.0	21.0	57	0.0
25/08/2006	25	9.0	24.0	57	0.0
26/08/2006	26	9.0	22.0	57	0.0
27/08/2006	27	10.0	23.0	64	0.0
28/08/2006	28	10.0	22.0	62	0.0
29/08/2006	29	10.0	22.0	57	0.0
30/08/2006	30	10.0	22.0	52	0.0
31/08/2006	31	10.0	21.0	66	8.8
Resumen:					
1° Dec		6.0	21.5	59	0.7
2° Dec		7.8	20.1	67	3.0
3° Dec		9.8	21.8	58	0.0
Promedio		7.9	21.1	61	75.9
Del total		3.0	24.0		

INFORME AGROMETEOROLOGICO DIARIO

DRA
PROVINCIA
MES

ANCASH
POMABAMBA
SETIEMBRE 2006

Fecha	Dia	T° Mínima	T° Máxima	H. RELATIVA	T.Precipitación
01/09/2006	1	7.0	22.0	60	0.0
02/09/2006	2	7.0	22.0	95	0.0
03/09/2006	3	6.0	23.0	62	0.0
04/09/2006	4	4.0	23.0	54	5.3
05/09/2006	5	4.0	23.0	54	0.0
06/09/2006	6	5.0	23.0	55	0.0
07/09/2006	7	5.0	23.0	54	0.0
08/09/2006	8	7.0	23.0	61	0.0
09/09/2006	9	6.0	23.0	54	0.0
10/09/2006	10	9.0	23.0	67	0.0
11/09/2006	11	10.0	22.0	69	0.0
12/09/2006	12	10.0	23.0	57	0.0
13/09/2006	13	6.0	23.0	52	0.0
14/09/2006	14	6.0	23.0	60	0.0
15/09/2006	15	7.0	18.0	57	0.0
16/09/2006	16	10.0	21.0	55	0.0
17/09/2006	17	3.0	23.0	56	34.0
18/09/2006	18	8.0	24.0	60	7.9
19/09/2006	19	8.0	22.0	66	0.0
20/09/2006	20	10.0	23.0	61	0.0
21/09/2006	21	10.0	23.0	68	21.3
22/09/2006	22	11.5	22.0	70	0.0
23/09/2006	23	9.0	22.0	61	12.0
24/09/2006	24	9.0	21.0	62	5.0
25/09/2006	25	9.0	18.0	80	8.5
26/09/2006	26	9.0	21.0	63	0.0
27/09/2006	27	10.0	21.0	62	0.0
28/09/2006	28	10.0	23.0	66	4.3
29/09/2006	29	10.0	23.0	62	2.0
30/09/2006	30	10.0	22.0	58	0.0
Resumen:					
1° Dec		6.0	22.8	61	5.3
2° Dec		7.8	22.2	59	41.9
3° Dec		9.8	21.6	65	53.1
Promedio		7.9	22.2	62	75.9
Del total		3.0	24.0		



INFORME AGROMETEOROLOGICO DIARIO

DRA
PROVINCIA
MES

ANCASH
POMABAMBA
OCTUBRE 2006

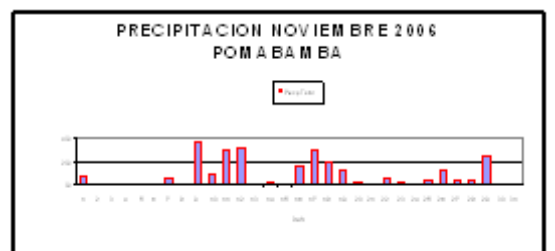
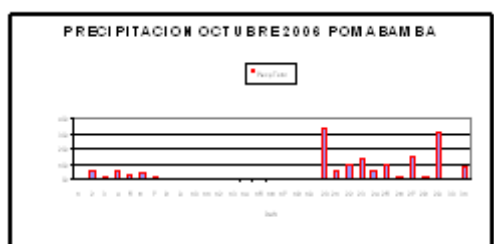
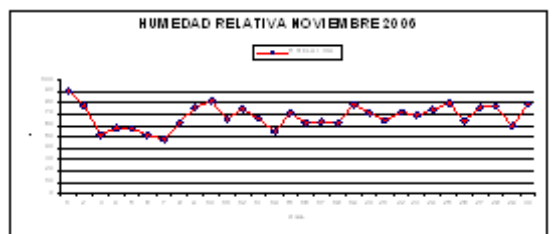
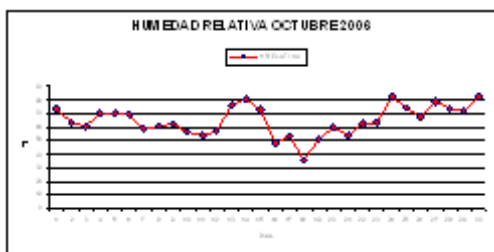


Fecha	Dia	T° Mínima	T° Máxima	H. RELATIVA	T.Precipitación
01/10/2006	1	7.0	22.0	73	0.0
02/10/2006	2	6.0	21.0	63	5.2
03/10/2006	3	11.0	22.0	60	2.0
04/10/2006	4	11.0	22.0	70	5.0
05/10/2006	5	11.0	22.0	70	2.5
06/10/2006	6	12.0	21.0	69	4.0
07/10/2006	7	12.0	22.0	59	2.0
08/10/2006	8	12.0	22.0	61	0.0
09/10/2006	9	10.0	21.0	62	0.0
10/10/2006	10	10.0	22.0	57	0.0
11/10/2006	11	10.0	24.0	54	0.0
12/10/2006	12	12.0	22.0	57	0.0
13/10/2006	13	12.0	24.0	77	0.0
14/10/2006	14	9.0	21.0	80	0.0
15/10/2006	15	9.0	24.0	73	0.0
16/10/2006	16	8.0	24.0	48	0.0
17/10/2006	17	9.0	24.0	53	0.0
18/10/2006	18	7.0	25.0	35	0.0
19/10/2006	19	6.0	25.0	51	0.0
20/10/2006	20	8.5	24.0	60	33.3
21/10/2006	21	9.0	24.0	53	5.2
22/10/2006	22	10.0	21.0	63	10.0
23/10/2006	23	10.0	21.0	63	13.5
24/10/2006	24	10.0	19.0	83	6.0
25/10/2006	25	10.0	22.0	74	8.7
26/10/2006	26	11.0	22.0	68	2.0
27/10/2006	27	10.0	17.0	79	15.0
28/10/2006	28	12.0	20.0	74	1.0
29/10/2006	29	10.0	20.0	72	30.5
30/10/2006	30	7.0	22.0	82	0.0
31/10/2006	31	9.0	16.0	80	8.0
Resumen Mensual:					
1° Dec		10.2	21.7	64	20.7
2° Dec		9.1	23.7	59	33.3
3° Dec		9.9	20.8	71	91.9
Promedio		9.7	22.1	65	75.9
Del total		6.0	25.0		

INFORME AGROMETEOROLOGICO DIARIO

DRA
PROVINCIA
MES

ANCASH
POMABAMBA
NOVIEMBRE 2006

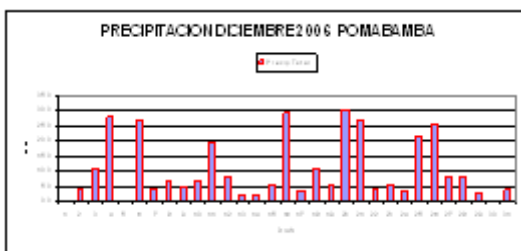
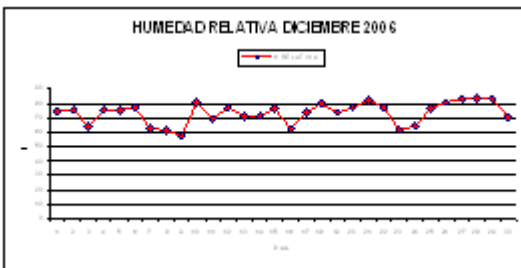

Fecha	Dia	T° Mínima	T° Máxima	H. RELATIVA	T.Precipitación
01/11/2006	1	10.0	16.0	90	7.7
02/11/2006	2	10.0	17.0	78	0.0
03/11/2006	3	9.0	24.0	52	0.0
04/11/2006	4	8.0	24.0	58	0.0
05/11/2006	5	6.0	24.0	58	0.0
06/11/2006	6	9.0	23.0	52	0.0
07/11/2006	7	10.0	24.0	48	5.0
08/11/2006	8	9.0	22.0	62	0.0
09/11/2006	9	12.0	20.0	76	36.7
10/11/2006	10	10.5	19.0	82	8.5
11/11/2006	11	10.0	22.0	65	30.0
12/11/2006	12	10.0	20.0	75	30.5
13/11/2006	13	11.0	23.0	66	0.0
14/11/2006	14	12.0	23.0	55	1.0
15/11/2006	15	10.0	22.0	71	0.0
16/11/2006	16	11.0	23.0	62	15.0
17/11/2006	17	10.0	21.0	64	30.2
18/11/2006	18	10.0	22.0	62	20.0
19/11/2006	19	10.0	20.0	79	11.7
20/11/2006	20	11.0	20.0	71	1.0
21/11/2006	21	10.0	21.0	65	0.0
22/11/2006	22	11.5	21.0	72	5.0
23/11/2006	23	12.0	20.0	69	2.0
24/11/2006	24	10.0	18.0	74	0.0
25/11/2006	25	10.0	19.0	80	3.0
26/11/2006	26	12.0	20.0	65	12.5
27/11/2006	27	10.5	21.0	76	3.5
28/11/2006	28	11.0	20.0	77	3.0
29/11/2006	29	12.0	22.0	60	23.5
30/11/2006	30	10.0	20.0	79	0.0
Resumen Mensual:					
1° Dec		9.4	21.3	66	57.9
2° Dec		10.5	21.6	67	139.4
3° Dec		10.9	20.2	72	52.5
Promedio		10.3	21.0	68	75.9
Del total		6.0	24.0		



INFORME AGROMETEOROLOGICO DIARIO

DRA
PROVINCIA ANCASH
MES POMABAMBA
DICIEMBRE 2006

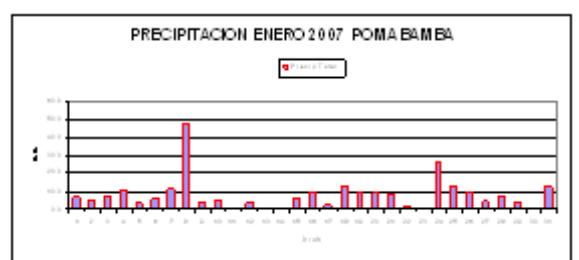
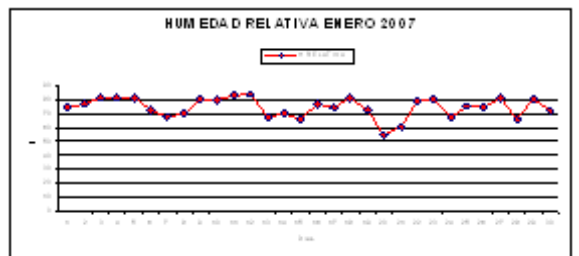

Fecha	Dia	T° Mínima	T° Máxima	H. RELATIVA	T.Precipitación
01/12/2006	1	13.0	22.0	75	0.2
02/12/2006	2	9.0	24.0	76	4.0
03/12/2006	3	11.0	23.0	64	11.0
04/12/2006	4	12.0	23.0	75	28.2
05/12/2006	5	11.0	19.0	75	0.0
06/12/2006	6	13.0	19.0	77	26.6
07/12/2006	7	12.0	22.0	62	4.5
08/12/2006	8	12.0	22.0	61	6.7
09/12/2006	9	9.0	24.0	57	5.0
10/12/2006	10	10.0	18.0	80	7.0
11/12/2006	11	10.0	21.0	69	19.5
12/12/2006	12	10.5	21.0	77	8.0
13/12/2006	13	8.0	21.0	71	2.1
14/12/2006	14	10.5	20.0	71	2.2
15/12/2006	15	12.0	20.0	76	5.7
16/12/2006	16	13.0	19.0	62	29.5
17/12/2006	17	12.0	21.0	74	3.4
18/12/2006	18	12.0	19.0	80	10.5
19/12/2006	19	9.0	19.0	73	5.5
20/12/2006	20	12.5	19.0	77	30.0
21/12/2006	21	11.0	19.0	82	27.0
22/12/2006	22	11.0	18.0	77	4.5
23/12/2006	23	11.0	20.0	61	5.5
24/12/2006	24	10.0	20.0	64	3.5
25/12/2006	25	10.0	21.0	76	21.4
26/12/2006	26	10.0	18.0	81	25.5
27/12/2006	27	12.0	17.0	83	8.5
28/12/2006	28	12.0	18.0	83	8.5
29/12/2006	29	11.0	19.0	83	3.0
30/12/2006	30	12.0	20.0	70	0.0
31/12/2006	31	11.0	19.0	79	4.0
Resumen Mensual:					
1° Dec		11.2	21.6	70	93.2
2° Dec		11.0	20.0	73	116.4
3° Dec		11.0	19.0	76	107.4
Promedio		11.1	20.2	73	75.9
Del total		8.0	24.0		



INFORME AGROMETEOROLOGICO DIARIO

DRA
PROVINCIA ANCASH
MES POMABAMBA
ENERO 2007

Fecha	Dia	T° Mínima	T° Máxima	H. RELATIVA	T.Precipitación
01/01/2007	1	10.0	19.0	74	7.0
02/01/2007	2	12.0	19.0	77	5.5
03/01/2007	3	12.0	22.0	82	7.5
04/01/2007	4	12.0	18.0	81	10.5
05/01/2007	5	10.5	19.0	81	3.5
06/01/2007	6	10.0	20.0	73	6.0
07/01/2007	7	11.0	22.0	68	11.0
08/01/2007	8	10.0	23.0	70	48.0
09/01/2007	9	11.0	19.0	80	3.5
10/01/2007	10	12.0	19.0	80	4.9
11/01/2007	11	10.5	19.0	83	0.0
12/01/2007	12	12.0	21.0	84	4.0
13/01/2007	13	11.0	22.0	68	0.0
14/01/2007	14	12.0	22.0	70	0.0
15/01/2007	15	10.0	23.0	66	6.0
16/01/2007	16	13.0	19.0	77	9.5
17/01/2007	17	13.0	19.0	75	2.0
18/01/2007	18	12.0	19.0	81	13.0
19/01/2007	19	12.0	21.0	73	10.0
20/01/2007	20	13.0	22.0	55	9.0
21/01/2007	21	11.0	21.0	61	8.3
22/01/2007	22	12.0	20.0	79	1.3
23/01/2007	23	13.0	19.0	80	0.0
24/01/2007	24	12.0	21.0	68	26.0
25/01/2007	25	11.5	18.0	76	12.5
26/01/2007	26	11.0	21.0	75	9.5
27/01/2007	27	12.0	19.0	82	4.5
28/01/2007	28	12.0	21.0	66	6.4
29/01/2007	29	13.0	19.0	80	3.9
30/01/2007	30	13.0	20.0	72	0.0
31/01/2007	31	12.0	22.0	75	13.0
Resumen Mensual:					
1° Dec		11.1	20.0	77	107.4
2° Dec		11.9	20.7	73	53.5
3° Dec		12.1	19.9	74	72.4
Promedio		11.7	20.2	74	75.9
Del total		10.0	23.0		

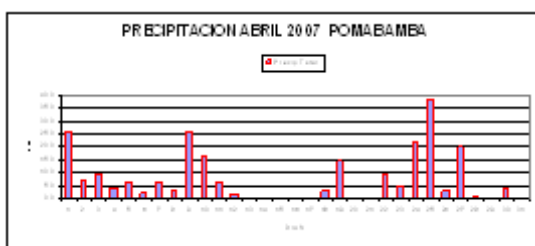
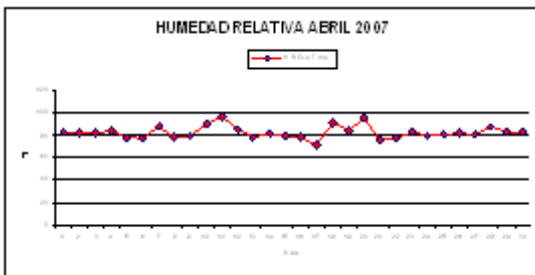



INFORME AGROMETEOROLOGICO DIARIO

DRA
PROVINCIA
MES

ANCASH
POMABAMBA
ABRIL 2007

Fecha	Dia	T° Mínima	T° Máxima	H. RELATIVA	T.Precipitación
01/04/2007	1	10.0	20.0	83	26.0
02/04/2007	2	9.0	20.0	82	7.0
03/04/2007	3	11.0	20.0	82	9.5
04/04/2007	4	10.0	19.0	84	4.0
05/04/2007	5	11.0	22.0	78	6.6
06/04/2007	6	12.0	22.0	77	2.0
07/04/2007	7	10.0	19.0	87	6.0
08/04/2007	8	12.0	20.0	79	3.0
09/04/2007	9	11.0	19.0	80	26.0
10/04/2007	10	10.0	18.0	90	16.5
11/04/2007	11	11.0	15.0	97	5.8
12/04/2007	12	11.0	19.0	86	1.3
13/04/2007	13	10.0	19.0	79	0.0
14/04/2007	14	11.0	20.0	82	0.0
15/04/2007	15	10.0	19.0	79	0.0
16/04/2007	16	10.0	19.0	79	0.0
17/04/2007	17	9.0	20.0	72	0.0
18/04/2007	18	10.0	21.0	91	3.0
19/04/2007	19	10.0	20.0	84	14.4
20/04/2007	20	10.0	21.0	96	0.0
21/04/2007	21	10.0	20.0	76	0.0
22/04/2007	22	10.0	20.0	77	9.5
23/04/2007	23	10.0	18.0	83	5.0
24/04/2007	24	10.0	22.0	79	22.2
25/04/2007	25	10.0	20.0	81	37.8
26/04/2007	26	9.0	21.0	82	3.0
27/04/2007	27	12.0	19.0	80	20.0
28/04/2007	28	11.0	20.0	88	0.5
29/04/2007	29	11.0	20.0	83	0.0
30/04/2007	30	12.0	19.0	83	3.5
Resumen Mensual:					
1° Dec		10.6	19.9	82	106.6
2° Dec		10.2	19.3	84	24.5
3° Dec		10.5	19.9	81	101.5
Promedio		10.4	19.7	83	75.9
Del total		9.0	22.0		

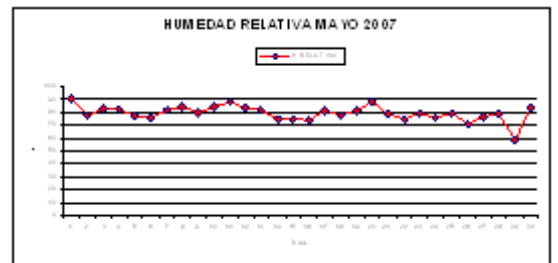



INFORME AGROMETEOROLOGICO DIARIO

DRA
PROVINCIA
MES

ANCASH
POMABAMBA
MAYO 2007

Fecha	Dia	T° Mínima	T° Máxima	H. RELATIVA	T.Precipitación
01/05/2007	1	11.0	19.0	91	1.0
02/05/2007	2	7.0	19.0	78	0.0
03/05/2007	3	9.0	18.0	83	1.7
04/05/2007	4	11.0	18.0	83	0.5
05/05/2007	5	10.0	19.0	78	0.0
06/05/2007	6	11.0	19.0	76	0.0
07/05/2007	7	10.0	17.0	82	0.0
08/05/2007	8	12.0	19.0	85	0.0
09/05/2007	9	12.0	20.0	79	22.0
10/05/2007	10	10.0	18.0	85	5.0
11/05/2007	11	10.0	19.0	88	3.0
12/05/2007	12	9.0	20.0	84	0.0
13/05/2007	13	8.0	21.0	82	0.0
14/05/2007	14	7.0	22.0	75	0.0
15/05/2007	15	6.5	22.0	75	0.0
16/05/2007	16	8.0	23.0	74	0.0
17/05/2007	17	10.0	22.0	82	1.0
18/05/2007	18	9.0	22.0	77	0.0
19/05/2007	19	9.0	22.0	82	0.0
20/05/2007	20	10.0	22.0	88	0.0
21/05/2007	21	9.0	23.0	79	0.0
22/05/2007	22	8.5	22.0	75	0.0
23/05/2007	23	9.0	21.0	80	0.0
24/05/2007	24	12.0	19.0	76	0.0
25/05/2007	25	12.0	20.0	79	0.0
26/05/2007	26	6.0	22.0	72	0.0
27/05/2007	27	6.0	21.0	77	0.0
28/05/2007	28	7.0	21.0	79	0.0
29/05/2007	29	8.0	21.0	59	0.0
30/05/2007	30	8.0	19.0	84	11.0
31/05/2007	31	11.5	17.0	82	10.0
Resumen Mensual:					
1° Dec		10.3	18.6	82	30.2
2° Dec		8.7	21.5	81	4.0
3° Dec		8.6	20.9	76	11.0
Promedio		9.2	20.3	80	75.9
Del total		6.0	23.0		



INFORME AGROMETEOROLOGICO DIARIO



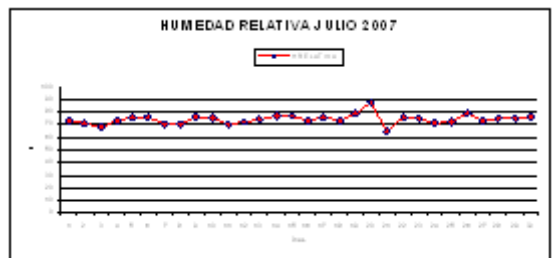
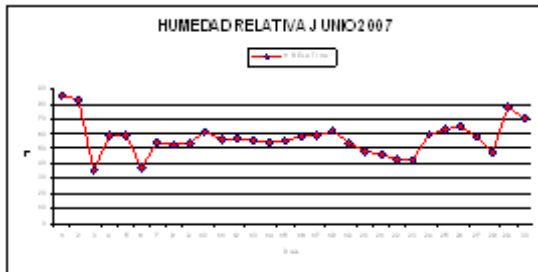


DRA
PROVINCIA ANCASH
MES POMABAMBA
JUNIO 2007

Fecha	Dia	T° Mínima	T° Máxima	H. RELATIVA	T.Precipitación
01/06/2007	1	9.0	22.0	86	0.0
02/06/2007	2	5.5	22.0	83	0.0
03/06/2007	3	4.0	20.0	35	0.0
04/06/2007	4	2.0	21.0	59	0.0
05/06/2007	5	0.0	21.0	59	0.0
06/06/2007	6	-1.0	21.0	37	0.0
07/06/2007	7	5.0	20.0	54	0.0
08/06/2007	8	6.0	21.0	53	0.0
09/06/2007	9	6.0	22.0	54	0.0
10/06/2007	10	5.0	20.0	61	0.0
11/06/2007	11	5.0	22.0	56	0.0
12/06/2007	12	5.0	22.0	57	0.0
13/06/2007	13	5.0	21.0	55	0.0
14/06/2007	14	6.0	20.0	55	0.0
15/06/2007	15	5.0	21.0	55	0.0
16/06/2007	16	6.0	21.0	59	0.0
17/06/2007	17	6.0	21.5	59	0.0
18/06/2007	18	6.5	21.5	63	0.0
19/06/2007	19	3.0	22.0	53	0.0
20/06/2007	20	3.5	23.0	48	0.0
21/06/2007	21	2.0	23.0	46	0.0
22/06/2007	22	5.0	22.5	43	0.0
23/06/2007	23	5.0	23.0	43	0.0
24/06/2007	24	5.0	20.0	59	0.0
25/06/2007	25	10.0	19.0	63	0.0
26/06/2007	26	9.0	22.0	65	0.0
27/06/2007	27	9.0	21.0	58	1.5
28/06/2007	28	10.0	22.0	48	0.0
29/06/2007	29	10.0	22.0	78	0.0
30/06/2007	30	8.0	22.0	70	0.0
1° Dec		4.2	21.0	58	0.0
2° Dec		5.1	21.5	56	0.0
3° Dec		7.3	21.7	57	1.5
Promedio		5.5	21.4	57	75.9
Del total		-1.0	23.0		

INFORME AGROMETEOROLOGICO DIARIO

DRA
PROVINCIA ANCASH
MES POMABAMBA
JULIO 2007

Fecha	Dia	T° Mínima	T° Máxima	H. RELATIVA	T.Precipitación
01/07/2007	1	4.0	22.0	73	0.0
02/07/2007	2	4.0	21.0	71	0.0
03/07/2007	3	5.0	21.0	68	0.0
04/07/2007	4	5.0	20.0	73	0.0
05/07/2007	5	9.0	21.0	76	0.0
06/07/2007	6	6.0	18.0	76	0.0
07/07/2007	7	5.0	21.0	71	0.0
08/07/2007	8	6.0	20.0	70	4.7
09/07/2007	9	5.0	19.0	75	0.0
10/07/2007	10	10.5	20.0	75	0.0
11/07/2007	11	8.0	21.0	70	0.0
12/07/2007	12	7.0	21.0	72	0.0
13/07/2007	13	9.0	20.0	74	0.0
14/07/2007	14	8.0	21.0	76	0.0
15/07/2007	15	9.0	21.0	76	0.0
16/07/2007	16	8.0	21.0	73	0.0
17/07/2007	17	9.0	23.0	76	2.0
18/07/2007	18	9.0	20.0	73	0.0
19/07/2007	19	9.0	19.0	78	0.0
20/07/2007	20	9.0	20.0	88	0.0
21/07/2007	21	8.0	20.0	65	17.0
22/07/2007	22	7.0	21.0	76	4.6
23/07/2007	23	7.0	21.0	75	0.0
24/07/2007	24	9.0	21.0	72	0.0
25/07/2007	25	7.0	22.0	72	0.0
26/07/2007	26	8.0	19.0	79	0.0
27/07/2007	27	8.0	20.0	73	0.0
28/07/2007	28	7.0	21.0	75	0.0
29/07/2007	29	7.0	22.0	75	0.0
30/07/2007	30	6.0	21.0	76	0.0
31/07/2007	31	6.0	22.0	73	0.0
1° Dec		6.0	20.3	73	4.7
2° Dec		8.5	20.7	76	2.0
3° Dec		7.4	20.8	74	21.6
Promedio		7.3	20.6	74	75.9
Del total		4.0	23.0		

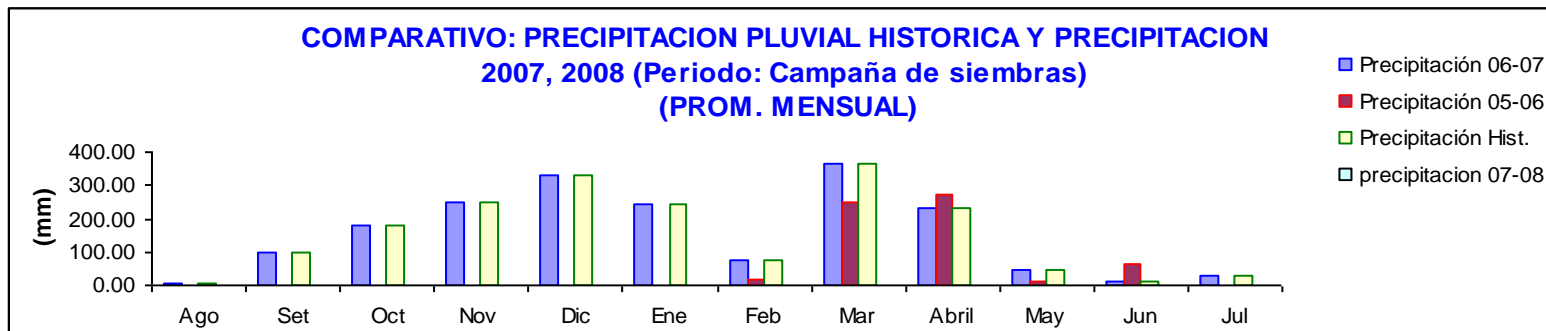


CUADRO RESUMEN

Información Metereológica Mensual por Campaña de Siembra 2007-2008

Estación:	DRA Ancash	Latitud:	08° 48' 99.7"	Sur	EPE	4 METROS
Departamento:	Ancash	Longitud:	77°27'59.2"	Oeste		
Provincia:	Pomabamba	Altitud:	2,990	m.s.n.m.		
Distrito:	Pomabamba	Campaña	2007 - 2008			

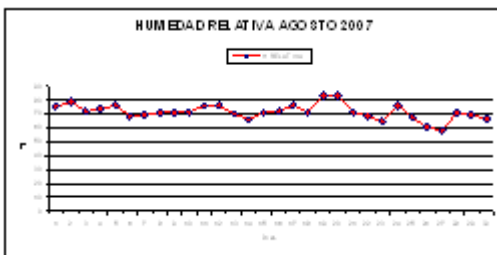

Variable	2007-2008											
	Ago	Set	Oct	Nov	Dic	Ene	Feb	Mar	Abril	May	Jun	Jul
T° máxima promedio (°C)	21.47	20.43	20.87	21.40	21.87	18.68	19.41	18.66	20.07	20.97	21.93	20.52
T° máxima absoluta (°C)	23.00	23.00	24.00	25.00	26.00	25.00	24.00	22.00	23.00	24.00	23.00	23.00
T° mínima promedio (°C)	7.05	9.17	9.00	10.65	10.52	10.55	10.98	10.53	9.81	8.86	7.90	7.12
T° mínima absoluta (°C)	2.00	6.00	4.00	7.00	7.00	5.00	10.00	7.00	7.00	6.00	4.00	5.00
T° promedio (°C)	15.61	15.62	15.67	16.74	17.06	15.39	16.07	14.73	15.10	15.31	14.56	13.66
HR promedio 07 horas (%)	89.70	95.92	93.29	92.01	95.27	91.55	97.54	96.31	98.62	97.22	94.89	101.72
HR promedio 13 horas (%)	57.35	62.93	64.14	62.96	61.90	80.42	68.19	73.15	66.53	62.67	57.98	68.04
HR promedio 19 horas (%)	67.44	70.37	71.87	77.08	71.32	80.65	76.57	84.25	86.76	78.74	79.55	82.59
HR promedio (%)	71.50	76.41	76.44	77.35	76.16	84.21	80.77	84.57	83.97	79.54	77.47	84.12
Precipitación 07-08 (mm)	6.50	75.10	265.20	185.10	171.30	235.00	282.30	161.90	126.00	36.70	0.00	0.10
Precipitación 06-07 (mm)	5.20	100.30	180.20	249.80	328.10	246.30	76.80	363.20	232.60	45.20	11.60	28.30
Precipitación 05-06 (mm)							14.90	250.90	271.20	13.60	61.90	1.50
Precipitación Hist. (mm)	5.20	100.30	180.20	249.80	328.10	246.30	76.80	363.20	232.60	45.20	11.60	28.30



INFORME AGROMETEOROLOGICO DIARIO

DRA
PROVINCIA ANCASH
MES POMABAMBA
AGOSTO 2007


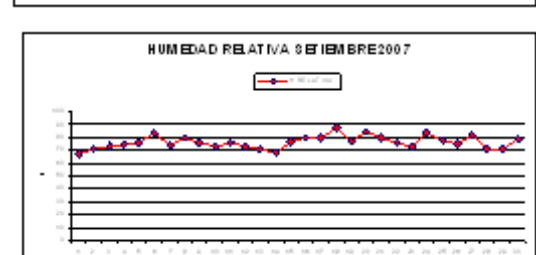
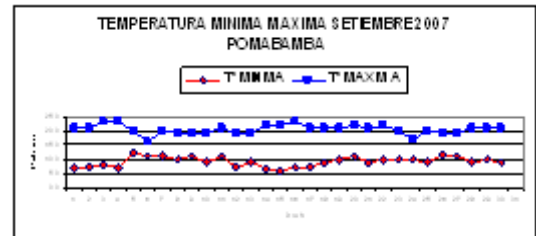
Fecha	Dia	T° Mínima	T° Máxima	H. RELATIVA	T.Precipitación
01/08/2007	1	6.0	22.0	75	0.0
02/08/2007	2	2.0	20.0	78	0.0
03/08/2007	3	6.0	20.0	72	0.0
04/08/2007	4	6.0	20.0	73	0.0
05/08/2007	5	7.0	21.0	76	0.0
06/08/2007	6	7.0	22.0	69	0.0
07/08/2007	7	7.0	21.0	70	0.0
08/08/2007	8	7.0	22.0	71	0.0
09/08/2007	9	9.0	22.0	71	0.0
10/08/2007	10	8.0	22.0	71	0.0
11/08/2007	11	8.0	19.0	76	0.0
12/08/2007	12	8.0	18.0	76	0.0
13/08/2007	13	6.0	23.0	70	0.0
14/08/2007	14	6.0	22.0	66	0.0
15/08/2007	15	6.0	21.0	71	0.0
16/08/2007	16	11.0	22.0	72	0.0
17/08/2007	17	9.0	22.0	76	6.5
18/08/2007	18	10.0	21.0	71	0.0
19/08/2007	19	10.0	22.0	83	0.0
20/08/2007	20	9.0	22.0	83	0.0
21/08/2007	21	6.0	23.0	71	0.0
22/08/2007	22	5.0	23.0	68	0.0
23/08/2007	23	5.5	23.0	65	0.0
24/08/2007	24	6.5	23.0	76	0.0
25/08/2007	25	6.0	23.0	68	0.0
26/08/2007	26	7.0	22.0	60	0.0
27/08/2007	27	7.0	21.0	58	0.0
28/08/2007	28	11.0	21.0	71	0.0
29/08/2007	29	4.5	21.0	70	0.0
30/08/2007	30	5.0	20.0	67	0.0
31/08/2007	31	6.0	21.0	68	0.0
Resumen Mensual:					
1° Dec		6.5	21.2	73	0.0
2° Dec		8.3	21.2	74	6.5
3° Dec		6.4	22.0	67	0.0
Promedio		7.1	21.5	71	75.9
Del total		2.0	23.0		



INFORME AGROMETEOROLOGICO DIARIO

DRA
PROVINCIA ANCASH
MES POMABAMBA
SEPTIEMBRE 2007

Fecha	Dia	T° Mínima	T° Máxima	H. RELATIVA	T.Precipitación
01/09/2007	1	7.0	21.0	67	0.0
02/09/2007	2	7.0	21.0	71	0.0
03/09/2007	3	8.0	23.0	73	0.0
04/09/2007	4	7.0	23.0	75	0.0
05/09/2007	5	12.0	20.0	76	2.0
06/09/2007	6	11.0	16.0	84	0.0
07/09/2007	7	11.0	20.0	74	0.0
08/09/2007	8	10.0	19.0	80	3.3
09/09/2007	9	11.0	19.0	76	0.0
10/09/2007	10	9.0	19.0	73	0.0
11/09/2007	11	11.0	21.0	76	0.0
12/09/2007	12	7.0	19.0	73	0.0
13/09/2007	13	9.0	19.0	71	0.0
14/09/2007	14	6.5	22.0	68	0.0
15/09/2007	15	6.0	22.0	77	0.0
16/09/2007	16	7.0	23.0	80	0.0
17/09/2007	17	7.0	21.0	80	0.0
18/09/2007	18	9.0	21.0	88	0.0
19/09/2007	19	10.0	21.0	77	0.3
20/09/2007	20	11.0	22.0	84	7.0
21/09/2007	21	9.0	21.0	80	35.0
22/09/2007	22	10.0	22.0	76	25.0
23/09/2007	23	10.0	20.0	74	2.5
24/09/2007	24	10.0	17.0	84	0.0
25/09/2007	25	9.0	20.0	78	0.0
26/09/2007	26	11.5	19.0	75	0.0
27/09/2007	27	11.0	19.0	81	0.0
28/09/2007	28	9.0	21.0	72	0.0
29/09/2007	29	10.0	21.0	71	0.0
30/09/2007	30	9.0	21.0	79	0.0
Resumen Mensual:					
1° Dec		9.3	20.1	75	5.3
2° Dec		8.4	21.1	78	7.3
3° Dec		9.9	20.1	77	62.5
Promedio		9.2	20.4	76	75.9
Del total		6.0	23.0		



INFORME AGROMETEOROLOGICO DIARIO

DRA
PROVINCIA
MES

ANCASH
POMABAMBA
OCTUBRE 2007


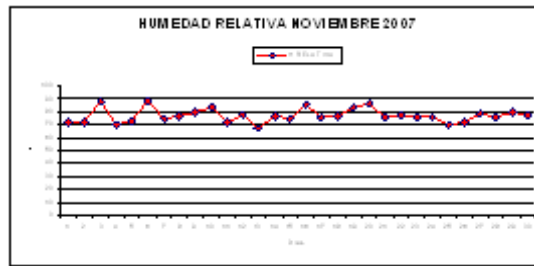


Fecha	Dia	T° Mínima	T° Máxima	H. RELATIVA	T.Precipitación
01/10/2007	1	7.0	23.0	71	0.0
02/10/2007	2	7.0	23.0	78	0.0
03/10/2007	3	6.0	24.0	62	0.0
04/10/2007	4	9.0	23.0	63	0.0
05/10/2007	5	8.0	24.0	76	0.0
06/10/2007	6	7.0	23.0	80	0.0
07/10/2007	7	8.0	23.0	69	5.0
08/10/2007	8	9.0	23.0	70	25.0
09/10/2007	9	9.0	21.0	71	38.5
10/10/2007	10	10.0	19.0	79	2.0
11/10/2007	11	10.0	21.0	78	0.0
12/10/2007	12	11.0	22.0	70	5.0
13/10/2007	13	11.0	23.0	74	1.8
14/10/2007	14	6.0	23.0	72	0.0
15/10/2007	15	7.0	23.0	72	0.0
16/10/2007	16	9.0	23.0	79	11.5
17/10/2007	17	4.0	17.0	80	8.0
18/10/2007	18	11.0	19.0	82	13.5
19/10/2007	19	11.0	19.0	80	6.0
20/10/2007	20	11.0	21.0	86	9.5
21/10/2007	21	11.0	21.0	72	19.5
22/10/2007	22	10.0	21.0	75	28.5
23/10/2007	23	11.0	18.0	86	4.5
24/10/2007	24	11.0	19.0	91	10.0
25/10/2007	25	10.0	19.0	78	1.0
26/10/2007	26	11.0	19.0	79	2.2
27/10/2007	27	9.0	17.0	82	2.2
28/10/2007	28	8.0	19.0	78	14.0
29/10/2007	29	7.0	18.0	88	17.5
30/10/2007	30	11.0	18.0	74	40.0
31/10/2007	31	11.0	18.0	85	2.0
Resumen Mensual:					
1° Dec		8.0	22.6	72	70.5
2° Dec		9.1	21.1	77	55.3
3° Dec		9.9	18.9	80	139.4
Promedio		9.0	20.9	76	75.9
Del total		4.0	24.0		

INFORME AGROMETEOROLOGICO DIARIO

DRA
PROVINCIA
MES

ANCASH
POMABAMBA
NOVIEMBRE 2007

Fecha	Dia	T° Mínima	T° Máxima	H. RELATIVA	T.Precipitación
01/11/2007	1	7.0	21.0	72	7.5
02/11/2007	2	7.0	22.0	72	0.0
03/11/2007	3	8.0	23.0	89	22.5
04/11/2007	4	8.0	22.0	70	0.0
05/11/2007	5	12.0	21.0	73	0.0
06/11/2007	6	13.0	21.0	88	9.0
07/11/2007	7	12.0	23.0	75	0.0
08/11/2007	8	10.0	22.0	77	37.5
09/11/2007	9	9.0	22.0	80	0.0
10/11/2007	10	9.0	23.0	84	0.0
11/11/2007	11	9.0	23.0	72	0.0
12/11/2007	12	10.0	22.0	78	0.0
13/11/2007	13	12.0	24.0	68	0.0
14/11/2007	14	11.0	19.0	77	3.5
15/11/2007	15	12.0	20.0	75	11.4
16/11/2007	16	12.5	16.0	86	17.0
17/11/2007	17	11.0	20.0	76	14.5
18/11/2007	18	10.0	20.0	77	0.0
19/11/2007	19	12.0	20.0	83	0.0
20/11/2007	20	11.0	22.0	87	3.5
21/11/2007	21	13.0	20.0	76	20.0
22/11/2007	22	12.0	19.0	78	5.0
23/11/2007	23	11.0	19.0	76	0.0
24/11/2007	24	11.0	20.0	76	0.0
25/11/2007	25	12.0	21.0	70	3.5
26/11/2007	26	12.0	25.0	72	2.3
27/11/2007	27	10.0	24.0	79	4.0
28/11/2007	28	9.0	24.0	76	15.9
29/11/2007	29	12.0	23.0	80	8.0
30/11/2007	30	12.0	21.0	78	0.0
Resumen Mensual:					
1° Dec		9.5	22.0	78	76.5
2° Dec		11.1	20.6	78	49.9
3° Dec		11.4	21.6	76	58.7
Promedio		10.7	21.4	77	75.9
Del total		7.0	25.0		



INFORME AGROMETEOROLOGICO DIARIO

DRA
PROVINCIA
MES

ANCASH
POMABAMBA
DICIEMBRE 2007

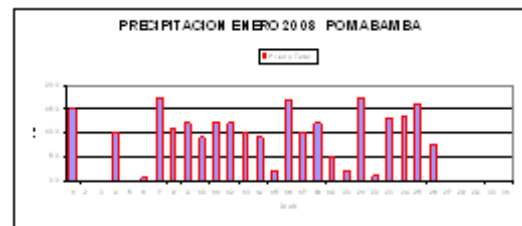

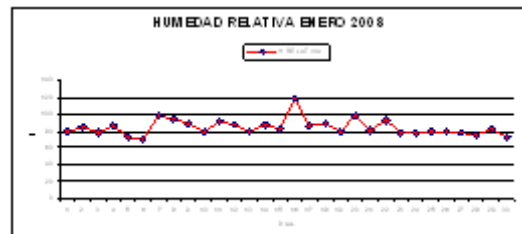
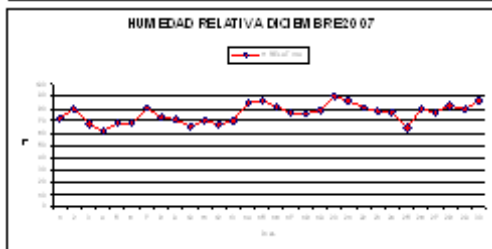


Fecha	Dia	T° Minima	T° Máxima	H. RELATIVA	T.Precipitación
01/12/2007	1	11.0	22.0	72	0.0
02/12/2007	2	10.0	23.0	80	0.0
03/12/2007	3	12.0	24.0	67	0.0
04/12/2007	4	7.0	26.0	61	0.0
05/12/2007	5	9.0	24.0	68	0.0
06/12/2007	6	9.0	25.0	69	0.0
07/12/2007	7	12.0	23.0	81	0.0
08/12/2007	8	10.0	24.0	73	0.0
09/12/2007	9	9.0	25.0	72	0.0
10/12/2007	10	10.0	24.0	66	0.0
11/12/2007	11	11.0	24.0	70	0.0
12/12/2007	12	11.0	26.0	67	10.0
13/12/2007	13	10.0	23.0	71	0.0
14/12/2007	14	11.0	15.0	85	7.0
15/12/2007	15	12.0	18.0	86	6.0
16/12/2007	16	9.0	18.0	82	0.0
17/12/2007	17	10.0	20.0	77	0.0
18/12/2007	18	10.0	24.0	76	0.0
19/12/2007	19	12.5	21.0	79	41.0
20/12/2007	20	10.0	19.0	91	16.7
21/12/2007	21	11.0	19.0	86	7.9
22/12/2007	22	12.0	19.0	81	0.0
23/12/2007	23	11.0	23.0	78	0.0
24/12/2007	24	10.0	22.0	77	0.0
25/12/2007	25	12.0	25.0	64	0.0
26/12/2007	26	11.0	21.0	80	37.0
27/12/2007	27	10.0	22.0	77	12.5
28/12/2007	28	12.0	19.0	83	9.2
29/12/2007	29	10.0	19.0	80	24.0
30/12/2007	30	11.0	19.0	86	0.0
31/12/2007	31	11.0	18.0	88	0.0
1° Dec		9.9	24.0	71	0.0
2° Dec		10.7	20.8	78	80.7
3° Dec		11.0	20.8	79	90.6
Promedio		10.5	21.9	76	75.9
Del total		7.0	26.0		

INFORME AGROMETEOROLOGICO DIARIO

DRA
PROVINCIA
MES

ANCASH
POMABAMBA
ENERO 2008

Fecha	Dia	T° Minima	T° Máxima	H. RELATIVA	T.Precipitación
01/01/2008	1	9.0	22.0	80	15.0
02/01/2008	2	9.0	20.0	85	0.0
03/01/2008	3	5.0	22.0	78	0.0
04/01/2008	4	11.0	19.0	87	10.0
05/01/2008	5	10.0	19.0	73	0.0
06/01/2008	6	12.0	17.0	70	0.5
07/01/2008	7	12.0	19.0	98	17.5
08/01/2008	8	12.0	19.0	94	11.1
09/01/2008	9	11.0	19.0	89	12.0
10/01/2008	10	11.0	19.5	79	9.0
11/01/2008	11	8.0	15.0	92	12.0
12/01/2008	12	11.0	18.0	88	12.0
13/01/2008	13	11.0	12.0	79	10.0
14/01/2008	14	10.0	17.0	88	9.0
15/01/2008	15	8.0	15.0	82	2.1
16/01/2008	16	10.0	17.0	118	17.0
17/01/2008	17	12.0	18.0	86	10.0
18/01/2008	18	11.0	19.0	88	12.0
19/01/2008	19	11.0	15.0	80	5.0
20/01/2008	20	11.5	25.0	98	2.1
21/01/2008	21	12.0	21.0	80	17.5
22/01/2008	22	12.0	21.0	92	1.0
23/01/2008	23	11.0	19.0	78	13.0
24/01/2008	24	12.0	19.0	78	13.5
25/01/2008	25	12.0	18.0	80	16.2
26/01/2008	26	11.0	19.0	79	7.5
27/01/2008	27	12.0	20.0	79	0.0
28/01/2008	28	9.0	19.0	75	0.0
29/01/2008	29	11.0	16.0	82	0.0
30/01/2008	30	9.0	22.0	72	0.0
31/01/2008	31	10.0	23.0	71	0.0
1° Dec		10.2	19.6	83	75.1
2° Dec		10.4	17.1	90	91.2
3° Dec		11.1	19.4	79	68.7
Promedio		10.6	18.7	84	75.9
Del total		5.0	25.0		

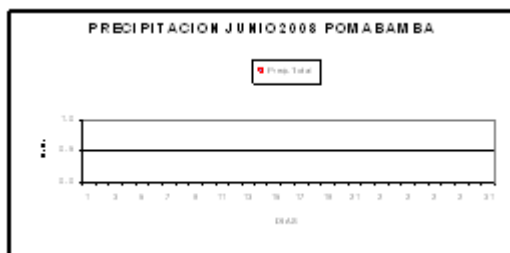
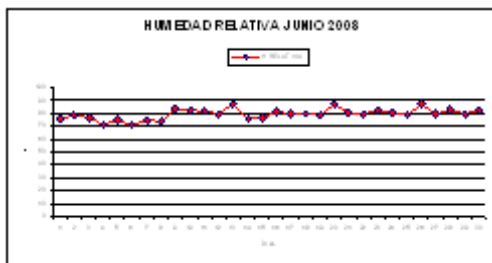



INFORME AGROMETEOROLOGICO DIARIO

DRA
PROVINCIA
MES

ANCASH
POMABAMBA
JUNIO 2008

Fecha	Dia	T° Mínima	T° Máxima	H. RELATIVA	T.Precipitación
01/06/2008	1	12.0	19.0	83	0.0
02/06/2008	2	10.0	22.0	78	0.0
03/06/2008	3	8.0	22.0	77	0.0
04/06/2008	4	5.0	23.0	77	0.0
05/06/2008	5	4.0	22.0	71	0.0
06/06/2008	6	5.0	23.0	74	0.0
07/06/2008	7	6.0	23.0	77	0.0
08/06/2008	8	7.0	23.0	77	0.0
09/06/2008	9	7.0	23.0	79	0.0
10/06/2008	10	8.0	23.0	76	0.0
11/06/2008	11	8.5	23.0	78	0.0
12/06/2008	12	7.0	23.0	75	0.0
13/06/2008	13	7.0	23.0	74	0.0
14/06/2008	14	9.0	23.0	77	0.0
15/06/2008	15	10.0	22.0	78	0.0
16/06/2008	16	10.0	16.0	85	0.0
17/06/2008	17	9.0	23.0	78	0.0
18/06/2008	18	6.0	23.0	76	0.0
19/06/2008	19	6.0	23.0	76	0.0
20/06/2008	20	7.0	22.0	85	0.0
21/06/2008	21	8.0	23.0	74	0.0
22/06/2008	22	10.0	19.0	76	0.0
23/06/2008	23	10.0	18.0	82	0.0
24/06/2008	24	11.0	19.0	77	0.0
25/06/2008	25	9.0	22.0	74	0.0
26/06/2008	26	8.0	23.0	75	0.0
27/06/2008	27	8.5	22.0	81	0.0
28/06/2008	28	7.0	23.0	75	0.0
29/06/2008	29	6.0	23.0	80	0.0
30/06/2008	30	5.0	22.0	77	0.0
Resumen Mensual:					
1° Dec		7.2	22.3	77	0.0
2° Dec		8.0	22.1	78	0.0
3° Dec		8.3	21.4	77	0.0
Promedio		7.8	21.9	77	75.9
Del total		4.0	23.0		

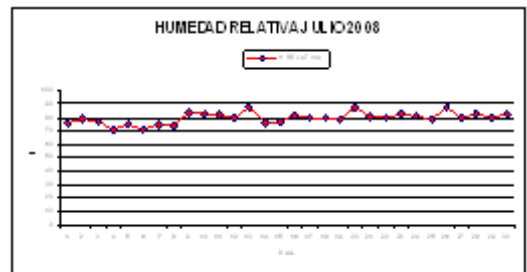



INFORME AGROMETEOROLOGICO DIARIO

DRA
PROVINCIA
MES

ANCASH
POMABAMBA
JULIO 2008

Fecha	Dia	T° Mínima	T° Máxima	H. RELATIVA	T.Precipitación
01/07/2008	1	5.0	22.0	75	0.0
02/07/2008	2	5.0	21.0	78	0.0
03/07/2008	3	5.0	22.0	122	0.0
04/07/2008	4	5.5	21.0	77	0.0
05/07/2008	5	6.0	21.0	81	0.0
06/07/2008	6	5.0	21.0	82	0.0
07/07/2008	7	5.0	21.0	94	0.0
08/07/2008	8	6.0	21.5	79	0.0
09/07/2008	9	10.0	20.0	82	0.0
10/07/2008	10	10.0	20.0	88	0.0
11/07/2008	11	10.0	18.0	81	0.0
12/07/2008	12	11.0	19.0	81	0.0
13/07/2008	13	10.0	22.0	78	0.0
14/07/2008	14	6.0	21.0	77	0.0
15/07/2008	15	7.0	20.0	80	0.0
16/07/2008	16	7.0	22.0	81	0.1
17/07/2008	17	7.0	22.0	78	0.0
18/07/2008	18	6.0	21.0	81	0.0
19/07/2008	19	7.0	22.0	79	0.0
20/07/2008	20	6.0	23.0	86	0.0
21/07/2008	21	6.0	22.0	89	0.0
22/07/2008	22	6.0	22.0	89	0.0
23/07/2008	23	10.0	17.0	84	0.0
24/07/2008	24	8.0	18.5	80	0.0
25/07/2008	25	6.0	20.0	85	0.0
26/07/2008	26	9.0	17.0	83	0.0
27/07/2008	27	7.0	17.0	99	0.0
28/07/2008	28	8.0	21.0	88	0.0
29/07/2008	29	7.0	20.0	86	0.0
30/07/2008	30	8.0	21.0	86	0.0
31/07/2008	31	7.0	23.0	84	0.0
Resumen Mensual:					
1° Dec		6.3	21.1	86	0.0
2° Dec		7.7	21.0	80	0.1
3° Dec		7.5	19.6	87	0.0
Promedio		7.2	20.5	84	0.1
Del total		5.0	23.0		

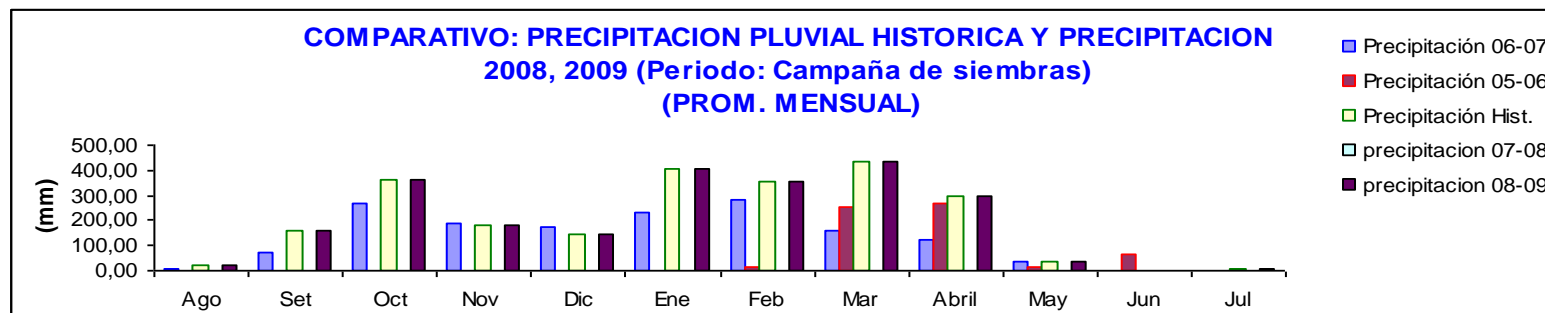


CUADRO RESUMEN

Información Metereológica Mensual por Campaña de Siembra 2008-2009

Estación:	DRA Ancash	Latitud:	09°31'36.6" Sur	EPE	4 METROS
Departamento:	Ancash	Longitud:	77°31'16.2" Oeste		
Provincia:	Pomabamba	Altitud:	3109	m.s.n.m.	
Distrito:	Pomabamba	Campaña	2008 - 2009		

Variable	2008-2009											
	Ago	Set	Oct	Nov	Dic	Ene	Feb	Mar	Abril	May	Jun	Jul
T° máxima promedio (°C)	21,47	21,22	20,38	21,47	21,83	20,30	18,96	19,21	20,10	20,52	21,47	20,86
T° máxima absoluta (°C)	24,00	25,50	24,00	26,00	24,00	24,00	22,00	23,00	24,00	23,00	24,00	23,00
T° mínima promedio (°C)	9,03	9,63	10,67	11,03	10,03	10,82	10,82	10,52	10,41	9,31	9,03	7,69
T° mínima absoluta (°C)	6,00	6,00	9,00	9,00	6,00	8,00	8,00	9,00	9,00	7,00	7,00	5,00
T° promedio (°C)	15,32	15,24	16,06	16,42	16,20	15,69	15,02	15,16	15,65	15,37	15,28	14,90
HR promedio 07 horas (%)	95,67	97,93	101,25	99,51	100,46	98,35	100,32	101,71	99,66	98,62	96,01	99,99
HR promedio 13 horas (%)	60,91	64,57	64,57	64,17	64,01	69,61	74,60	73,39	69,91	68,03	64,78	63,29
HR promedio 19 horas (%)	77,56	83,77	80,81	80,42	82,03	84,31	85,33	81,31	82,22	82,15	82,07	77,66
HR promedio (%)	78,05	82,09	82,21	81,37	82,17	84,09	83,97	85,47	83,93	82,93	80,95	80,32
Precipitación 08-09 (mm)	25,00	158,80	362,30	182,50	142,30	402,40	352,50	436,55	295,20	36,50	0,00	8,50
Precipitación 07-08 (mm)	6,50	75,10	265,20	185,10	171,30	235,00	282,30	161,90	126,00	36,70	0,00	0,10
Precipitación 06-07 (mm)	5,20	100,30	180,20	249,80	328,10	246,30	76,80	363,20	232,60	45,20	11,60	28,30
Precipitación 05-06 (mm)							14,90	250,90	271,20	13,60	61,90	1,50
Precipitación Hist. (mm)	12,23	111,40	269,23	205,80	213,90	294,57	181,63	303,14	231,25	33,00	18,38	9,60



INFORME AGROMETEOROLOGICO MENSUAL

DRA
PROVINCIA
MES

ANCASH
POMABAMBA
AGOSTO 2008

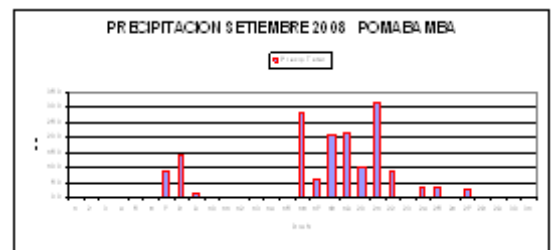
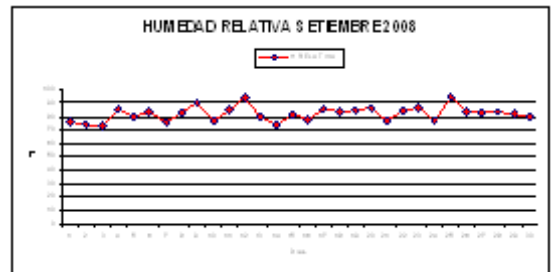



Fecha	Dia	T° Mínima	T° Máxima	H. RELATIVA	T.Precipitación
01/08/2008	1	9.0	21.0	74	0.0
02/08/2008	2	9.0	20.0	81	0.0
03/08/2008	3	11.0	19.0	79	25.0
04/08/2008	4	10.0	17.0	86	0.0
05/08/2008	5	12.0	19.0	81	0.0
06/08/2008	6	10.0	18.0	84	0.0
07/08/2008	7	6.5	20.0	77	0.0
08/08/2008	8	10.0	20.0	79	0.0
09/08/2008	9	7.0	20.0	86	0.0
10/08/2008	10	8.0	19.0	82	0.0
11/08/2008	11	6.0	22.0	79	0.0
12/08/2008	12	7.0	23.0	73	0.0
13/08/2008	13	10.0	21.0	72	0.0
14/08/2008	14	7.0	22.0	72	0.0
15/08/2008	15	6.0	22.0	76	0.0
16/08/2008	16	7.0	23.0	74	0.0
17/08/2008	17	8.0	23.0	74	0.0
18/08/2008	18	6.0	22.0	83	0.0
19/08/2008	19	7.5	22.0	86	0.0
20/08/2008	20	13.0	23.0	83	0.0
21/08/2008	21	9.0	22.0	79	0.0
22/08/2008	22	19.0	23.0	78	0.0
23/08/2008	23	11.0	22.0	76	0.0
24/08/2008	24	10.0	23.0	71	0.0
25/08/2008	25	7.0	24.0	76	0.0
26/08/2008	26	9.0	23.0	77	0.0
27/08/2008	27	10.0	24.0	76	0.0
28/08/2008	28	9.0	24.0	75	0.0
29/08/2008	29	10.0	21.0	77	0.0
30/08/2008	30	7.0	22.0	74	0.0
31/08/2008	31	7.0	22.0	74	0.0
1° Dec					
		9.3	19.3	81	25.0
2° Dec					
		7.8	22.3	77	0.0
3° Dec					
		10.1	22.8	76	0.0
Promedio					
		9.0	21.5	78	25.0
Del total					
		6.0	24.0		

INFORME AGROMETEOROLOGICO MENSUAL

DRA
PROVINCIA
MES

ANCASH
POMABAMBA
SETIEMBRE 2008

Fecha	Dia	T° Mínima	T° Máxima	H. RELATIVA	T.Precipitación
01/09/2008	1	7.0	23.0	75	0.0
02/09/2008	2	6.0	25.5	74	0.0
03/09/2008	3	9.0	23.0	73	0.0
04/09/2008	4	9.0	20.0	86	0.0
05/09/2008	5	11.0	21.0	80	0.0
06/09/2008	6	10.0	23.0	83	0.0
07/09/2008	7	11.0	23.0	76	8.5
08/09/2008	8	11.0	17.0	83	14.0
09/09/2008	9	11.0	15.0	91	1.5
10/09/2008	10	10.0	21.0	76	0.0
11/09/2008	11	7.0	22.0	85	0.0
12/09/2008	12	9.0	22.0	94	0.0
13/09/2008	13	11.0	21.0	80	0.0
14/09/2008	14	10.0	22.0	74	0.0
15/09/2008	15	9.0	19.0	82	0.0
16/09/2008	16	12.0	21.0	78	28.0
17/09/2008	17	9.0	19.0	86	6.0
18/09/2008	18	11.0	22.0	84	20.8
19/09/2008	19	11.0	21.0	85	21.5
20/09/2008	20	10.0	22.0	87	10.0
21/09/2008	21	9.0	23.0	77	31.5
22/09/2008	22	9.0	19.0	85	8.5
23/09/2008	23	9.0	22.0	87	0.0
24/09/2008	24	10.0	22.0	77	3.0
25/09/2008	25	10.0	20.0	94	3.0
26/09/2008	26	10.0	22.0	84	0.0
27/09/2008	27	9.0	21.0	83	2.5
28/09/2008	28	10.0	22.0	84	0.0
29/09/2008	29	9.0	21.0	81	0.0
30/09/2008	30	10.0	22.0	80	0.0
1° Dec					
		9.5	21.2	80	24.0
2° Dec					
		9.9	21.1	83	86.3
3° Dec					
		9.5	21.4	83	48.5
Promedio					
		9.6	21.2	82	158.8
Del total					
		6.0	25.5		



INFORME AGROMETEOROLOGICO MENSUAL


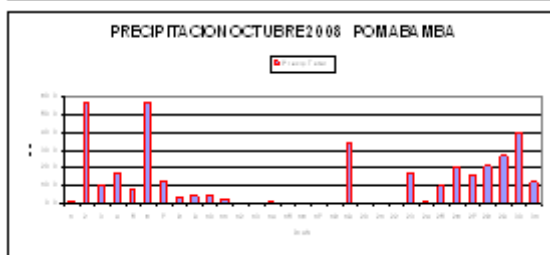
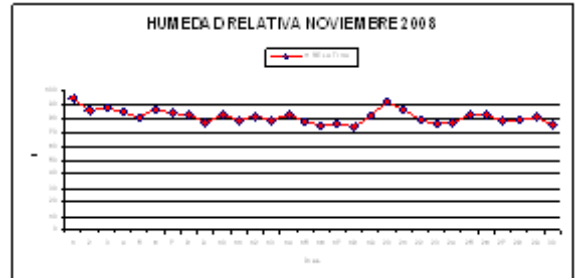
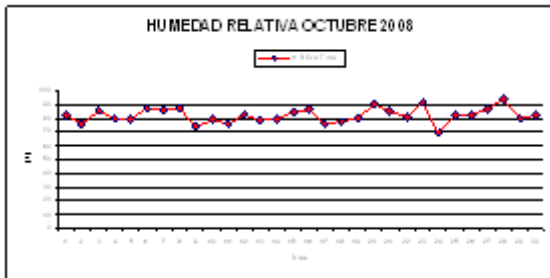

DRA
PROVINCIA ANCASH
MES POMABAMBA
OCTUBRE 2008

Fecha	Dia	T° Mínima	T° Máxima	H. RELATIVA	T.Precipitación
01/10/2008	1	10.0	21.0	83	0.5
02/10/2008	2	10.0	21.0	76	56.5
03/10/2008	3	9.0	21.0	85	10.0
04/10/2008	4	10.0	21.0	80	17.0
05/10/2008	5	11.0	22.0	80	8.0
06/10/2008	6	9.0	18.0	88	57.0
07/10/2008	7	9.0	16.0	86	12.2
08/10/2008	8	9.0	19.0	87	4.0
09/10/2008	9	12.0	22.0	74	4.2
10/10/2008	10	12.0	18.0	79	4.7
11/10/2008	11	10.0	22.0	76	2.2
12/10/2008	12	9.0	22.0	83	0.0
13/10/2008	13	11.0	23.0	79	0.0
14/10/2008	14	12.0	20.0	80	1.0
15/10/2008	15	11.0	22.5	85	0.0
16/10/2008	16	9.0	19.0	86	0.0
17/10/2008	17	12.0	22.0	76	0.0
18/10/2008	18	11.0	22.0	78	0.0
19/10/2008	19	12.0	21.0	80	33.5
20/10/2008	20	12.0	22.0	90	0.0
21/10/2008	21	10.0	23.0	86	0.0
22/10/2008	22	12.0	21.0	81	0.0
23/10/2008	23	12.0	19.0	92	17.5
24/10/2008	24	12.0	19.0	70	0.5
25/10/2008	25	11.0	19.0	82	10.0
26/10/2008	26	10.0	19.0	82	20.5
27/10/2008	27	10.0	19.0	86	15.5
28/10/2008	28	11.0	18.0	95	21.0
29/10/2008	29	11.0	21.0	80	27.0
30/10/2008	30	11.0	19.0	83	39.5
31/10/2008	31	11.0	14.0	96	12.0
1° Dec		10.1	19.9	82	174.1
2° Dec		10.9	21.6	81	36.7
3° Dec		11.0	19.7	84	151.5
Promedio		10.7	20.4	82	362.3
Del total		9.0	23.0		

INFORME AGROMETEOROLOGICO MENSUAL

DRA
PROVINCIA ANCASH
MES POMABAMBA
NOVIEMBRE 2008

Fecha	Dia	T° Mínima	T° Máxima	H. RELATIVA	T.Precipitación
01/11/2008	1	10.0	14.0	94	11.0
02/11/2008	2	9.0	15.0	86	22.0
03/11/2008	3	11.0	15.0	88	7.5
04/11/2008	4	11.0	19.0	85	5.0
05/11/2008	5	11.0	20.0	81	0.0
06/11/2008	6	12.0	22.0	87	3.5
07/11/2008	7	9.0	22.0	84	0.0
08/11/2008	8	10.0	22.0	83	0.0
09/11/2008	9	11.0	19.0	77	0.0
10/11/2008	10	10.0	19.0	82	0.0
11/11/2008	11	11.0	22.0	79	0.0
12/11/2008	12	12.0	21.0	81	0.0
13/11/2008	13	11.0	23.0	79	3.0
14/11/2008	14	12.0	20.0	83	0.0
15/11/2008	15	10.0	20.0	78	0.0
16/11/2008	16	11.0	24.0	75	0.0
17/11/2008	17	10.0	24.0	76	0.0
18/11/2008	18	13.0	26.0	74	0.0
19/11/2008	19	13.0	20.0	82	22.0
20/11/2008	20	11.0	20.0	92	11.0
21/11/2008	21	11.0	23.0	87	0.0
22/11/2008	22	12.0	24.0	79	0.0
23/11/2008	23	12.0	25.0	76	0.0
24/11/2008	24	12.0	24.0	77	10.0
25/11/2008	25	12.0	24.0	83	5.5
26/11/2008	26	11.0	22.0	83	0.0
27/11/2008	27	12.0	24.0	78	5.0
28/11/2008	28	12.0	25.0	79	42.0
29/11/2008	29	10.0	23.0	81	35.0
30/11/2008	30	9.0	23.0	75	0.0
1° Dec		10.4	18.7	85	49.0
2° Dec		11.4	22.0	80	36.0
3° Dec		11.3	23.7	80	97.5
Promedio		11.0	21.5	81	182.5
Del total		9.0	26.0		

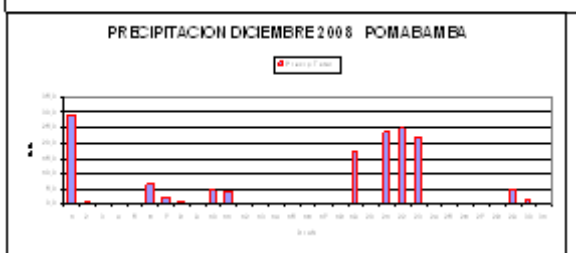
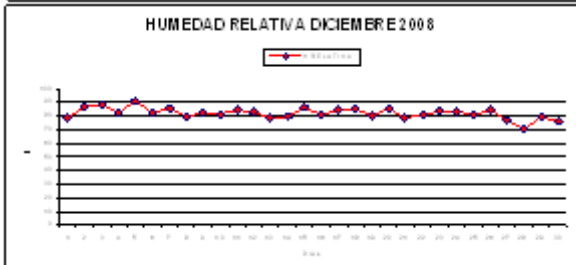


INFORME AGROMETEOROLOGICO MENSUAL

DRA
PROVINCIA
MES

ANCASH
POMABAMBA
DICIEMBRE 2008

Fecha	Día	T° Mínima	T° Máxima	H. RELATIVA	T.Precipitación
01/12/2008	1	10,0	21,0	79	29,5
02/12/2008	2	11,0	19,0	86	0,5
03/12/2008	3	9,0	22,0	88	0,0
04/12/2008	4	11,0	22,0	83	0,0
05/12/2008	5	9,0	22,0	91	0,0
06/12/2008	6	10,0	23,0	83	6,5
07/12/2008	7	9,0	21,0	86	2,3
08/12/2008	8	11,0	21,0	80	1,0
09/12/2008	9	12,5	19,0	83	0,0
10/12/2008	10	11,0	21,0	82	4,5
11/12/2008	11	10,0	24,0	84	4,0
12/12/2008	12	11,0	22,0	83	0,0
13/12/2008	13	11,0	23,0	79	0,0
14/12/2008	14	10,0	23,0	80	0,0
15/12/2008	15	9,0	24,0	87	0,0
16/12/2008	16	10,0	24,0	81	0,0
17/12/2008	17	11,0	19,0	85	0,0
18/12/2008	18	12,0	22,0	86	0,0
19/12/2008	19	11,0	22,0	80	17,5
20/12/2008	20	11,0	22,0	86	0,0
21/12/2008	21	10,0	22,0	79	23,5
22/12/2008	22	11,0	19,0	80	25,0
23/12/2008	23	11,0	18,0	84	22,0
24/12/2008	24	9,0	20,0	84	0,0
25/12/2008	25	10,0	23,0	81	0,0
26/12/2008	26	10,0	24,0	84	0,0
27/12/2008	27	7,0	24,0	77	0,0
28/12/2008	28	6,0	24,0	71	0,0
29/12/2008	29	7,0	23,0	80	4,5
30/12/2008	30	10,5	22,0	76	1,5
31/12/2008	31	11,0	22,0	81	0,0
Resumen Mensual:					
1° Dec		10,4	21,1	84	44,3
2° Dec		10,6	22,5	83	21,5
3° Dec		9,2	21,9	80	76,5
Promedio		10,0	21,8	82	142,3
Del total		6,0	24,0		

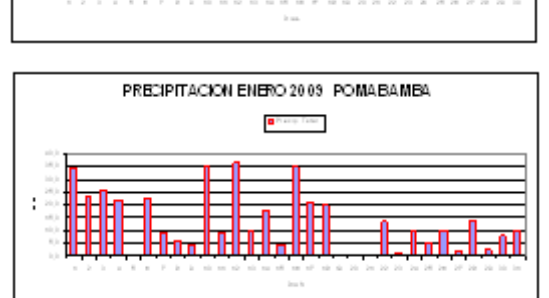
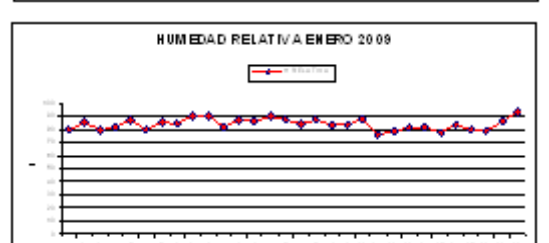



INFORME AGROMETEOROLOGICO MENSUAL

DRA
PROVINCIA
MES

ANCASH
POMABAMBA
ENERO 2009

Fecha	Día	T° Mínima	T° Máxima	H. RELATIVA	T.Precipitación
01/01/2009	1	12,0	23,0	80	34,5
02/01/2009	2	11,0	20,0	85	23,0
03/01/2009	3	10,0	21,0	80	26,0
04/01/2009	4	11,0	20,0	82	22,0
05/01/2009	5	11,0	22,0	87	0,0
06/01/2009	6	13,0	22,0	79	22,5
07/01/2009	7	11,0	22,0	86	9,0
08/01/2009	8	10,0	20,0	85	6,0
09/01/2009	9	10,0	20,0	91	4,5
10/01/2009	10	10,0	19,0	90	35,0
11/01/2009	11	11,0	19,0	82	9,0
12/01/2009	12	10,0	19,0	88	36,5
13/01/2009	13	12,0	18,0	86	9,8
14/01/2009	14	12,0	15,0	91	18,1
15/01/2009	15	9,0	18,0	87	4,5
16/01/2009	16	9,0	22,0	85	35,0
17/01/2009	17	9,0	20,0	87	21,0
18/01/2009	18	10,0	21,0	84	20,0
19/01/2009	19	8,0	19,0	84	0,0
20/01/2009	20	9,0	23,0	88	0,0
21/01/2009	21	10,0	21,0	76	0,0
22/01/2009	22	12,0	24,0	79	13,5
23/01/2009	23	12,0	21,0	81	0,8
24/01/2009	24	11,0	21,0	81	10,0
25/01/2009	25	11,0	22,0	78	5,0
26/01/2009	26	12,0	19,0	84	10,0
27/01/2009	27	12,0	20,0	80	2,2
28/01/2009	28	12,5	22,0	79	14,0
29/01/2009	29	12,0	20,0	86	2,5
30/01/2009	30	12,0	16,0	93	8,0
31/01/2009	31	11,0	21,0	84	10,0
Resumen Mensual:					
1° Dec		10,9	20,9	84	182,5
2° Dec		9,9	19,4	86	153,9
3° Dec		11,7	20,6	82	66,0
Promedio		10,8	20,3	84	402,4
Del total		8,0	24,0		

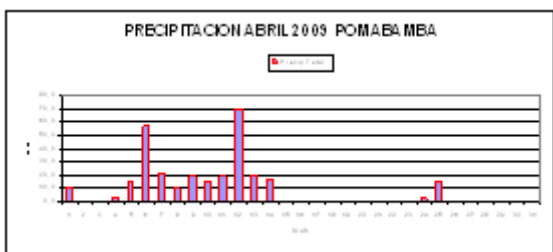
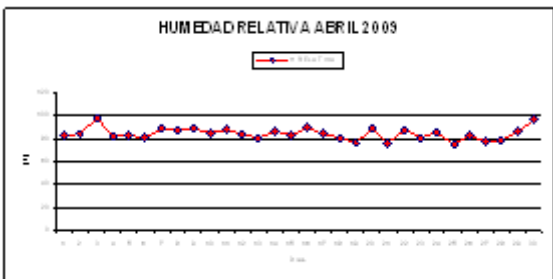



INFORME AGROMETEOROLOGICO MENSUAL

DRA
PROVINCIA
MES

ANCASH
POMABAMBA
ABRIL 2009

Fecha	Día	T° Mínima	T° Máxima	H.RELATIVA	T.Precipitación
01/04/2008	1	11,0	17,0	83	10,0
02/04/2008	2	11,0	18,0	84	0,0
03/04/2008	3	10,0	20,0	98	0,0
04/04/2008	4	10,0	22,0	81	3,0
05/04/2008	5	11,0	22,0	83	15,2
06/04/2008	6	10,0	20,0	81	57,0
07/04/2008	7	10,0	18,0	89	21,5
08/04/2008	8	11,0	17,0	88	10,0
09/04/2008	9	10,0	17,0	89	19,0
10/04/2008	10	11,0	19,0	85	15,0
11/04/2008	11	10,0	20,0	87	19,0
12/04/2008	12	10,0	19,0	84	70,0
13/04/2008	13	10,0	19,0	81	20,0
14/04/2008	14	11,0	16,0	87	17,5
15/04/2008	15	11,0	20,0	83	0,0
16/04/2008	16	10,0	21,0	91	0,0
17/04/2008	17	10,0	19,0	85	0,0
18/04/2008	18	11,0	23,0	81	0,0
19/04/2008	19	10,0	24,0	76	0,0
20/04/2008	20	11,0	22,0	89	0,0
21/04/2008	21	12,0	23,0	76	0,0
22/04/2008	22	12,0	18,0	87	0,0
23/04/2008	23	10,0	22,0	81	0,0
24/04/2008	24	10,0	21,0	85	3,0
25/04/2008	25	11,0	22,0	75	15,0
26/04/2008	26	11,0	22,0	83	0,0
27/04/2008	27	9,0	21,0	78	0,0
28/04/2008	28	9,0	22,0	78	0,0
29/04/2008	29	9,0	19,0	87	0,0
30/04/2008	30	9,0	21,0	97	0,0
Resumen Mensual:					
1° Dec		10,5	19,0	86	150,7
2° Dec		10,4	20,3	84	126,5
3° Dec		10,2	21,1	83	18,0
Promedio		10,4	20,1	84	75,9
Del total		9,0	24,0		


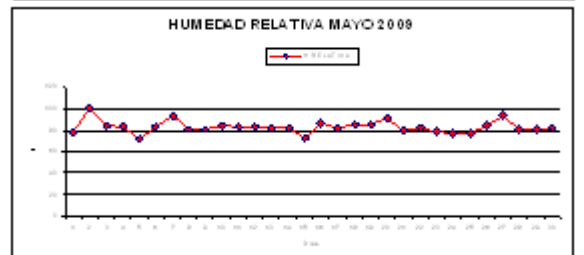



INFORME AGROMETEOROLOGICO MENSUAL

DRA
PROVINCIA
MES

ANCASH
POMABAMBA
MAYO 2009

Fecha	Día	T° Mínima	T° Máxima	H. RELATIVA	T.Precipitación
01/05/2009	1	10,0	22,0	78	0,7
02/05/2009	2	9,0	23,0	101	0,0
03/05/2009	3	9,0	21,0	84	0,0
04/05/2009	4	9,0	22,0	84	0,0
05/05/2009	5	9,0	23,0	71	0,0
06/05/2009	6	10,0	21,0	83	0,0
07/05/2009	7	10,0	14,0	94	0,0
08/05/2009	8	11,0	20,0	81	0,0
09/05/2009	9	10,0	21,0	81	0,0
10/05/2009	10	9,0	22,0	85	0,0
11/05/2009	11	9,0	22,0	83	8,0
12/05/2009	12	7,0	18,0	83	0,0
13/05/2009	13	12,0	19,0	82	0,0
14/05/2009	14	8,0	22,0	81	1,5
15/05/2009	15	9,0	22,0	72	0,0
16/05/2009	16	10,0	20,0	86	0,0
17/05/2009	17	11,0	21,0	82	15,0
18/05/2009	18	12,0	17,0	85	8,5
19/05/2009	19	12,0	19,0	85	1,0
20/05/2009	20	11,0	19,0	91	0,0
21/05/2009	21	8,0	22,0	80	0,0
22/05/2009	22	7,0	21,0	82	0,0
23/05/2009	23	9,0	22,0	78	0,0
24/05/2009	24	8,0	23,0	77	0,0
25/05/2009	25	8,0	22,0	77	0,0
26/05/2009	26	8,0	19,0	84	1,3
27/05/2009	27	7,0	15,0	93	0,0
28/05/2009	28	9,0	21,0	80	0,0
29/05/2009	29	9,0	22,0	81	0,5
30/05/2009	30	12,0	21,0	82	0,0
31/05/2009	31	11,0	22,0	79	0,0
Resumen Mensual:					
1° Dec		9,6	20,9	84	0,7
2° Dec		10,1	19,9	83	34,0
3° Dec		8,5	20,8	81	1,8
Promedio		9,4	20,5	83	36,5
Del total		7,0	23,0		

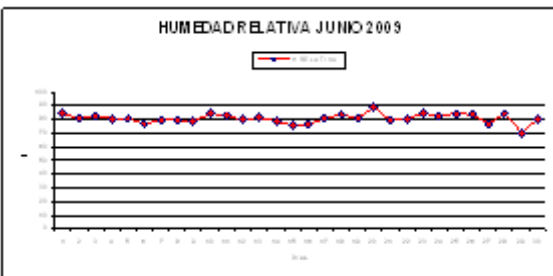


INFORME AGROMETEOROLOGICO MENSUAL

DRA
PROVINCIA
MES

ANCASH
POMABAMBA
JUNIO 2009

Fecha	Día	T° Mínima	T° Máxima	H.RELATIVA	T.Precipitación
01/06/2009	1	10,0	22,0	85	0,0
02/06/2009	2	9,0	23,0	81	0,0
03/06/2009	3	10,5	20,0	83	0,0
04/06/2009	4	9,0	22,0	80	0,0
05/06/2009	5	7,0	23,0	80	0,0
06/06/2009	6	7,0	23,0	77	0,0
07/06/2009	7	8,0	22,0	80	0,0
08/06/2009	8	8,0	23,0	80	0,0
09/06/2009	9	7,0	22,0	79	0,0
10/06/2009	10	8,0	19,0	84	0,0
11/06/2009	11	10,0	20,0	83	0,0
12/06/2009	12	11,0	21,0	80	0,0
13/06/2009	13	10,0	22,0	82	0,0
14/06/2009	14	9,0	23,0	79	0,0
15/06/2009	15	7,5	23,5	76	0,0
16/06/2009	16	9,0	23,0	77	0,0
17/06/2009	17	9,0	23,0	81	0,0
18/06/2009	18	7,0	20,0	83	0,0
19/06/2009	19	9,0	23,0	81	0,0
20/06/2009	20	10,0	20,0	89	0,0
21/06/2009	21	10,0	20,0	79	0,0
22/06/2009	22	8,0	20,0	81	0,0
23/06/2009	23	11,0	18,0	84	0,0
24/06/2009	24	10,0	20,0	83	0,0
25/06/2009	25	10,0	20,0	85	0,0
26/06/2009	26	9,0	18,0	84	0,0
27/06/2009	27	10,0	24,0	77	0,0
28/06/2009	28	9,0	23,0	85	0,0
29/06/2009	29	10,0	22,0	71	0,0
30/06/2009	30	9,0	20,0	81	0,0
Resumen Mensual:					
1° Dec		8,4	21,9	81	0,0
2° Dec		9,2	21,9	81	0,0
3° Dec		9,6	20,5	81	0,0
Promedio		9,0	21,4	81	75,9
Del total		7,0	24,0		

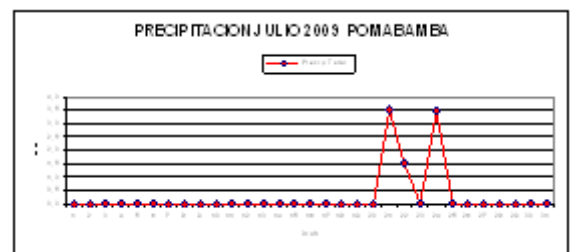
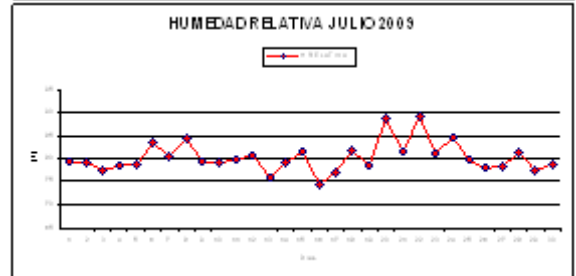



INFORME AGROMETEOROLOGICO MENSUAL

DRA
PROVINCIA
MES

ANCASH
POMABAMBA
JULIO 2009

Fecha	Día	T° Mínima	T° Máxima	H.RELATIVA	T.Precipitación
01/07/2009	1	6,0	22,0	80	0,0
02/07/2009	2	5,5	23,0	79	0,0
03/07/2009	3	11,0	21,0	77	0,0
04/07/2009	4	8,0	22,0	79	0,0
05/07/2009	5	9,0	21,0	78	0,0
06/07/2009	6	10,0	19,0	83	0,0
07/07/2009	7	10,0	20,0	81	0,0
08/07/2009	8	12,0	18,0	84	0,0
09/07/2009	9	8,0	19,0	79	0,0
10/07/2009	10	8,0	21,0	79	0,0
11/07/2009	11	7,0	21,0	80	0,0
12/07/2009	12	7,0	22,0	81	0,0
13/07/2009	13	6,0	19,0	76	0,0
14/07/2009	14	11,0	18,0	79	0,0
15/07/2009	15	7,0	22,0	81	0,0
16/07/2009	16	7,0	22,0	75	0,0
17/07/2009	17	6,0	20,0	77	0,0
18/07/2009	18	6,0	20,0	82	0,0
19/07/2009	19	7,0	21,0	79	0,0
20/07/2009	20	7,0	21,0	89	0,0
21/07/2009	21	6,0	21,0	81	3,5
22/07/2009	22	7,0	20,0	89	1,5
23/07/2009	23	10,5	20,0	81	0,0
24/07/2009	24	8,0	22,0	85	3,5
25/07/2009	25	7,0	23,0	80	0,0
26/07/2009	26	8,0	21,0	78	0,0
27/07/2009	27	6,0	21,0	78	0,0
28/07/2009	28	5,0	23,0	82	0,0
29/07/2009	29	7,0	22,0	77	0,0
30/07/2009	30	5,0	22,0	79	0,0
31/07/2009	31	8,0	22,0	77	0,0
Resumen Mensual:					
1° Dec		8,8	20,6	80	0,0
2° Dec		7,1	20,6	80	0,0
3° Dec		7,0	21,5	81	8,5
Promedio		7,6	20,9	80	75,9
Del total		5,0	23,0		





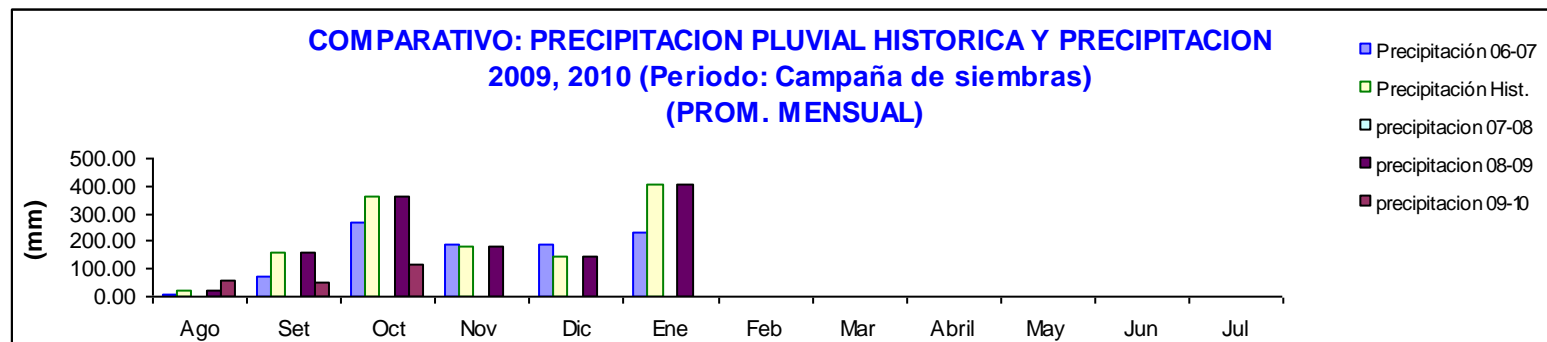
CUADRO RESUMEN

Información Meteorológica Mensual por Campaña de Siembra 2009-2010

Estación: DRA Ancash
Departamento: Ancash
Provincia: Pomabamba
Distrito: Pomabamba

Latitud: 09°31'36.6" Sur EPE 4 METROS
Longitud: 77°31'16.2" Oeste
Altitud: 3109 m.s.n.m.
Campaña 2009 - 2010

Variable	2009-2010											
	Ago	Set	Oct	Nov	Dic	Ene	Feb	Mar	Abril	May	Jun	Jul
T° máxima promedio (°C)	21.58	21.90	21.78	21.53	20.53	20.67						
T° máxima absoluta (°C)	25.00	26.00	24.50	26.00	23.00	25.00						
T° mínima promedio (°C)	8.75	9.47	9.62	11.17	10.97	11.43						
T° mínima absoluta (°C)	6.00	6.00	7.00	7.00	8.00	7.00						
T° promedio (°C)	15.56	15.94	15.97	16.52	16.08	16.49						
HR promedio 07 horas (%)	99.84	103.13	105.35	96.87	102.06	99.05						
HR promedio 13 horas (%)	61.79	61.07	62.45	66.28	71.13	70.81						
HR promedio 19 horas (%)	79.70	77.42	81.03	79.62	82.83	82.24						
HR promedio (%)	80.44	80.54	82.95	80.92	85.34	84.03						
Precipitación 09-10 (mm)	59.50	49.20	117.70	215.00	422.90	221.70						
Precipitación 08-09 (mm)	25.00	158.80	362.30	182.50	142.30	402.40						
Precipitación 07-08 (mm)	6.50	75.10	265.20	185.10	185.10	235.00						
Precipitación 06-07 (mm)	5.20	100.30	180.20	249.80	328.10	246.30						
Precipitación 05-06 (mm)												
Precipitación Hist. (mm)	12.23	111.40	269.23	205.80	218.50	294.57						



RESUMEN AGROMETEOROLOGICO MENSUAL

DRA
PROVINCIA
MES

ANCASH
POMABAMBA
AGOSTO 2009






Fecha	Dia	T° Mínima	T° Máxima	H. RELATIVA	T.Precipitación
01/08/2009	1	7.0	22.0	80	0.0
02/08/2009	2	8.0	23.0	79	0.0
03/08/2009	3	7.0	17.0	89	0.0
04/08/2009	4	11.0	17.0	84	4.5
05/08/2009	5	6.0	22.0	77	0.0
06/08/2009	6	6.0	23.0	86	0.0
07/08/2009	7	11.0	22.0	77	0.0
08/08/2009	8	7.0	23.0	77	0.0
09/08/2009	9	8.0	22.0	81	0.0
10/08/2009	10	11.0	18.0	79	1.2
11/08/2009	11	11.0	17.0	82	25.0
12/08/2009	12	10.0	19.0	79	0.0
13/08/2009	13	8.0	22.0	75	0.8
14/08/2009	14	6.0	22.0	83	0.0
15/08/2009	15	8.0	22.0	83	0.0
16/08/2009	16	7.0	23.0	83	0.0
17/08/2009	17	9.0	23.0	84	0.0
18/08/2009	18	10.0	24.0	76	0.0
19/08/2009	19	10.0	25.0	82	0.0
20/08/2009	20	7.5	24.5	84	0.0
21/08/2009	21	8.0	22.0	78	0.0
22/08/2009	22	9.0	24.0	77	0.0
23/08/2009	23	10.0	23.0	76	0.0
24/08/2009	24	10.0	22.0	80	11.2
25/08/2009	25	10.0	20.0	85	3.0
26/08/2009	26	12.0	20.0	82	4.5
27/08/2009	27	11.0	18.0	81	9.3
28/08/2009	28	9.0	22.0	79	0.0
29/08/2009	29	7.0	23.0	77	0.0
30/08/2009	30	8.0	23.0	80	0.0
31/08/2009	31	7.0	23.0	81	0.0
1° Dec					
		8.2	20.9	81	5.7
2° Dec					
		8.7	22.2	81	25.8
3° Dec					
		9.4	21.7	79	28.0
Promedio					
		8.8	21.6	80	59.5
Del total					
		6.0	25.0		

RESUMEN AGROMETEOROLOGICO MENSUAL

DRA
PROVINCIA
MES

ANCASH
POMABAMBA
SETIEMBRE 2009

Fecha	Dia	T° Mínima	T° Máxima	H. RELATIVA	T.Precipitación
01/09/2009	1	11.0	21.0	79	0.0
02/09/2009	2	12.0	20.0	79	0.0
03/09/2009	3	8.0	23.0	76	0.0
04/09/2009	4	10.0	21.0	79	0.0
05/09/2009	5	7.0	23.0	81	0.0
06/09/2009	6	6.0	22.0	83	0.0
07/09/2009	7	7.0	21.0	83	0.0
08/09/2009	8	12.0	23.0	79	0.0
09/09/2009	9	8.0	26.0	74	0.0
10/09/2009	10	12.0	23.0	76	0.0
11/09/2009	11	11.0	24.0	76	0.0
12/09/2009	12	10.0	22.0	77	0.0
13/09/2009	13	7.0	23.0	79	0.0
14/09/2009	14	7.0	23.0	81	0.0
15/09/2009	15	7.0	22.0	81	0.0
16/09/2009	16	8.0	22.0	81	29.0
17/09/2009	17	9.0	19.0	82	0.0
18/09/2009	18	10.0	23.0	80	0.0
19/09/2009	19	11.0	24.0	77	0.0
20/09/2009	20	10.0	24.0	84	0.0
21/09/2009	21	10.0	23.0	81	10.7
22/09/2009	22	10.0	20.0	89	0.0
23/09/2009	23	11.0	22.0	80	0.0
24/09/2009	24	10.0	17.0	87	0.0
25/09/2009	25	10.0	20.0	85	9.5
26/09/2009	26	9.0	23.0	80	0.0
27/09/2009	27	8.0	22.0	81	0.0
28/09/2009	28	9.0	21.0	84	0.0
29/09/2009	29	12.0	20.0	83	0.0
30/09/2009	30	12.0	20.0	78	0.0
1° Dec					
		9.3	22.3	79	0.0
2° Dec					
		9.0	22.6	80	29.0
3° Dec					
		10.1	20.8	83	20.2
Promedio					
		9.5	21.9	81	49.2
Del total					
		6.0	26.0		


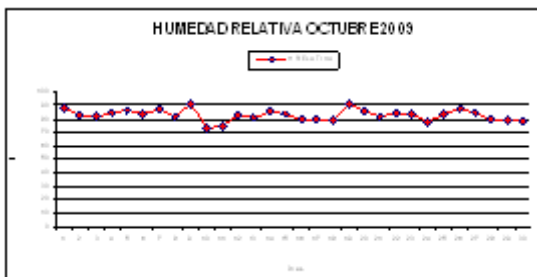


RESUMEN AGROMETEOROLOGICO MENSUAL

DRA
PROVINCIA
MES

ANCASH
POMABAMBA
OCTUBRE 2009

Fecha	Dia	T° Mínima	T° Máxima	H. RELATIVA	T.Precipitación
01/10/2009	1	9.0	24.0	88	0.0
02/10/2009	2	10.0	22.0	83	0.0
03/10/2009	3	9.0	23.0	81	0.0
04/10/2009	4	10.0	24.0	85	0.0
05/10/2009	5	7.0	21.0	87	0.0
06/10/2009	6	9.0	22.0	84	0.0
07/10/2009	7	8.0	24.5	87	0.0
08/10/2009	8	9.0	23.0	82	0.0
09/10/2009	9	9.0	23.0	92	0.0
10/10/2009	10	9.0	24.0	73	0.0
11/10/2009	11	8.0	24.0	75	14.0
12/10/2009	12	9.0	20.0	83	0.0
13/10/2009	13	9.0	23.0	81	0.0
14/10/2009	14	9.0	23.0	86	1.0
15/10/2009	15	9.0	19.0	84	0.0
16/10/2009	16	11.0	22.0	80	0.0
17/10/2009	17	9.0	23.0	80	5.0
18/10/2009	18	10.0	24.0	79	20.5
19/10/2009	19	8.0	21.0	91	0.0
20/10/2009	20	13.0	22.0	86	5.2
21/10/2009	21	11.5	21.0	82	0.0
22/10/2009	22	11.0	21.0	84	30.0
23/10/2009	23	11.0	17.0	84	9.0
24/10/2009	24	10.0	21.0	78	15.0
25/10/2009	25	9.0	20.0	84	13.0
26/10/2009	26	9.0	18.0	88	1.0
27/10/2009	27	8.0	19.0	85	2.4
28/10/2009	28	11.0	22.0	80	1.6
29/10/2009	29	12.0	21.0	79	0.0
30/10/2009	30	12.0	22.0	79	0.0
31/10/2009	31	11.0	22.0	78	0.0
1° Dec					
		8.9	23.1	84	0.0
2° Dec					
		9.5	22.1	82	45.7
3° Dec					
		10.5	20.2	82	72.0
Promedio					
		9.6	21.8	83	117.7
Del total					
		7.0	24.5		


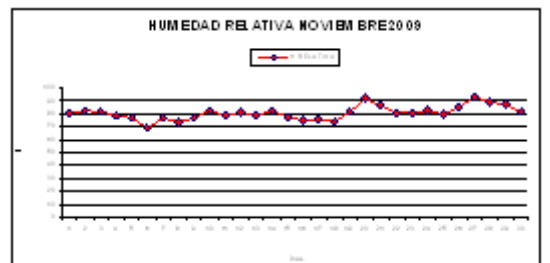



RESUMEN AGROMETEOROLOGICO MENSUAL

DRA
PROVINCIA
MES

ANCASH
POMABAMBA
NOVIEMBRE 2009

Fecha	Dia	T° Mínima	T° Máxima	H. RELATIVA	T.Precipitación
01/11/2009	1	10.0	21.0	81	21.0
02/11/2009	2	9.0	22.0	83	0.0
03/11/2009	3	12.0	23.0	81	0.0
04/11/2009	4	10.0	22.0	79	0.0
05/11/2009	5	10.0	23.0	77	0.0
06/11/2009	6	10.0	25.0	69	0.0
07/11/2009	7	9.0	24.0	77	0.0
08/11/2009	8	7.0	25.0	74	0.0
09/11/2009	9	11.0	19.0	77	0.0
10/11/2009	10	10.0	19.0	82	0.0
11/11/2009	11	11.0	22.0	79	0.0
12/11/2009	12	12.0	21.0	81	0.0
13/11/2009	13	11.0	23.0	79	3.0
14/11/2009	14	12.0	20.0	83	0.0
15/11/2009	15	10.0	20.0	78	0.0
16/11/2009	16	11.0	24.0	75	0.0
17/11/2009	17	10.0	24.0	76	0.0
18/11/2009	18	13.0	26.0	74	0.0
19/11/2009	19	13.0	20.0	82	22.0
20/11/2009	20	11.0	20.0	92	11.0
21/11/2009	21	12.0	23.0	87	0.0
22/11/2009	22	13.0	21.0	81	12.4
23/11/2009	23	13.0	19.0	81	5.4
24/11/2009	24	13.0	22.0	82	0.0
25/11/2009	25	14.0	22.0	80	3.5
26/11/2009	26	14.0	17.0	86	41.0
27/11/2009	27	13.0	20.0	93	53.7
28/11/2009	28	11.0	19.0	89	10.0
29/11/2009	29	10.0	18.0	88	32.0
30/11/2009	30	10.0	22.0	82	0.0
1° Dec					
		9.8	22.3	78	21.0
2° Dec					
		11.4	22.0	80	36.0
3° Dec					
		12.3	20.3	85	158.0
Promedio					
		11.2	21.5	81	215.0
Del total					
		7.0	26.0		





DIRECCION REGIONAL AGRARIA
ANCASH

Direccion Informacion Agraria
UNIDAD : Agrometeorologia

RESUMEN AGROMETEOROLOGICO MENSUAL

DRA
PROVINCIA
MES

ANCASH
POMABAMBA
DICIEMBRE 2009

Fecha	Dia	T° Mínima	T° Máxima	H. RELATIVA	T.Precipitación
01/12/2009	1	12.0	23.0	89	4.4
02/12/2009	2	13.0	23.0	86	0.0
03/12/2009	3	14.0	19.0	84	28.0
04/12/2009	4	12.0	21.0	89	3.0
05/12/2009	5	10.0	23.0	77	10.0
06/12/2009	6	11.0	22.0	81	0.0
07/12/2009	7	11.0	15.0	86	8.0
08/12/2009	8	10.0	22.0	81	10.0
09/12/2009	9	12.0	19.0	88	8.5
10/12/2009	10	12.0	20.0	85	12.5
11/12/2009	11	12.0	19.0	85	12.5
12/12/2009	12	8.0	20.0	94	8.0
13/12/2009	13	11.0	18.0	85	10.0
14/12/2009	14	12.0	21.0	89	2.5
15/12/2009	15	12.0	19.0	80	7.5
16/12/2009	16	13.0	22.0	89	13.5
17/12/2009	17	11.0	19.0	87	5.5
18/12/2009	18	11.5	17.0	90	20.0
19/12/2009	19	10.0	18.0	86	40.0
20/12/2009	20	11.0	20.0	89	30.0
21/12/2009	21	10.0	21.0	89	65.0
22/12/2009	22	9.5	22.0	78	50.7
23/12/2009	23	11.0	21.0	87	20.0
24/12/2009	24	10.0	22.0	84	31.0
25/12/2009	25	9.0	21.0	85	10.0
26/12/2009	26	10.0	21.0	84	0.0
27/12/2009	27	11.0	22.0	83	0.0
28/12/2009	28	11.0	21.0	83	12.3
29/12/2009	29	9.0	23.0	79	0.0
30/12/2009	30	10.0	22.0	86	0.0
31/12/2009	31	11.0	23.0	83	0.0
Resumen Mensual:					
1° Dec		11.7	20.7	85	84.4
2° Dec		11.2	19.3	87	149.5
3° Dec		10.1	21.6	84	189.0
Promedio		11.0	20.5	85	422.9
Del total		8.0	23.0		

DIRECCION REGIONAL AGRARIA
ANCASH

Direccion Informacion Agraria
UNIDAD : Agrometeorologia

RESUMEN AGROMETEOROLOGICO MENSUAL

DRA
PROVINCIA
MES

ANCASH
POMABAMBA
ENERO 2010

Fecha	Dia	T° Mínima	T° Máxima	H. RELATIVA	T.Precipitación
01/01/2010	1	10.0	25.0	78	0.0
02/01/2010	2	10.0	24.0	80	0.0
03/01/2010	3	11.0	23.0	80	0.0
04/01/2010	4	11.0	23.0	82	7.0
05/01/2010	5	12.0	15.0	88	2.0
06/01/2010	6	7.0	19.0	83	5.7
07/01/2010	7	12.0	21.0	82	0.0
08/01/2010	8	12.0	22.0	97	0.0
09/01/2010	9	11.0	20.0	85	12.5
10/01/2010	10	12.0	22.0	80	20.0
11/01/2010	11	12.0	19.0	89	0.0
12/01/2010	12	11.0	22.0	82	0.0
13/01/2010	13	10.0	21.0	83	36.0
14/01/2010	14	12.0	19.0	90	0.0
15/01/2010	15	13.0	21.0	83	21.5
16/01/2010	16	12.0	18.0	83	0.0
17/01/2010	17	11.0	18.0	83	8.3
18/01/2010	18	12.0	19.0	87	3.0
19/01/2010	19	12.0	19.0	86	0.0
20/01/2010	20	13.0	19.0	91	4.5
21/01/2010	21	12.0	20.0	87	0.0
22/01/2010	22	14.0	18.0	87	15.2
23/01/2010	23	10.0	20.0	85	11.0
24/01/2010	24	11.0	19.0	85	5.0
25/01/2010	25	10.0	21.0	83	0.0
26/01/2010	26	11.0	22.0	84	0.0
27/01/2010	27	13.0	22.0	83	0.0
28/01/2010	28	13.0	23.0	73	48.0
29/01/2010	29	12.0	25.0	78	15.0
30/01/2010	30	11.0	21.0	82	7.0
31/01/2010	31	10.0	23.0	85	0.0
Resumen Mensual:					
1° Dec		10.8	21.4	84	47.2
2° Dec		11.8	19.5	86	73.3
3° Dec		11.7	21.1	83	101.2
Promedio		11.4	20.7	84	221.7
Del total		7.0	25.0		

