

ESTACION METEOROLOGICA YACUPAMPA – CHINCHOBAMBA – SIHUAS



1 Nombre:

ESTACION METEOROLOGICA YACUPAMPA-CHICNCHOBAMBA SIHUAS

2 Ubicación Geográfica

Provincia : SIHUAS
Distrito : SAN JUAN DE CHUIN
Localidad : YACUPAMPA - CHINCHOBAMBA

3 Coordenadas Geográficas

Latitud : 08°40'88.3" Sur
Longitud : 77°34'58.8" Oeste
Altitud : 3,264 m.s.n.m.

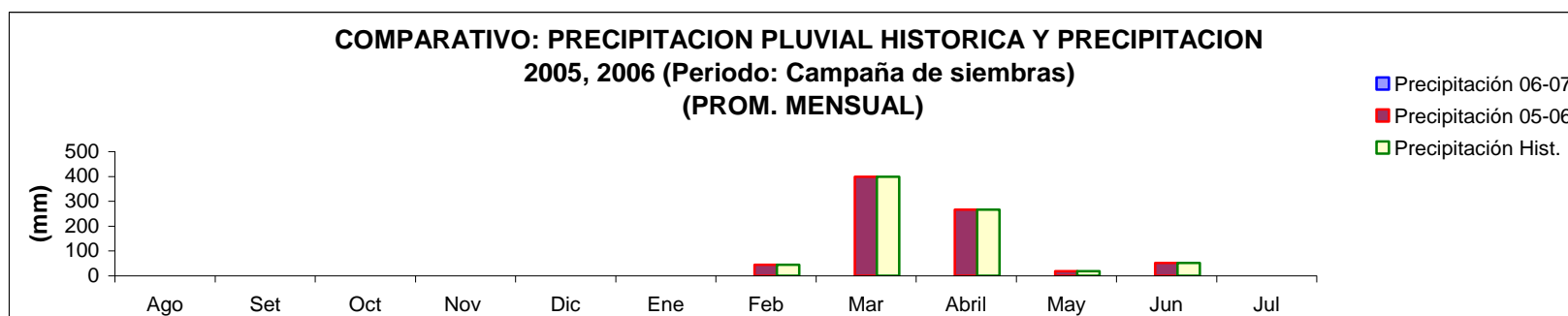
CUADRO RESUMEN

Información Meteorológica Mensual por Campaña de Siembras 2005-2006

Estación: YACUPAMPA-CHINCHUBAMBA
Departamento: Ancash
Provincia: Sihuas
Distrito: San Juan

Latitud: 08°40'88.3" Sur Sur EPE 4 METROS
Longitud: 77°34'58.8" Oeste Oeste
Altitud: 3,264 m.s.n.m. m.s.n.m.
Campaña 2005 - 2006

Variable	2007-2008											
	Ago	Set	Oct	Nov	Dic	Ene	Feb	Mar	Abril	May	Jun	Jul
T° máxima promedio (°C)							3.6	15.9	18.9	20.7	17.3	19.7
T° máxima absoluta (°C)							26.0	19.0	23.0	22.0	20.0	22.0
T° mínima promedio (°C)							1.7	8.8	7.8	6.3	6.4	5.0
T° mínima absoluta (°C)							0.0	8.0	6.0	3.0	3.0	2.0
T° promedio (°C)							2.3	11.7	12.9	13.2	11.9	12.7
HR promedio 07 horas (%)							99	98	94	81	86	81
HR promedio 13 horas (%)							92	77	62	48	69	44
HR promedio 19 horas (%)							97	85	72	61	70	45
HR promedio (%)							96	87	77	67	77	61
Precipitación 06-07 (mm)												
Precipitación 05-06 (mm)							44.1	398.5	265.9	18.6	51.2	0.0
Precipitación Hist. (mm)							44.1	398.5	265.9	18.6	51.2	0.0


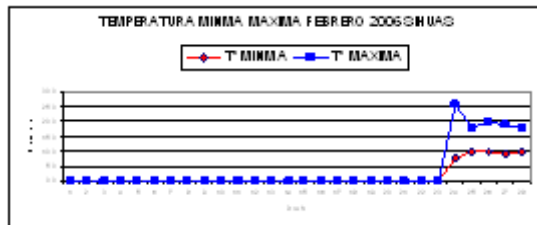


INFORME AGROMETEOROLOGICO DIARIO

DRA ANcash
PROVINCIA SIHUAS
MES FEBRERO 2006

Fecha	Dia	T° Mínima	T° Máxima	H. RELATIVA	T.Precipitacion
01/02/2006	1	0.0	0.0	100	0.0
02/02/2006	2	0.0	0.0	100	0.0
03/02/2006	3	0.0	0.0	100	0.0
04/02/2006	4	0.0	0.0	100	0.0
05/02/2006	5	0.0	0.0	100	0.0
06/02/2006	6	0.0	0.0	100	0.0
07/02/2006	7	0.0	0.0	100	0.0
08/02/2006	8	0.0	0.0	100	0.0
09/02/2006	9	0.0	0.0	100	0.0
10/02/2006	10	0.0	0.0	100	0.0
11/02/2006	11	0.0	0.0	100	0.0
12/02/2006	12	0.0	0.0	100	0.0
13/02/2006	13	0.0	0.0	100	0.0
14/02/2006	14	0.0	0.0	100	0.0
15/02/2006	15	0.0	0.0	100	0.0
16/02/2006	16	0.0	0.0	100	0.0
17/02/2006	17	0.0	0.0	100	0.0
18/02/2006	18	0.0	0.0	100	0.0
19/02/2006	19	0.0	0.0	100	0.0
20/02/2006	20	0.0	0.0	100	0.0
21/02/2006	21	0.0	0.0	100	0.0
22/02/2006	22	0.0	0.0	100	0.0
23/02/2006	23	0.0	0.0	100	8.2
24/02/2006	24	8.0	26.0	82	0.3
25/02/2006	25	10.0	18.0	86	2.8
26/02/2006	26	10.0	20.0	67	20.7
27/02/2006	27	9.0	19.0	74	2.3
28/02/2006	28	10.0	18.0	89	0.0

1° Dec	0.0	0.0	100	0.0
2° Dec	0.0	0.0	100	0.0
3° Dec	5.9	12.6	87	34.3
Promedio	1.7	3.6	96	34.3
Del total	0.0	26.0		

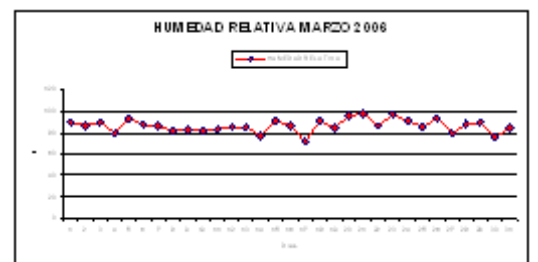


INFORME AGROMETEOROLOGICO DIARIO

DRA ANcash
PROVINCIA SIHUAS
MES MARZO 2006

Fecha	Dia	T° Mínima	T° Máxima	H. RELATIVA	T.Precipitacion
01/03/2006	1	10.0	15.0	90	14.1
02/03/2006	2	10.0	14.0	87	35.7
03/03/2006	3	9.0	15.0	90	11.6
04/03/2006	4	9.0	19.0	80	16.1
05/03/2006	5	9.0	16.0	94	18.7
06/03/2006	6	10.0	15.0	88	3.8
07/03/2006	7	10.0	15.0	86	8.8
08/03/2006	8	8.0	14.0	82	0.3
09/03/2006	9	8.0	14.0	83	5.7
10/03/2006	10	8.0	17.0	82	1.7
11/03/2006	11	8.0	18.0	84	0.0
12/03/2006	12	8.0	17.0	85	7.8
13/03/2006	13	8.0	18.0	85	25.0
14/03/2006	14	8.0	17.0	78	17.0
15/03/2006	15	9.0	13.0	91	12.1
16/03/2006	16	9.0	19.0	87	11.3
17/03/2006	17	9.0	19.0	72	1.5
18/03/2006	18	9.0	18.0	91	10.3
19/03/2006	19	9.0	15.0	84	20.7
20/03/2006	20	9.0	15.0	96	11.6
21/03/2006	21	9.0	17.0	98	39.4
22/03/2006	22	8.0	15.0	86	15.4
23/03/2006	23	8.0	15.0	97	14.0
24/03/2006	24	8.0	16.0	91	24.7
25/03/2006	25	8.0	17.0	86	7.4
26/03/2006	26	8.0	13.0	94	10.5
27/03/2006	27	10.0	17.0	80	11.6
28/03/2006	28	9.0	15.0	87	24.7
29/03/2006	29	10.0	15.0	90	14.2
30/03/2006	30	9.0	15.0	76	2.8
31/03/2006	31	9.0	18.0	84	4.3

1° Dec	9.1	15.4	86	116.5
2° Dec	8.6	16.9	85	117.3
3° Dec	8.7	15.7	88	169.0
Promedio	8.8	16.0	87	402.8
Del total	8.0	19.0		

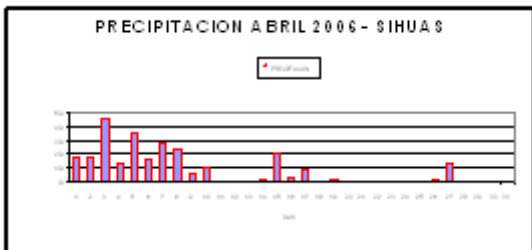
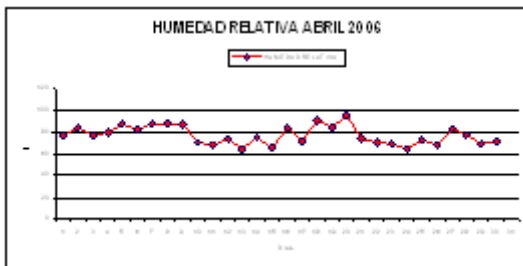



INFORME AGROMETEOROLOGICO DIARIO

DRA ANCASH
PROVINCIA SIHUAS
MES ABRIL 2006

Fecha	Dia	T° Mínima	T° Máxima	H. RELATIVA	T.Precipitacion
01/04/2006	1	9.0	18.0	77	18.1
02/04/2006	2	8.0	17.0	85	17.6
03/04/2006	3	8.0	18.0	78	45.8
04/04/2006	4	8.0	18.0	79	13.5
05/04/2006	5	8.0	17.0	88	34.6
06/04/2006	6	8.0	17.0	82	16.6
07/04/2006	7	8.0	14.0	87	28.1
08/04/2006	8	8.0	18.0	88	23.7
09/04/2006	9	8.0	15.0	88	5.9
10/04/2006	10	9.0	17.0	71	10.9
11/04/2006	11	8.0	19.0	68	0.2
12/04/2006	12	9.0	17.0	73	0.0
13/04/2006	13	8.0	19.0	64	0.0
14/04/2006	14	8.0	20.0	75	1.7
15/04/2006	15	9.0	21.0	66	20.3
16/04/2006	16	9.0	15.0	84	2.3
17/04/2006	17	9.0	19.0	72	8.7
18/04/2006	18	7.0	19.0	91	0.4
19/04/2006	19	8.0	19.0	84	2.0
20/04/2006	20	8.0	20.0	96	0.0
21/04/2006	21	7.0	22.0	73	0.0
22/04/2006	22	6.0	22.0	71	0.0
23/04/2006	23	6.0	23.0	69	0.0
24/04/2006	24	7.0	22.0	65	0.0
25/04/2006	25	7.0	22.0	73	0.0
26/04/2006	26	7.0	22.0	69	2.0
27/04/2006	27	7.0	15.0	83	13.5
28/04/2006	28	9.0	20.0	77	0.0
29/04/2006	29	7.0	21.0	69	0.0
30/04/2006	30	7.0	21.0	71	0.0

1° Dec	8.2	16.9	82	214.8
2° Dec	8.3	18.8	77	35.6
3° Dec	7.0	21.0	72	15.5
Promedio	7.8	18.9	77	265.9
Del total	6.0	23.0		

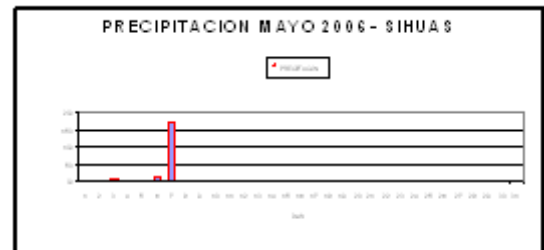
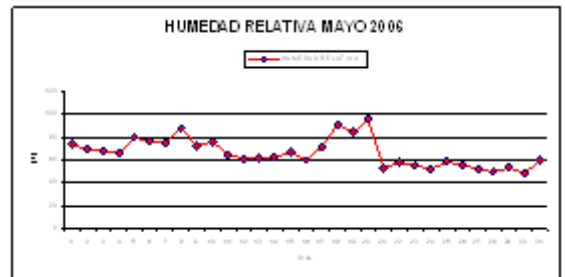



INFORME AGROMETEOROLOGICO DIARIO

DRA ANCASH
PROVINCIA SIHUAS
MES MAYO 2006

Fecha	Dia	T° Mínima	T° Máxima	H. RELATIVA	T.Precipitacion
01/05/2006	1	7.0	18.0	74	0.0
02/05/2006	2	9.0	19.0	69	0.0
03/05/2006	3	8.0	17.0	68	0.4
04/05/2006	4	8.0	21.0	66	0.2
05/05/2006	5	7.0	21.0	80	0.0
06/05/2006	6	8.0	21.0	76	0.9
07/05/2006	7	8.0	22.0	75	16.9
08/05/2006	8	9.0	17.0	88	0.2
09/05/2006	9	6.0	21.0	72	0.0
10/05/2006	10	7.0	21.0	76	0.0
11/05/2006	11	7.0	21.0	64	0.0
12/05/2006	12	7.0	22.0	61	0.0
13/05/2006	13	7.0	21.0	62	0.0
14/05/2006	14	8.0	21.0	62	0.0
15/05/2006	15	6.0	22.0	67	0.0
16/05/2006	16	5.0	22.0	60	0.0
17/05/2006	17	5.0	22.0	72	0.0
18/05/2006	18	6.0	21.0	91	0.0
19/05/2006	19	6.0	22.0	84	0.0
20/05/2006	20	6.0	22.0	96	0.0
21/05/2006	21	6.0	22.0	53	0.0
22/05/2006	22	6.0	21.0	58	0.0
23/05/2006	23	6.0	22.0	55	0.0
24/05/2006	24	6.0	20.0	52	0.0
25/05/2006	25	8.0	21.0	59	0.0
26/05/2006	26	5.0	21.0	56	0.0
27/05/2006	27	4.0	20.0	52	0.0
28/05/2006	28	3.0	20.0	50	0.0
29/05/2006	29	3.0	20.0	53	0.0
30/05/2006	30	3.0	21.0	49	0.0
31/05/2006	31	4.0	20.0	60	0.0

1° Dec	7.7	19.8	74	18.6
2° Dec	6.3	21.6	72	0.0
3° Dec	4.9	20.7	54	0.0
Promedio	6.3	20.7	66	18.6
Del total	3.0	22.0		

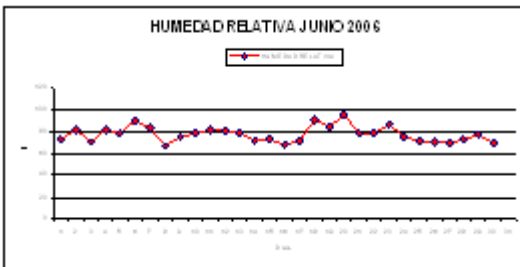


INFORME AGROMETEOROLOGICO DIARIO

DRA ANCASH
PROVINCIA SIHUAS
MES JUNIO 2006

Fecha	Dia	T° Mínima	T° Máxima	H. RELATIVA	T.Precipitacion
01/06/2006	1	3.0	19.0	73	5.1
02/06/2006	2	8.0	14.0	82	0.6
03/06/2006	3	8.0	18.0	70	0.0
04/06/2006	4	7.0	18.0	81	6.2
05/06/2006	5	8.0	18.0	78	8.6
06/06/2006	6	9.0	19.0	90	16.3
07/06/2006	7	9.0	15.0	83	6.3
08/06/2006	8	6.0	18.0	66	0.0
09/06/2006	9	5.0	15.0	75	0.0
10/06/2006	10	6.0	19.0	79	2.0
11/06/2006	11	7.0	18.0	82	6.1
12/06/2006	12	8.0	15.0	81	0.0
13/06/2006	13	8.0	17.0	79	0.0
14/06/2006	14	7.0	19.0	71	0.0
15/06/2006	15	5.0	17.0	73	0.0
16/06/2006	16	6.0	18.0	68	0.0
17/06/2006	17	5.0	18.0	72	0.0
18/06/2006	18	4.0	19.0	91	0.0
19/06/2006	19	6.0	19.0	84	0.0
20/06/2006	20	5.0	16.0	96	0.0
21/06/2006	21	7.0	17.0	78	0.0
22/06/2006	22	7.0	15.0	78	0.0
23/06/2006	23	7.0	15.0	87	0.0
24/06/2006	24	7.0	19.0	75	0.0
25/06/2006	25	4.0	17.0	71	0.0
26/06/2006	26	5.0	19.0	70	0.0
27/06/2006	27	4.0	20.0	69	0.0
28/06/2006	28	6.0	16.0	73	0.0
29/06/2006	29	8.0	16.0	77	0.0
30/06/2006	30	8.0	16.0	69	0.0

1° Dec	6.9	17.3	78	45.1
2° Dec	6.1	17.6	80	6.1
3° Dec	6.3	17.0	75	0.0
Promedio	6.4	17.3	77	51.2
Del total	3.0	20.0		

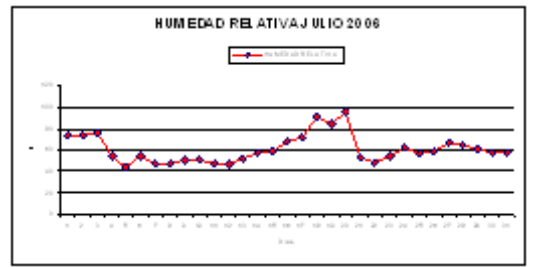



INFORME AGROMETEOROLOGICO DIARIO

DRA ANCASH
PROVINCIA SIHUAS
MES JULIO 2006

Fecha	Dia	T° Mínima	T° Máxima	H. RELATIVA	T.Precipitacion
01/07/2006	1	5.0	18.0	74	0.0
02/07/2006	2	5.0	18.0	74	0.0
03/07/2006	3	4.0	18.0	76	0.0
04/07/2006	4	2.0	18.0	55	0.0
05/07/2006	5	2.0	20.0	44	0.0
06/07/2006	6	3.0	18.0	54	0.0
07/07/2006	7	5.0	19.0	47	0.0
08/07/2006	8	5.0	20.0	48	0.0
09/07/2006	9	5.0	20.0	51	0.0
10/07/2006	10	5.0	20.0	50	0.0
11/07/2006	11	5.0	21.0	47	0.0
12/07/2006	12	5.0	22.0	47	0.0
13/07/2006	13	5.0	21.0	52	0.0
14/07/2006	14	5.0	21.0	58	0.0
15/07/2006	15	4.0	15.0	59	0.0
16/07/2006	16	7.0	18.0	69	0.0
17/07/2006	17	6.0	19.0	72	0.0
18/07/2006	18	7.0	20.0	91	0.0
19/07/2006	19	4.0	20.0	84	0.0
20/07/2006	20	4.0	22.0	96	0.0
21/07/2006	21	4.0	21.0	53	0.0
22/07/2006	22	5.0	21.0	48	0.0
23/07/2006	23	5.0	20.0	54	0.0
24/07/2006	24	5.0	21.0	63	0.0
25/07/2006	25	5.0	20.0	57	0.0
26/07/2006	26	5.0	21.0	59	0.0
27/07/2006	27	7.0	18.0	67	0.0
28/07/2006	28	7.0	21.0	65	0.0
29/07/2006	29	7.0	20.0	61	0.0
30/07/2006	30	6.0	19.0	58	0.0
31/07/2006	31	7.0	20.0	58	0.0

1° Dec	4.1	18.9	57	0.0
2° Dec	5.2	19.9	67	0.0
3° Dec	5.7	20.2	58	0.0
Promedio	5.0	19.7	61	0.0
Del total	2.0	22.0		



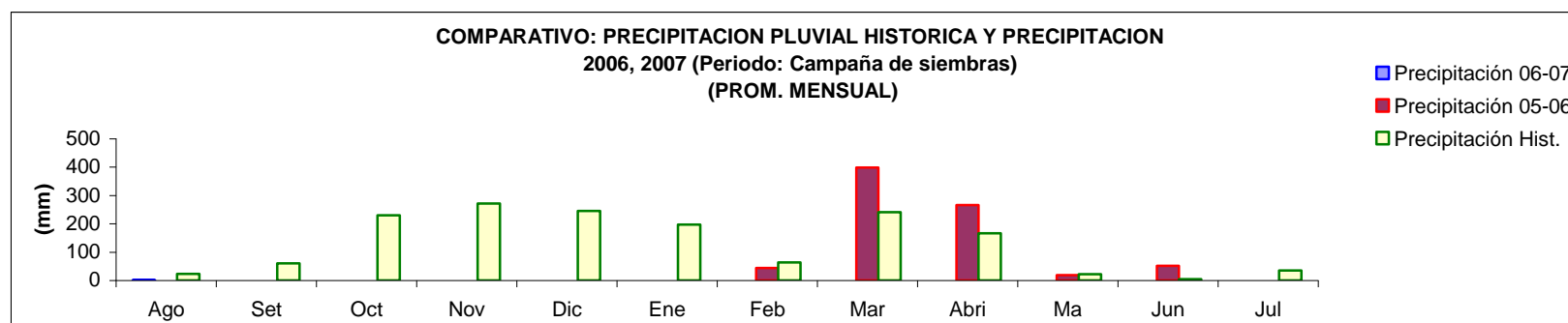
CUADRO RESUMEN

Información Meteorológica Mensual por Campaña de Siembra 2006-2007

Estación: Yacupampa-Chinchobamba
Departamento: Ancash
Provincia: Sihuas
Distrito: San Juan

Latitud: 08°40'88.3" Sur Sur EPE 4 METROS
Longitud: 77°34'58.8" Oeste Oeste
Altitud: 3,264 m.s.n.m. m.s.n.m.
Campaña 2006 - 2007

Variable	2006-2007											
	Ago	Set	Oct	Nov	Dic	Ene	Feb	Mar	Abril	May	Jun	Jul
T° máxima promedio (°C)	19.5	21.1	21.0	19.0	18.5	18.8	18.4	19.0	19.3	19.8	20.2	20.6
T° máxima absoluta (°C)	22.0	22.0	24.0	22.0	22.0	21.0	21.0	22.0	21.0	21.0	22.0	22.0
T° mínima promedio (°C)	7.2	7.0	8.1	8.4	8.8	8.9	7.9	7.8	7.9	6.9	6.2	5.6
T° mínima absoluta (°C)	5.0	5.0	5.0	6.0	7.0	7.0	5.0	5.0	7.0	2.0	4.0	4.0
T° promedio (°C)	13.1	14.2	14.4	14.7	13.4	13.6	13.2	12.8	12.7	13.3	12.9	12.9
HR promedio 07 horas (%)	83	84	80	89	95	87	86	98	97	87	89	85
HR promedio 13 horas (%)	47	42	52	55	64	62	66	48	38	43	39	40
HR promedio 19 horas (%)	57	49	60	67	78	75	77	71	84	72	60	61
HR promedio (%)	65	63	69	73	80	77	76	72	73	68	63	65
Precipitación 06-07 (mm)	22.8	60.2	230.2	271.7	245.6	197.3	63.8	240.3	166.7	22.4	4.7	34.6
Precipitación 05-06 (mm)							44.1	398.5	265.9	18.6	51.2	0.0
Precipitación Hist. (mm)	22.8	60.2	230.2	271.7	245.6	197.3	54.0	319.4	216.3	20.5	28.0	17.3



INFORME AGROMETEOROLOGICO DIARIO

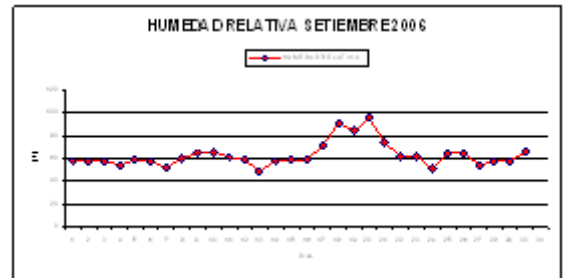

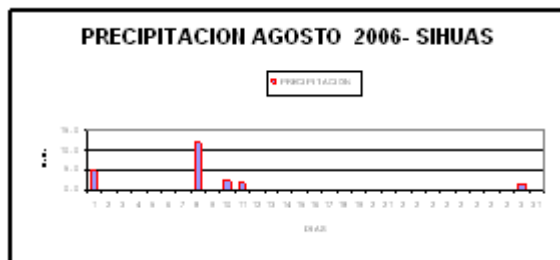
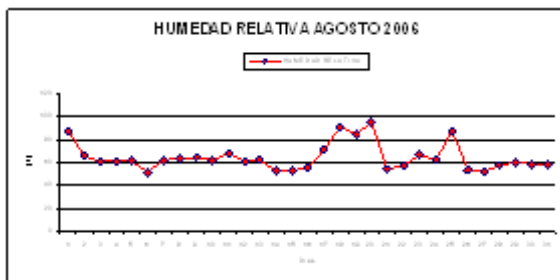

DRA
PROVINCIA ANCASH
MES SIHUAS
AGOSTO 2006

Fecha	Dia	T° Mínima	T° Máxima	H. RELATIVA	T.Precipitacion
01/08/2006	1	7.0	16.0	87	4.8
02/08/2006	2	6.0	18.0	65	0.0
03/08/2006	3	5.0	21.0	61	0.0
04/08/2006	4	5.0	20.0	61	0.0
05/08/2006	5	5.0	20.0	61	0.0
06/08/2006	6	5.0	19.0	51	0.0
07/08/2006	7	5.0	20.0	62	0.0
08/08/2006	8	5.0	22.0	63	12.1
09/08/2006	9	5.0	19.0	65	0.0
10/08/2006	10	5.0	17.0	62	2.6
11/08/2006	11	8.0	17.0	68	1.9
12/08/2006	12	8.0	18.0	61	0.0
13/08/2006	13	7.0	19.0	62	0.0
14/08/2006	14	5.0	22.0	53	0.0
15/08/2006	15	7.0	22.0	53	0.0
16/08/2006	16	6.0	21.0	55	0.0
17/08/2006	17	9.0	20.0	72	0.0
18/08/2006	18	10.0	19.0	91	0.0
19/08/2006	19	9.0	20.0	84	0.0
20/08/2006	20	9.0	20.0	96	0.0
21/08/2006	21	9.0	19.0	54	0.0
22/08/2006	22	9.0	18.0	58	0.0
23/08/2006	23	9.0	18.0	67	0.0
24/08/2006	24	8.0	18.0	63	0.0
25/08/2006	25	8.0	20.0	87	0.0
26/08/2006	26	8.0	22.0	53	0.0
27/08/2006	27	9.0	20.0	52	0.0
28/08/2006	28	8.0	20.0	57	0.0
29/08/2006	29	8.0	20.0	60	0.0
30/08/2006	30	8.0	20.0	59	1.4
31/08/2006	31	8.0	21.0	59	0.0
1° Dec		5.3	19.2	64	19.5
2° Dec		7.8	19.8	70	1.9
3° Dec		8.4	19.6	61	1.4
Promedio		7.2	19.5	65	22.8
Del total		5.0	22.0		

INFORME AGROMETEOROLOGICO DIARIO

DRA
PROVINCIA ANCASH
MES SIHUAS
SETIEMBRE 2006

Fecha	Dia	T° Mínima	T° Máxima	H. RELATIVA	T.Precipitacion
01/09/2006	1	7.0	21.0	58	0.0
02/09/2006	2	6.0	21.0	58	0.0
03/09/2006	3	6.0	21.0	58	0.0
04/09/2006	4	5.0	19.0	55	15.8
05/09/2006	5	7.0	22.0	59	0.0
06/09/2006	6	6.0	22.0	58	0.0
07/09/2006	7	5.0	22.0	52	0.0
08/09/2006	8	7.0	22.0	60	0.5
09/09/2006	9	8.0	19.0	64	0.0
10/09/2006	10	5.0	20.0	66	0.0
11/09/2006	11	5.0	21.0	62	0.0
12/09/2006	12	8.0	22.0	59	0.0
13/09/2006	13	9.0	20.0	48	0.0
14/09/2006	14	8.0	22.0	58	0.0
15/09/2006	15	8.0	21.0	58	0.0
16/09/2006	16	8.0	22.0	59	1.0
17/09/2006	17	7.0	21.0	72	1.0
18/09/2006	18	7.0	21.0	91	3.1
19/09/2006	19	6.0	20.0	84	0.0
20/09/2006	20	7.0	22.0	96	0.0
21/09/2006	21	7.0	19.0	74	17.1
22/09/2006	22	7.0	21.0	63	0.0
23/09/2006	23	8.0	21.0	62	0.0
24/09/2006	24	8.0	22.0	51	0.6
25/09/2006	25	8.0	21.0	64	18.7
26/09/2006	26	7.0	20.0	64	1.4
27/09/2006	27	7.0	22.0	54	0.0
28/09/2006	28	7.0	21.0	58	0.0
29/09/2006	29	8.0	22.0	58	0.0
30/09/2006	30	8.0	22.0	66	0.0
1° Dec		6.2	20.9	59	16.3
2° Dec		7.3	21.2	69	5.1
3° Dec		7.5	21.1	61	37.8
Promedio		7.0	21.1	63	59.2
Del total		5.0	22.0		



INFORME AGROMETEOROLOGICO DIARIO

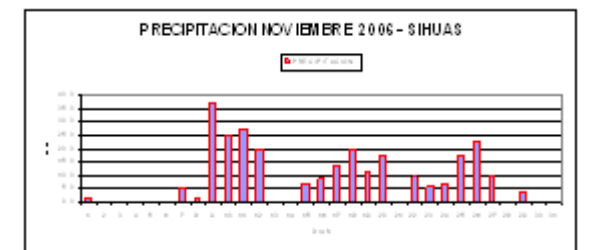
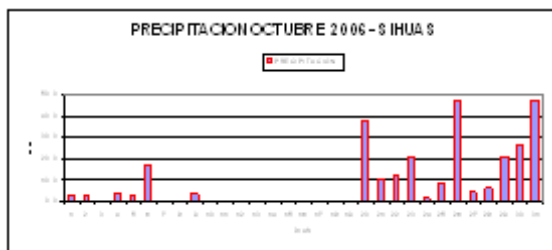
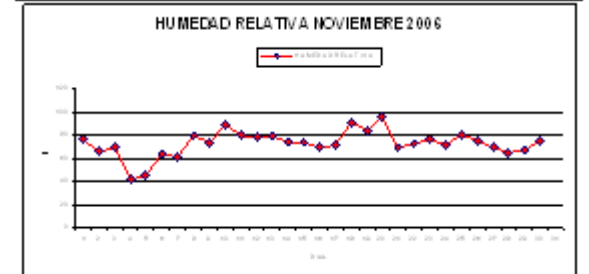
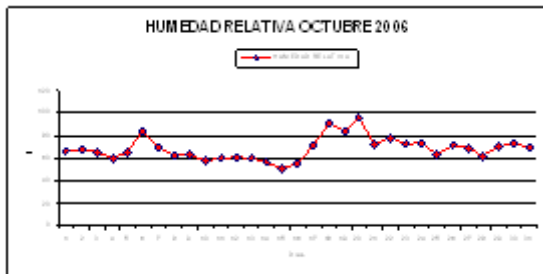


DRA ANCA
PROVINCIA ANCA
MES SIHUAS
OCTUBRE 2006

Fecha	Dia	T° Mínima	T° Máxima	H. RELATIVA	T.Precipitacion
01/10/2006	1	8.0	23.0	67	3.4
02/10/2006	2	9.0	20.0	69	2.5
03/10/2006	3	10.0	21.0	65	0.0
04/10/2006	4	9.0	21.0	60	3.9
05/10/2006	5	9.0	22.0	65	2.6
06/10/2006	6	9.0	17.0	84	16.8
07/10/2006	7	9.0	19.0	69	0.3
08/10/2006	8	9.0	22.0	62	0.0
09/10/2006	9	10.0	22.0	63	3.7
10/10/2006	10	9.0	23.0	58	0.0
11/10/2006	11	8.0	23.0	60	0.0
12/10/2006	12	7.0	23.0	62	0.0
13/10/2006	13	8.0	23.0	60	0.0
14/10/2006	14	8.0	23.0	57	0.0
15/10/2006	15	6.0	24.0	50	0.0
16/10/2006	16	5.0	23.0	55	0.0
17/10/2006	17	6.0	23.0	72	0.0
18/10/2006	18	5.0	24.0	91	0.0
19/10/2006	19	6.0	24.0	84	0.0
20/10/2006	20	7.0	21.0	96	37.2
21/10/2006	21	8.0	18.0	73	10.6
22/10/2006	22	8.0	17.0	79	12.3
23/10/2006	23	9.0	16.0	73	20.7
24/10/2006	24	8.0	17.0	74	1.7
25/10/2006	25	8.0	20.0	63	8.7
26/10/2006	26	10.0	20.0	71	47.2
27/10/2006	27	9.0	20.0	70	4.3
28/10/2006	28	9.0	20.0	62	6.1
29/10/2006	29	8.0	19.0	70	21.5
30/10/2006	30	8.0	21.0	74	26.7
31/10/2006	31	6.0	19.0	69	47.2
1° Dec		9.1	21.0	66	33.2
2° Dec		6.6	23.1	69	37.2
3° Dec		8.3	18.8	71	207.0
Promedio		8.0	20.9	69	277.4
Del total		5.0	24.0		

INFORME AGROMETEOROLOGICO DIARIO

DRA ANCA
PROVINCIA ANCA
MES SIHUAS
NOVIEMBRE 2006

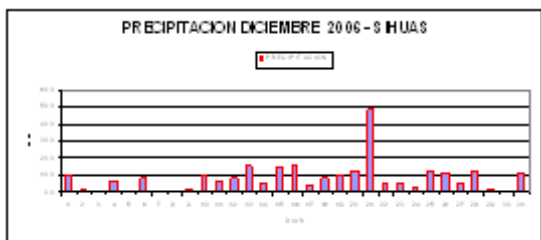
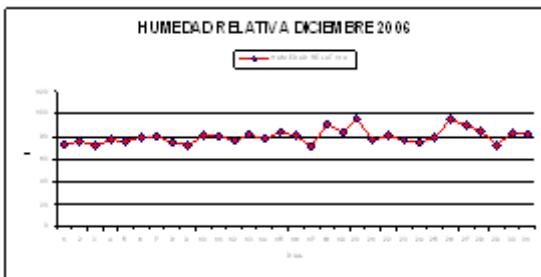
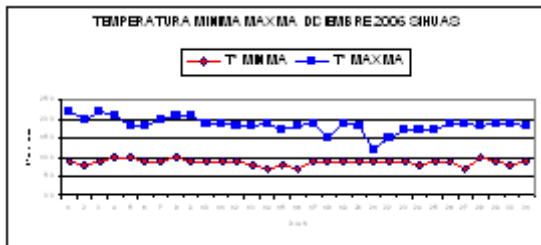
Fecha	Dia	T° Mínima	T° Máxima	H. RELATIVA	T.Precipitacion
01/11/2006	1	9.0	18.0	76	1.4
02/11/2006	2	8.0	18.0	66	0.0
03/11/2006	3	9.0	22.0	70	0.0
04/11/2006	4	7.0	20.0	41	0.0
05/11/2006	5	6.0	22.0	45	0.0
06/11/2006	6	9.0	22.0	64	0.0
07/11/2006	7	9.0	20.0	61	5.3
08/11/2006	8	9.0	20.0	79	1.3
09/11/2006	9	8.0	19.0	74	37.0
10/11/2006	10	7.0	18.0	88	24.8
11/11/2006	11	9.0	16.0	80	27.3
12/11/2006	12	8.0	15.0	78	20.2
13/11/2006	13	8.0	22.0	80	0.2
14/11/2006	14	10.0	22.0	74	0.0
15/11/2006	15	7.0	20.0	74	7.1
16/11/2006	16	9.0	21.0	69	9.1
17/11/2006	17	8.0	18.0	72	14.0
18/11/2006	18	7.0	17.0	91	19.3
19/11/2006	19	8.0	18.0	84	11.3
20/11/2006	20	9.0	18.0	96	17.4
21/11/2006	21	9.0	18.0	69	0.0
22/11/2006	22	8.0	20.0	73	9.5
23/11/2006	23	9.0	18.0	76	5.9
24/11/2006	24	8.0	15.0	71	6.8
25/11/2006	25	9.0	15.0	80	17.3
26/11/2006	26	10.0	16.0	75	23.0
27/11/2006	27	8.0	20.0	69	10.0
28/11/2006	28	8.0	21.0	65	0.0
29/11/2006	29	9.0	21.0	67	3.5
30/11/2006	30	9.0	21.0	75	0.0
1° Dec		8.1	19.9	66	69.8
2° Dec		8.3	18.7	80	125.9
3° Dec		8.7	18.5	72	76.0
Promedio		8.4	19.0	73	271.7
Del total		6.0	22.0		



INFORME AGROMETEOROLOGICO DIARIO

DRA ANCASH
PROVINCIA SIHUAS
MES DICIEMBRE 2006

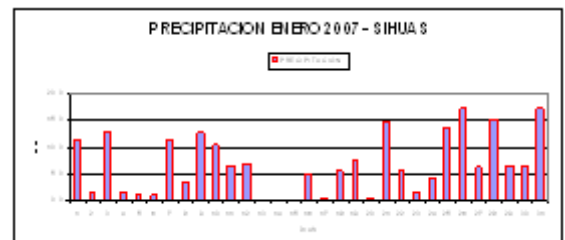
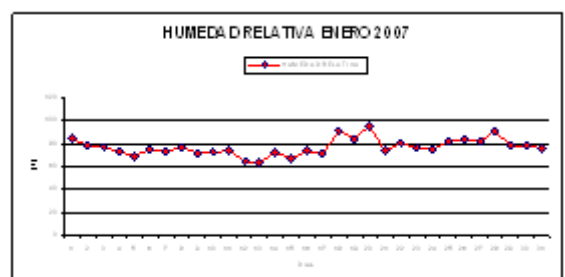

Fecha	Dia	T° Mínima	T° Máxima	H. RELATIVA	T.Precipitacion
01/12/2006	1	9.0	22.0	73	10.0
02/12/2006	2	8.0	20.0	76	1.5
03/12/2006	3	9.0	22.0	73	0.5
04/12/2006	4	10.0	21.0	77	6.6
05/12/2006	5	10.0	18.0	76	0.9
06/12/2006	6	9.0	18.0	79	8.5
07/12/2006	7	9.0	20.0	81	1.1
08/12/2006	8	10.0	21.0	74	0.0
09/12/2006	9	9.0	21.0	72	1.5
10/12/2006	10	9.0	19.0	81	9.8
11/12/2006	11	9.0	19.0	80	7.1
12/12/2006	12	9.0	18.0	76	8.5
13/12/2006	13	8.0	18.0	82	15.6
14/12/2006	14	7.0	19.0	78	5.2
15/12/2006	15	8.0	17.0	85	14.9
16/12/2006	16	7.0	18.0	80	16.1
17/12/2006	17	9.0	19.0	72	4.4
18/12/2006	18	9.0	15.0	91	8.0
19/12/2006	19	9.0	19.0	84	10.7
20/12/2006	20	9.0	18.0	96	12.8
21/12/2006	21	9.0	12.0	78	48.8
22/12/2006	22	9.0	15.0	81	5.4
23/12/2006	23	9.0	17.0	77	5.0
24/12/2006	24	8.0	17.0	74	2.5
25/12/2006	25	9.0	17.0	79	12.2
26/12/2006	26	9.0	19.0	96	11.5
27/12/2006	27	7.0	19.0	90	5.0
28/12/2006	28	10.0	18.0	85	13.0
29/12/2006	29	9.0	19.0	73	1.5
30/12/2006	30	8.0	19.0	83	1.0
31/12/2006	31	9.0	18.0	82	11.5
1° Dec		9.2	20.2	76	40.4
2° Dec		8.4	18.0	83	103.3
3° Dec		8.7	17.3	82	117.4
Promedio		8.8	18.5	80	261.1
Del total		7.0	22.0		



INFORME AGROMETEOROLOGICO DIARIO

DRA ANCASH
PROVINCIA SIHUAS
MES ENERO 2007

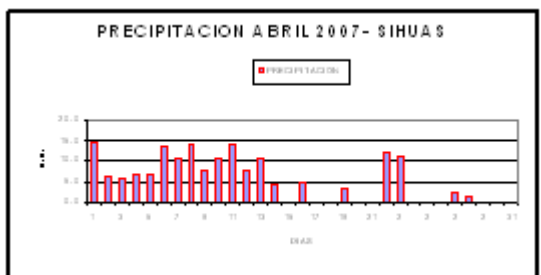
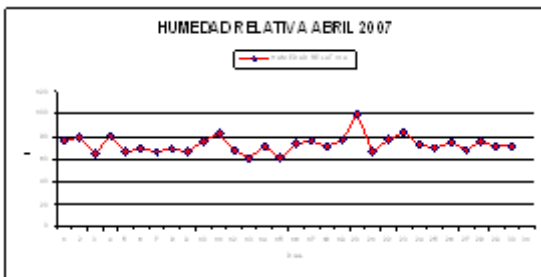
Fecha	Dia	T° Mínima	T° Máxima	H. RELATIVA	T.Precipitacion
01/01/2007	1	9.0	19.0	84	11.5
02/01/2007	2	7.0	19.0	78	1.5
03/01/2007	3	10.0	18.0	78	13.0
04/01/2007	4	9.0	19.0	73	1.5
05/01/2007	5	8.0	19.0	70	1.0
06/01/2007	6	9.0	18.0	75	1.0
07/01/2007	7	9.0	21.0	73	11.4
08/01/2007	8	8.0	21.0	77	3.5
09/01/2007	9	9.0	20.0	72	12.8
10/01/2007	10	8.0	18.0	73	10.4
11/01/2007	11	10.0	18.0	74	6.5
12/01/2007	12	10.0	21.0	64	7.0
13/01/2007	13	9.0	20.0	64	0.0
14/01/2007	14	8.0	21.0	73	0.0
15/01/2007	15	11.0	21.0	67	0.0
16/01/2007	16	8.0	16.0	74	5.0
17/01/2007	17	8.0	19.0	72	0.3
18/01/2007	18	10.0	18.0	91	5.5
19/01/2007	19	9.0	17.0	84	7.5
20/01/2007	20	10.0	18.0	96	0.2
21/01/2007	21	9.0	19.0	74	14.8
22/01/2007	22	10.0	18.0	81	5.6
23/01/2007	23	9.0	19.0	76	1.6
24/01/2007	24	10.0	20.0	74	4.2
25/01/2007	25	9.0	18.0	82	13.7
26/01/2007	26	9.0	19.0	84	17.3
27/01/2007	27	9.0	17.0	82	6.3
28/01/2007	28	8.0	16.0	92	15.2
29/01/2007	29	7.0	19.0	78	6.5
30/01/2007	30	7.0	19.0	78	6.5
31/01/2007	31	7.0	19.0	76	17.3
1° Dec		8.6	19.2	75	67.6
2° Dec		9.3	18.9	76	32.0
3° Dec		8.5	18.5	80	109.0
Promedio		8.8	18.8	77	208.6
Del total		7.0	21.0		



INFORME AGROMETEOROLOGICO DIARIO

DRA
PROVINCIA ANCASH
MES SIHUAS
ABRIL 2007

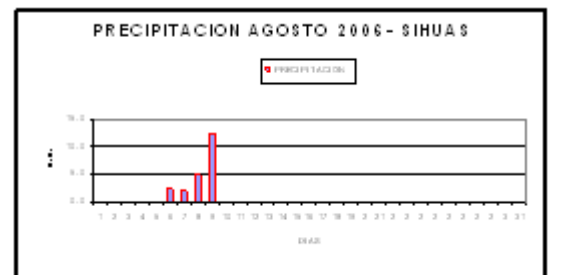
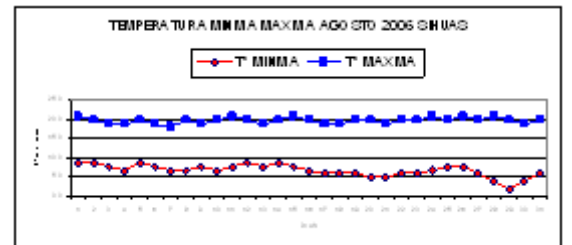
Fecha	Dia	T° Mínima	T° Máxima	H. RELATIVA	T.Precipitacion
01/04/2007	1	7.0	19.0	76	14.5
02/04/2007	2	8.0	17.0	79	6.4
03/04/2007	3	8.0	20.0	66	5.6
04/04/2007	4	8.0	20.0	80	6.7
05/04/2007	5	7.0	21.0	67	6.5
06/04/2007	6	10.0	19.0	70	13.5
07/04/2007	7	7.0	18.0	67	10.5
08/04/2007	8	7.0	17.0	70	13.8
09/04/2007	9	8.0	20.0	67	7.5
10/04/2007	10	7.0	19.0	76	10.3
11/04/2007	11	7.0	18.0	83	13.6
12/04/2007	12	8.0	20.0	68	7.8
13/04/2007	13	8.0	20.0	61	10.7
14/04/2007	14	7.0	17.0	71	4.3
15/04/2007	15	9.0	20.0	61	0.0
16/04/2007	16	8.0	20.0	74	4.6
17/04/2007	17	7.0	18.0	76	0.0
18/04/2007	18	9.0	20.0	72	0.0
19/04/2007	19	8.0	21.0	77	3.5
20/04/2007	20	7.0	20.0	100	0.0
21/04/2007	21	9.0	21.0	67	0.0
22/04/2007	22	8.0	19.0	77	12.1
23/04/2007	23	7.0	17.0	84	10.9
24/04/2007	24	7.0	20.0	73	0.0
25/04/2007	25	9.0	21.0	70	0.0
26/04/2007	26	8.0	19.0	75	0.0
27/04/2007	27	9.0	20.0	68	2.3
28/04/2007	28	7.0	18.0	76	1.5
29/04/2007	29	8.0	20.0	72	0.1
30/04/2007	30	9.0	20.0	72	0.0
1° Dec		7.7	19.0	72	95.3
2° Dec		7.8	19.4	74	44.5
3° Dec		8.1	19.5	73	26.9
Promedio		7.9	19.3	73	166.7
Del total		7.0	21.0		



INFORME AGROMETEOROLOGICO DIARIO

DRA
PROVINCIA ANCASH
MES SIHUAS
MAYO 2007

Fecha	Dia	T° Mínima	T° Máxima	H. RELATIVA	T.Precipitacion
01/05/2007	1	9.0	21.0	68	0.0
02/05/2007	2	9.0	20.0	67	0.0
03/05/2007	3	8.0	19.0	73	0.0
04/05/2007	4	7.0	19.0	68	0.0
05/05/2007	5	9.0	20.0	63	0.0
06/05/2007	6	8.0	19.0	68	2.6
07/05/2007	7	7.0	18.0	73	2.1
08/05/2007	8	7.0	20.0	72	5.1
09/05/2007	9	8.0	19.0	68	12.6
10/05/2007	10	7.0	20.0	70	0.0
11/05/2007	11	8.0	21.0	68	0.0
12/05/2007	12	9.0	20.0	68	0.0
13/05/2007	13	8.0	19.0	71	0.0
14/05/2007	14	9.0	20.0	59	0.0
15/05/2007	15	8.0	21.0	69	0.0
16/05/2007	16	7.0	20.0	64	0.0
17/05/2007	17	6.0	19.0	66	0.0
18/05/2007	18	6.0	19.0	65	0.0
19/05/2007	19	6.0	20.0	67	0.0
20/05/2007	20	5.0	20.0	67	0.0
21/05/2007	21	5.0	19.0	68	0.0
22/05/2007	22	6.0	20.0	67	0.0
23/05/2007	23	6.0	20.0	67	0.0
24/05/2007	24	7.0	21.0	68	0.0
25/05/2007	25	8.0	20.0	70	0.0
26/05/2007	26	8.0	21.0	65	0.0
27/05/2007	27	6.0	20.0	70	0.0
28/05/2007	28	4.0	21.0	68	0.0
29/05/2007	29	2.0	20.0	67	0.0
30/05/2007	30	4.0	19.0	68	0.0
31/05/2007	31	6.0	20.0	69	0.0
1° Dec		7.9	19.5	69	22.4
2° Dec		7.2	19.9	66	0.0
3° Dec		5.6	20.1	68	0.0
Promedio		6.9	19.8	68	22.4
Del total		2.0	21.0		



INFORME AGROMETEOROLOGICO DIARIO

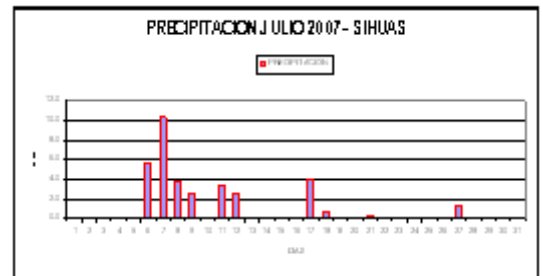
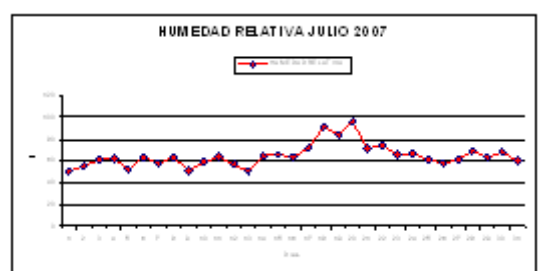
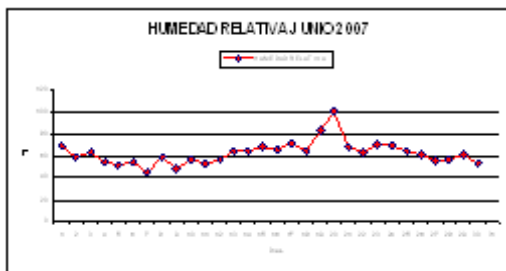


DRA ANCASH
PROVINCIA SIHUAS
MES JUNIO 2007

Fecha	Dia	T° Mínima	T° Máxima	H. RELATIVA	T.Precipitacion
01/06/2007	1	7.0	21.0	69	0.0
02/06/2007	2	8.0	22.0	58	0.0
03/06/2007	3	7.0	20.0	64	0.0
04/06/2007	4	5.0	20.0	54	0.0
05/06/2007	5	6.0	22.0	52	0.0
06/06/2007	6	5.0	21.0	54	0.0
07/06/2007	7	6.0	19.0	45	0.0
08/06/2007	8	6.0	20.0	59	0.0
09/06/2007	9	6.0	19.0	48	0.0
10/06/2007	10	5.0	20.0	57	0.0
11/06/2007	11	5.0	20.0	54	0.0
12/06/2007	12	5.0	20.0	57	4.5
13/06/2007	13	5.0	20.0	64	0.0
14/06/2007	14	6.0	20.0	65	0.0
15/06/2007	15	5.0	20.0	68	0.0
16/06/2007	16	6.0	20.0	66	0.0
17/06/2007	17	7.0	20.0	72	0.0
18/06/2007	18	8.0	21.0	64	0.0
19/06/2007	19	8.0	20.0	83	0.0
20/06/2007	20	7.0	21.0	100	0.0
21/06/2007	21	6.0	20.0	68	0.0
22/06/2007	22	8.0	19.0	63	0.0
23/06/2007	23	8.0	20.0	70	0.0
24/06/2007	24	8.0	20.0	70	0.2
25/06/2007	25	7.0	20.0	64	0.0
26/06/2007	26	7.0	20.0	61	0.0
27/06/2007	27	6.0	21.0	56	0.0
28/06/2007	28	4.0	20.0	57	0.0
29/06/2007	29	4.0	21.0	62	0.0
30/06/2007	30	5.0	20.0	53	0.0
1° Dec		6.1	20.4	56	0.0
2° Dec		6.2	20.2	69	4.5
3° Dec		6.3	20.1	62	0.2
Promedio		6.2	20.2	63	4.7
Del total		4.0	22.0		

INFORME AGROMETEOROLOGICO DIARIO

DRA ANCASH
PROVINCIA SIHUAS
MES JULIO 2007

Fecha	Dia	T° Mínima	T° Máxima	H. RELATIVA	T.Precipitacion
01/07/2007	1	6.0	21.0	50	0.0
02/07/2007	2	4.0	21.0	55	0.0
03/07/2007	3	4.0	20.0	61	0.0
04/07/2007	4	5.0	20.0	62	0.0
05/07/2007	5	6.0	21.0	51	0.0
06/07/2007	6	5.0	20.0	63	5.6
07/07/2007	7	4.0	19.0	58	10.4
08/07/2007	8	5.0	20.0	63	3.7
09/07/2007	9	6.0	19.0	50	2.5
10/07/2007	10	6.0	21.0	59	0.0
11/07/2007	11	4.0	20.0	63	3.4
12/07/2007	12	5.0	19.0	56	2.5
13/07/2007	13	6.0	22.0	50	0.0
14/07/2007	14	6.0	22.0	65	0.0
15/07/2007	15	5.0	20.0	66	0.0
16/07/2007	16	6.0	21.0	63	0.0
17/07/2007	17	6.0	22.0	72	4.1
18/07/2007	18	7.0	22.0	91	0.8
19/07/2007	19	6.0	21.0	84	0.0
20/07/2007	20	7.0	22.0	96	0.0
21/07/2007	21	8.0	20.0	71	0.3
22/07/2007	22	6.0	21.0	74	0.0
23/07/2007	23	7.0	21.0	66	0.0
24/07/2007	24	6.0	20.0	67	0.0
25/07/2007	25	5.0	21.0	61	0.0
26/07/2007	26	8.0	21.0	58	0.0
27/07/2007	27	6.0	20.0	62	1.3
28/07/2007	28	5.0	20.0	69	0.0
29/07/2007	29	5.0	22.0	63	0.0
30/07/2007	30	4.0	20.0	68	0.0
31/07/2007	31	5.0	22.0	60	0.0
1° Dec		5.1	20.2	57	22.2
2° Dec		5.8	21.1	71	10.8
3° Dec		5.9	20.7	65	1.6
Promedio		5.6	20.7	64	34.6
Del total		4.0	22.0		



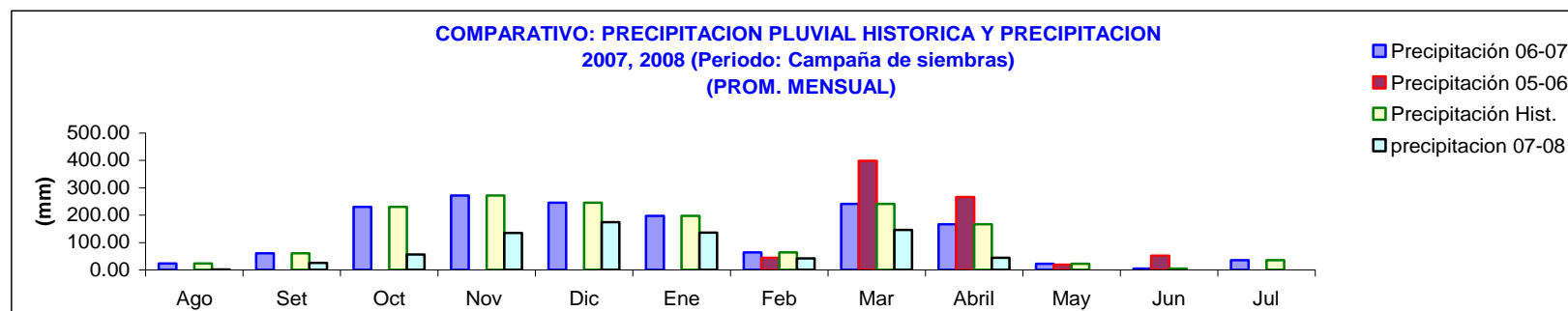
CUADRO RESUMEN

Información Metereológica Mensual por Campaña de Siembra 2007-2008

Estación: Yacupampa
Departamento: Ancash
Provincia: Sihuas
Distrito: San Juan

Latitud: 08°40'88.3" Sur Sur EPE 4 METROS
Longitud: 77°34'58.8" Oeste Oeste
Altitud: 3,264 m.s.n.m. m.s.n.m.
Campaña **2007 - 2008**

Variable	2007-2008											
	Ago	Set	Oct	Nov	Dic	Ene	Feb	Mar	Abril	May	Jun	Jul
T° máxima promedio (°C)	20.83	20.17	19.70	19.77	19.73	19.43	19.62	18.27	19.14			
T° máxima absoluta (°C)	22.00	21.00	21.00	21.00	22.00	22.00	22.00	20.00	20.00			
T° mínima promedio (°C)	6.30	7.80	7.77	7.47	7.43	7.87	8.00	8.00	8.64			
T° mínima absoluta (°C)	5.00	6.00	5.00	6.00	6.00	6.00	6.00	5.00	8.00			
T° promedio (°C)	13.27	13.83	13.58	12.29	12.92	12.98	13.09	13.23	#¡DIV/0!			
HR promedio 07 horas (%)	90.25	94.48	92.33	95.32	101.29	100.50	97.97	101.94	100.71			
HR promedio 13 horas (%)	349.25	62.19	59.47	39.56	62.27	60.43	62.02	76.91	84.00			
HR promedio 19 horas (%)	76.33	83.55	76.63	90.22	96.79	104.34	97.33	95.24	96.80			
HR promedio (%)	171.94	80.07	76.14	75.03	86.78	88.42	85.77	91.36	93.84			
Precipitación 07-08 (mm)	1.00	24.70	55.80	134.80	173.60	135.40	42.10	145.10	43.80			
Precipitación 06-07 (mm)	22.80	60.20	230.20	271.70	245.60	197.30	63.80	240.30	166.70	22	5	35
Precipitación 05-06 (mm)							44.10	398.50	265.90	18.6	51.2	0.0
Precipitación Hist. (mm)	22.80	60.20	230.20	271.70	245.60	197.30	63.80	240.30	166.70	22	5	35



RESUMEN AGROMETEOROLOGICO MENSUAL

DRA
PROVINCIA
MES

ANCASH
SIHUAS
AGOSTO 2007

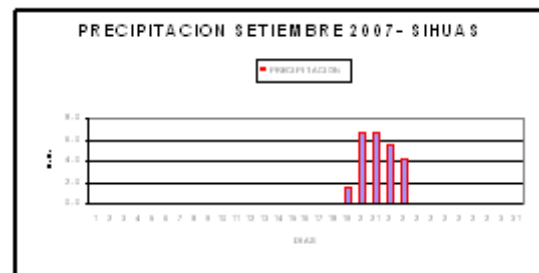
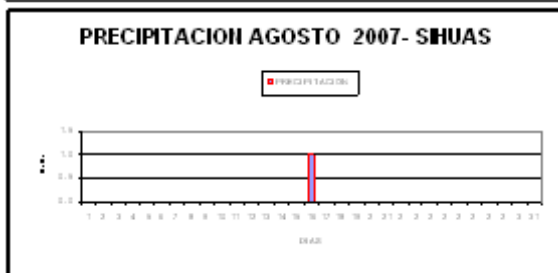
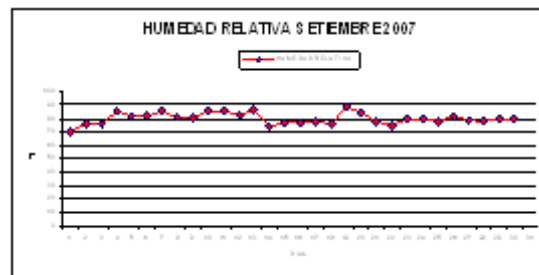



Fecha	Dia	T° Mínima	T° Máxima	H. RELATIVA	T.Precipitacion
01/08/2007	1	6.0	20.0	75	0.0
02/08/2007	2	5.0	21.0	75	0.0
03/08/2007	3	5.0	21.0	76	0.0
04/08/2007	4	7.0	21.0	76	0.0
05/08/2007	5	7.0	20.0	76	0.0
06/08/2007	6	5.0	21.0	83	0.0
07/08/2007	7	7.0	22.0	71	0.0
08/08/2007	8	6.0	22.0	66	0.0
09/08/2007	9	6.0	20.0	75	0.0
10/08/2007	10	7.0	21.0	76	0.0
11/08/2007	11	7.0	20.0	74	0.0
12/08/2007	12	7.0	20.0	74	0.0
13/08/2007	13	5.0	20.0	73	0.0
14/08/2007	14	6.0	21.0	74	0.0
15/08/2007	15	6.0	21.0	71	0.0
16/08/2007	16	7.0	20.0	72	1.0
17/08/2007	17	9.0	21.0	77	0.0
18/08/2007	18	8.0	21.0	79	0.0
19/08/2007	19	7.0	22.0	84	0.0
20/08/2007	20	6.0	21.0	87	0.0
21/08/2007	21	5.0	22.0	76	0.0
22/08/2007	22	6.0	21.0	69	0.0
23/08/2007	23	5.0	22.0	73	0.0
24/08/2007	24	5.0	21.0	71	0.0
25/08/2007	25	6.0	21.0	71	0.0
26/08/2007	26	6.0	20.0	78	0.0
27/08/2007	27	5.0	20.0	80	0.0
28/08/2007	28	8.0	21.0	73	0.0
29/08/2007	29	7.0	20.0	78	0.0
30/08/2007	30	7.0	21.0	75	0.0
31/08/2007	31	8.0	21.0	74	0.0
1° Dec		6.1	20.9	75	0.0
2° Dec		6.8	20.7	77	1.0
3° Dec		6.2	20.9	74	0.0
Promedio		6.4	20.8	75	1.0
Del total		5.0	22.0		

INFORME AGROMETEOROLOGICO DIARIO

DRA
PROVINCIA
MES

ANCASH
SIHUAS
SETIEMBRE 2007

Fecha	Dia	T° Mínima	T° Máxima	H. RELATIVA	T.Precipitacion
01/09/2007	1	7.0	20.0	70	0.0
02/09/2007	2	8.0	20.0	76	0.0
03/09/2007	3	8.0	21.0	76	0.0
04/09/2007	4	7.0	21.0	85	0.0
05/09/2007	5	8.0	20.0	82	0.0
06/09/2007	6	9.0	20.0	82	0.0
07/09/2007	7	9.0	20.0	86	0.0
08/09/2007	8	8.0	21.0	80	0.0
09/09/2007	9	8.0	21.0	81	0.0
10/09/2007	10	7.0	20.0	86	0.0
11/09/2007	11	8.0	21.0	86	0.0
12/09/2007	12	8.0	20.0	83	0.0
13/09/2007	13	7.0	21.0	87	0.0
14/09/2007	14	7.0	20.0	74	0.0
15/09/2007	15	6.0	20.0	77	0.0
16/09/2007	16	6.0	20.0	77	0.0
17/09/2007	17	7.0	20.0	78	0.0
18/09/2007	18	7.0	21.0	76	0.0
19/09/2007	19	8.0	20.0	89	1.6
20/09/2007	20	9.0	20.0	84	6.7
21/09/2007	21	8.0	19.0	78	6.7
22/09/2007	22	8.0	21.0	75	5.6
23/09/2007	23	9.0	20.0	80	4.1
24/09/2007	24	8.0	19.0	79	0.0
25/09/2007	25	8.0	20.0	78	0.0
26/09/2007	26	8.0	19.0	82	0.0
27/09/2007	27	9.0	20.0	79	0.0
28/09/2007	28	9.0	20.0	78	0.0
29/09/2007	29	8.0	20.0	80	0.0
30/09/2007	30	7.0	20.0	80	0.0
1° Dec		7.9	20.4	80	0.0
2° Dec		7.3	20.3	81	8.3
3° Dec		8.2	19.8	79	16.4
Promedio		7.8	20.2	80	24.7
Del total		6.0	21.0		



INFORME AGROMETEOROLOGICO DIARIO

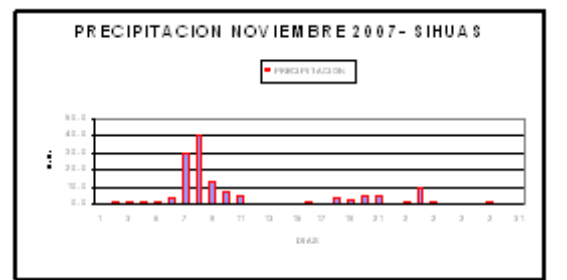
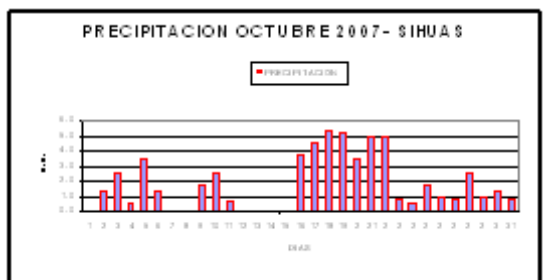
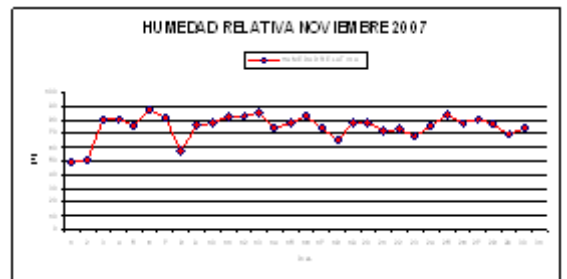



DRA
PROVINCIA ANCASH
MES SIHUAS
OCTUBRE 2007

Fecha	Dia	T° Mínima	T° Máxima	H. RELATIVA	T.Precipitacion
01/10/2007	1	8.0	20.0	79	0.0
02/10/2007	2	9.0	21.0	74	1.3
03/10/2007	3	9.0	20.0	78	2.5
04/10/2007	4	8.0	21.0	73	0.5
05/10/2007	5	7.0	19.0	78	3.4
06/10/2007	6	7.0	19.0	78	1.4
07/10/2007	7	8.0	20.0	73	0.0
08/10/2007	8	9.0	20.0	77	0.0
09/10/2007	9	8.0	21.0	76	1.8
10/10/2007	10	9.0	19.0	69	2.5
11/10/2007	11	8.0	19.0	74	0.7
12/10/2007	12	9.0	20.0	74	0.0
13/10/2007	13	8.0	20.0	73	0.0
14/10/2007	14	9.0	19.0	69	0.0
15/10/2007	15	8.0	20.0	76	0.0
16/10/2007	16	7.0	21.0	75	3.8
17/10/2007	17	8.0	20.0	75	4.6
18/10/2007	18	9.0	19.0	72	5.3
19/10/2007	19	9.0	20.0	82	5.2
20/10/2007	20	8.0	19.0	86	3.5
21/10/2007	21	8.0	19.0	71	4.9
22/10/2007	22	8.0	20.0	73	4.9
23/10/2007	23	7.0	19.0	79	0.8
24/10/2007	24	7.0	20.0	79	0.5
25/10/2007	25	7.0	19.0	78	1.8
26/10/2007	26	7.0	19.0	77	0.9
27/10/2007	27	6.0	21.0	81	0.8
28/10/2007	28	5.0	18.0	73	2.5
29/10/2007	29	6.0	19.0	82	0.9
30/10/2007	30	7.0	20.0	82	1.3
31/10/2007	31	7.0	20.0	67	0.8
1° Dec		8.2	20.0	75	13.4
2° Dec		8.3	19.7	76	23.1
3° Dec		6.8	19.5	76	20.1
Promedio		7.7	19.7	76	56.6
Del total		5.0	21.0		

INFORME AGROMETEOROLOGICO DIARIO

DRA
PROVINCIA ANCASH
MES SIHUAS
NOVIEMBRE 2007


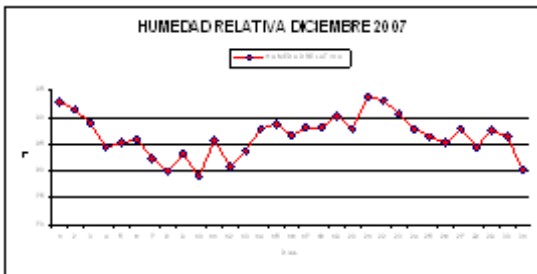

Fecha	Dia	T° Mínima	T° Máxima	H. RELATIVA	T.Precipitacion
01/11/2007	1	7.0	20.0	49	0.0
02/11/2007	2	7.0	19.0	51	0.9
03/11/2007	3	8.0	20.0	81	1.2
04/11/2007	4	8.0	20.0	81	0.6
05/11/2007	5	7.0	19.0	76	1.5
06/11/2007	6	7.0	19.0	87	3.1
07/11/2007	7	8.0	18.0	82	29.7
08/11/2007	8	8.0	19.0	57	41.0
09/11/2007	9	8.0	19.0	76	13.1
10/11/2007	10	8.0	19.0	78	7.5
11/11/2007	11	7.0	20.0	82	5.0
12/11/2007	12	8.0	19.0	83	0.0
13/11/2007	13	8.0	20.0	86	0.0
14/11/2007	14	9.0	20.0	74	0.0
15/11/2007	15	8.0	20.0	78	0.0
16/11/2007	16	8.0	19.0	82	1.5
17/11/2007	17	9.0	20.0	74	0.0
18/11/2007	18	8.0	20.0	65	3.9
19/11/2007	19	7.0	19.0	78	2.9
20/11/2007	20	7.0	20.0	78	4.9
21/11/2007	21	7.0	20.0	72	4.8
22/11/2007	22	7.0	20.0	74	0.0
23/11/2007	23	6.0	21.0	68	1.2
24/11/2007	24	7.0	20.0	76	10.0
25/11/2007	25	6.0	21.0	84	0.9
26/11/2007	26	6.0	21.0	78	0.0
27/11/2007	27	7.0	20.0	81	0.0
28/11/2007	28	8.0	21.0	76	0.3
29/11/2007	29	7.0	20.0	69	0.8
30/11/2007	30	8.0	20.0	74	0.0
1° Dec		7.6	19.2	72	98.6
2° Dec		7.9	19.7	78	18.2
3° Dec		6.9	20.4	75	18.0
Promedio		7.5	19.8	75	134.8
Del total		6.0	21.0		



INFORME AGROMETEOROLOGICO DIARIO

DRA
PROVINCIA ANCASH
MES SIHUAS
DICIEMBRE 2007

Fecha	Dia	T° Mínima	T° Máxima	H. RELATIVA	T.Precipitacion
01/12/2007	1	6.0	20.0	93	0.0
02/12/2007	2	7.0	21.0	91	0.0
03/12/2007	3	7.0	20.0	89	0.0
04/12/2007	4	8.0	21.0	84	0.0
05/12/2007	5	8.0	20.0	85	0.0
06/12/2007	6	9.0	21.0	86	0.0
07/12/2007	7	9.0	21.0	82	0.0
08/12/2007	8	7.0	22.0	80	0.0
09/12/2007	9	6.0	22.0	83	0.0
10/12/2007	10	7.0	21.0	79	0.0
11/12/2007	11	6.0	21.0	86	0.0
12/12/2007	12	6.0	20.0	81	0.0
13/12/2007	13	7.0	19.0	84	0.0
14/12/2007	14	8.0	20.0	88	0.0
15/12/2007	15	9.0	20.0	89	0.0
16/12/2007	16	7.0	19.0	87	0.0
17/12/2007	17	8.0	19.0	88	0.0
18/12/2007	18	7.0	20.0	88	0.0
19/12/2007	19	7.0	20.0	90	15.0
20/12/2007	20	8.0	20.0	88	19.0
21/12/2007	21	8.0	14.0	94	34.0
22/12/2007	22	9.0	17.0	93	1.9
23/12/2007	23	9.0	18.0	91	0.0
24/12/2007	24	8.0	19.0	88	0.0
25/12/2007	25	8.0	19.0	86	0.0
26/12/2007	26	7.0	20.0	85	41.1
27/12/2007	27	6.0	19.0	88	3.4
28/12/2007	28	7.0	20.0	84	13.7
29/12/2007	29	7.0	20.0	88	20.2
30/12/2007	30	7.0	19.0	86	25.3
31/12/2007	31	7.0	20.0	80	40.0
1° Dec		7.4	20.9	85	0.0
2° Dec		7.3	19.8	87	34.0
3° Dec		7.5	18.6	88	179.6
Promedio		7.4	19.7	87	213.6
Del total		6.0	22.0		



INFORME AGROMETEOROLOGICO DIARIO

DRA
PROVINCIA ANCASH
MES SIHUAS
ENERO 2008

Fecha	Dia	T° Mínima	T° Máxima	H. RELATIVA	T.Precipitacion
01/01/2008	1	6.0	18.0	95	6.0
02/01/2008	2	7.0	13.0	96	0.0
03/01/2008	3	8.0	20.0	87	0.9
04/01/2008	4	9.0	19.0	94	1.7
05/01/2008	5	8.0	19.0	93	2.8
06/01/2008	6	8.0	20.0	89	2.1
07/01/2008	7	9.0	20.0	89	2.0
08/01/2008	8	8.0	20.0	89	0.0
09/01/2008	9	7.0	20.0	91	0.0
10/01/2008	10	8.0	19.0	87	0.0
11/01/2008	11	7.0	19.0	86	0.0
12/01/2008	12	7.0	20.0	87	0.0
13/01/2008	13	8.0	20.0	90	0.3
14/01/2008	14	8.0	19.0	89	20.3
15/01/2008	15	9.0	17.0	98	20.0
16/01/2008	16	8.0	20.0	88	4.1
17/01/2008	17	7.0	18.0	91	10.7
18/01/2008	18	9.0	18.0	90	7.5
19/01/2008	19	8.0	20.0	87	1.2
20/01/2008	20	8.0	22.0	82	7.5
21/01/2008	21	7.0	22.0	82	6.9
22/01/2008	22	8.0	20.0	85	3.3
23/01/2008	23	9.0	19.0	88	8.5
24/01/2008	24	9.0	20.0	87	6.4
25/01/2008	25	7.0	20.0	85	12.0
26/01/2008	26	7.0	19.0	90	9.9
27/01/2008	27	7.0	21.0	85	0.0
28/01/2008	28	8.0	20.0	87	0.0
29/01/2008	29	9.0	21.0	84	0.0
30/01/2008	30	8.0	20.0	84	0.0
31/01/2008	31	9.0	20.0	88	0.0
1° Dec		7.8	18.8	91	15.5
2° Dec		7.9	19.3	89	71.6
3° Dec		8.0	20.2	86	47.0
Promedio		7.9	19.5	88	134.1
Del total		6.0	22.0		

